



THE IRISH HIGH CROSS: WHY BUILD ONE?

Volume 3 of 3
Data Tables

Oliver David Webb

*A thesis submitted for fulfillment of the requirements
of the degree of Doctorate of Philosophy*

Centre for Celtic Studies
University of Sydney

2004

TABLE OF CONTENTS

Irish Cross Introduction: Data Collection and Analysis

- (i) Data Collection
- (ii) Data Analysis: techniques, measurements and Mapping

Irish Crosses: Morphological Classification

- Data 1:** *Irish Crosses by Country*
- Data 2:** *All Crosses: 237 Crosses and Fragments*
- Data 3:** *Irish Crosses by Coiceda*
- Data 4:** *Irish Crosses Type by Coiceda*
- Data 5:** *Irish Crosses by Type*
- Data 6:** *Types of Crosses: All Ringed Crosses*
- Data 7:** *Types of Crosses: Solid Ringed Crosses*
- Data 8:** *Types of Crosses: Perforated Ringed Crosses*
- Data 9:** *Types of Crosses: Pillars*
- Data 10:** *Types of Crosses: Non-Ringed*

Irish Crosses: Distributions & Decorations

- Data 11:** *Cross Decoration Summary*
- Data 12:** *Cross Decoration by Coiceda*
- Data 13:** *Cross Type by Decoration*
- Data 14:** *Cross Decoration: Figurative / Geometric Ornament*
- Data 15:** *Cross Decoration: Figurative Ornament Only*
- Data 16:** *Cross Decoration: Geometric Ornament Only*
- Data 17:** *Cross Decoration: None*
- Data 18:** *Cross Decoration: No Figurative Panels*
- Data 19:** *Cross Decoration: Have Figurative Panels*

Irish Crosses: Incomplete & Partial

- Data 20:** *Incomplete Crosses*

Irish Crosses: Types & Distributions

- Data 21:** *Cross Type: Thistle/Amorphous*
- Data 22:** *Cross Type: Non-Ringed*
- Data 23:** *Cross Type: Latin with Relief*
- Data 24:** *Cross Type: Pillar Only*
- Data 25:** *Cross Type: Ringed Solid: shallow relief*
- Data 26:** *Cross Type: Ringed Perforated*
- Data 27:** *Cross Type: Ringed Perforated Rolls-Inner rings*
- Data 28:** *Cross Type: Ringed: Solid center*
- Data 29:** *Cross Type: Ringed Solid*
- Data 30:** *Cross Type: Ringed Perforated One Piece*
- Data 31:** *Cross Type: Non Ringed Support Arms*
- Data 32:** *Cross Type: Ringed Perforated No pinched armpits*
- Data 33:** *Cross Type: Ringed Perforated Rolls - armpits*
- Data 34:** *Cross Type: Ringed Solid Rolls – Inner Ringed*
- Data 35:** *Cross Type: Non-Ringed Pinched Armpits*
- Data 36:** *Cross Type: Base Only*
- Data 37:** *Cross Type: Ringed Perforated No shaft*
- Data 38:** *Cross Type: Non-Ringed Head Only*
- Data 39:** *Cross Type: Non Ringed Rolls (Spirals) - Armpits*
- Data 40:** *Cross Type: Slab - pointed*
- Data 41:** *Cross Type: Ringed Solid Different Arm Terminations*
- Data 42:** *Cross Type: Non-Ringed Embedded knobs*
- Data 43:** *Cross Type: Non-Ringed Two Dimensional*
- Data 44:** *Cross Type: Ringed Solid No Pinching*
- Data 45:** *Cross Type: Partial Head / Fragment*
- Data 46:** *Cross Type: 'Hammer' or 'Tau' head*
- Data 47:** *Cross Type: Under Ringed*
- Data 48:** *Cross Type: Ringed Solid One Piece Disk*
- Data 49:** *Cross Type: Ringed Perforated Pinched armpits , inner ring moldings and ring over transom*
- Data 50:** *Cross Type: Ringed Perforated Rectangular roll moldings*

Cross Bases: Types & Distributions

- Data 51:** *Have a Base*
- Data 52:** *Have Base: Stepped and Non-Stepped*
- Data 53:** *Has Base: Stepped Base*
- Data 54:** *Has Base: Non-Stepped*
- Data 55:** *Cross Decoration by Base Type*

Cross Shafts: Types & Distributions

- Data 56:** *Shaft Types*
- Data 57:** *Shaft Type by Cross Type*
- Data 58:** *Cross Shaft: Doric*
- Data 59:** *Cross Shaft: Frame Arm*
- Data 60:** *Cross Shaft: Ionic Slight with Capital*
- Data 61:** *Cross Shaft: Slight with pinched neck*
- Data 62:** *Cross Shaft: Ionic - Slight*
- Data 63:** *Cross Shaft: Ionic - Steep*
- Data 64:** *Cross Shaft: Ionic – two angles*
- Data 65:** *Cross Shaft: Parallel with 'capital'*
- Data 66:** *Cross Shaft: Parallel*

Cross Capstones: Types & Distributions

- Data 67:** *Have a capstone*
- Data 68:** *Crosses with Capstones*
- Data 69:** *Cross Type by Capstone Type*
- Data 70:** *Have Base by Capstone Type*
- Data 71:** *Crosses with Capstones and Tenons*
- Data 72:** *Crosses with Capstones: Roof Shape*
- Data 73:** *Crosses with Capstones: Domed*
- Data 74:** *Crosses with Capstones: Reliquary Capstone*
- Data 75:** *Crosses with Capstones: Tenon – No Capstone*

Cross Rolls: Types & Distributions

- Data 76:** *Cross Head has Rolls*
- Data 77:** *Crosses with Roll Types*
- Data 78:** *Roll Type by Cross Type*
- Data 79:** *Cross Head Rolls – All Perforated Ringed Crosses*
- Data 80:** *Cross Head Rolls – All Solid Ringed Crosses*
- Data 81:** *Cross Head Rolls – Non-Ringed: Embedded Rolls*
- Data 82:** *Cross Head Rolls – Non-Ringed: Spirals in Armpits*
- Data 83:** *Cross Head Rolls – Non-Ringed: Under Armpit Rolls*
- Data 84:** *Cross Head Rolls – Ringed: Rolls in Armpits*
- Data 85:** *Cross Head Rolls – Ringed: On outer and inner ring*
- Data 86:** *Cross Head Rolls – Ringed: On inner ring*
- Data 87:** *Cross Head Rolls – Ringed: Rectangular Rolls*
- Data 88:** *Cross Head Rolls – Solid Ringed: Outer Ring*
- Data 89:** *Cross Head Rolls – Rolls Silhouetted*

Irish Crosses: The Panels

- Data 90:** *Crosses with Panels*
- Data 91:** *Cross Type by Have Panels*

Head Decoration: Types

- Data 92:** *Cross Head Decoration*
- Data 93:** *Head Decoration: Boss and Christ*

Irish Crosses: Measurements & Morphology

- Data 94:** *Height of Crosses*
- Data 95:** *Width across the arms*
- Data 96:** *Cross Height by Width Across Arms*
- Data 97:** *Height of cross by width of cross shaft*
- Data 98:** *Height of bases*
- Data 99:** *Thickness of base*
- Data 100:** *Width of bases*
- Data 101:** *Width of cross shafts*
- Data 102:** *Thickness of cross shaft*

Ringed Crosses: Measurements & Morphology

- Data 103:** *Perforated ring: height of cross*
- Data 104:** *Perforated ring: width across arms*
- Data 105:** *Perforated ring: shaft width*
- Data 106:** *Perforated ring: base height*
- Data 107:** *Perforated ring: base width*
- Data 108:** *Perforated ring: base thickness*
- Data 109:** *Perforated ring: cross height by arm width*
- Data 110:** *Solid ring: height of cross*
- Data 111:** *Solid ring: arm width*
- Data 112:** *Solid ring: shaft thickness*
- Data 113:** *Solid ring: height of base*
- Data 114:** *Solid ring: width of base*
- Data 115:** *Solid ring: thickness of base*
- Data 116:** *Solid ring: height by width of arms*

Panels: Description of Participants & Composition

- Data 123:** *Figural Composition: Nature of participants*
- Data 124:** *Figural Composition: Organisation of Participants*
- Data 125:** *Have identified iconographic associations*

Panels: Identified Iconography

- Data 126:** *Proportion of Cross Type with Iconographic Scenes*
- Data 127:** *Proportion of each type of cross that has iconographic panels*

Iconography: Main Scenes (Individual)

- Data 128:** *Iconographic scenes: All Crosses*
- Data 129:** *Iconographic themes: Perforated Ringed Crosses*
- Data 130:** *Iconographic themes: Solid Ringed Crosses*
- Data 131:** *Iconographic themes: Non- Ringed Crosses*
- Data 132:** *Iconographic themes: Pillars*
- Data 133:** *Iconographic themes: Others*
- Data 134:** *Iconographic Scene: Adam and Eve & The Apostles*
- Data 135:** *Iconographic Scene: Baptism of Christ & the Thieves*

- Data 136:** *Iconographic Scene: Cain kills Abel & The sacrifice of Isaac*
- Data 137:** *Iconographic Scene: Daniel slays the Lions & In the lion's den*
- Data 138:** *Iconographic Scene: Paul and Anthony & the Multiplication of Loaves*
- Data 139:** *Iconographic Scene: Adam and Eve knowing nakedness & David as Harper*
- Data 140:** *Iconographic Scene: Children in the Fiery Furnace & Kiss of Judas*
- Data 141:** *Iconographic Scene: Marriage Feast of Cana & Noah's Ark*
- Data 142:** *Iconographic Scene: Temptation of St. Anthony & The Last Judgement*
- Data 143:** *Proportion of Iconography directly relating to Christ.*
- Data 144:** *Depictions of Christ's Life*
- Data 145:** *Depictions of Christ's life by Orientation and Location*
- Data 146:** *Iconographic Theme: All Christ Scenes*
- Data 147:** *Iconographic Theme: Life of Christ – Before the birth and Birth scenes*
- Data 148:** *Iconographic Theme: Life of Christ – 'other events in his life'*
- Data 149:** *Iconographic Theme: Life of Christ – pre-crucifixion and the Crucifixion*
- Data 150:** *Iconographic Theme: Life of Christ – post-crucifixion and transfiguration*

Iconography: Other Main Characters

- Data 151:** *Iconographic Theme: Adam and Eve*
- Data 152:** *Iconographic Theme: Daniel Scenes*
- Data 153:** *Iconographic Theme: David Scenes*
- Data 154:** *Iconographic Theme: Local (Irish) Scenes*
- Data 155:** *Iconographic Theme: The Three Magi*
- Data 156:** *Iconographic Theme: John the Baptist*

Iconography: The Bible as Source

- Data 157:** *Iconography: Source in the Bible*
- Data 158:** *Iconography: Source in the Bible by Cross Type*
- Data 159:** *Iconography: Source in the Bible by orientation & location*

Panels: Appearance & use of Animals

- Data 160:** *Animals: Location and orientation of Birds*
- Data 161:** *Animals: Distribution of Birds on Panels*
- Data 162:** *Animals: Location and orientation of Rams*
- Data 163:** *Animals: Location and orientation of Serpents*
- Data 164:** *Animals: Location and orientation of Horses*

- Data 165:** *Animals: Location and orientation of Hounds*
- Data 166:** *Animals: Location and orientation of Griffins (winged creatures)*
- Data 167:** *Animals: Location and orientation of Cows*
- Data 168:** *Animals: Location and orientation of Lions*
- Data 169:** *Animals: Location and orientation of Stags (Quadrupeds)*
- Data 170:** *Animals: Location and orientation of Fish*
- Data 171:** *Animals: Location and orientation of Pigs*
- Data 172:** *Animals: Location and orientation of Sheep*
- Data 173:** *Animals: Location and orientation of Camels*
- Data 174:** *Animals: Location and orientation of Centaurs*
- Data 175:** *Animals: Location and orientation of 'beasts' or 'monsters'*

Panels: Appearance & use of Angels

- Data 176:** *Location and orientation of Angels*
- Data 177:** *Appearance of Angels with Iconography*

Non-Iconographic Elements: Panel Scenes and Artefacts

- Data 178:** *Symbols: Books*
- Data 179:** *Symbols: Horns*
- Data 180:** *Symbols: Hunting Scenes*
- Data 181:** *Symbols: Stephaton & Longinous*
- Data 182:** *Symbols: Boats and Reliquaries*

The Database: Introduction

This Database (IHCDB) was created as part of the information-gathering phase of this research, prior to the finalisation of its area of focus. While this database is not central to the discussion presented in this thesis, its development and the learning from this process were fundamental in defining the final focus of this study. The datasets presented here comprise of tables that are referenced in the body of this thesis and others that will be used in future research.

The database is primarily based on observations drawn from the Irish High Cross Photographic Survey (IHPCS) and iconographic identifications by Harbison (1992, Vol. 1 & 2). This database does not attempt to systematically challenge the identification of iconographic scenes detailed in the IHPCS; although alternative identifications are discussed over the course of this study where relevant. Code frames were created to categorise different features, types of cross morphology and panel decoration. The structure of this database was initially developed from empirical observations which were then inductively refined into code frames. At the initial phase of this research, this allowed for a heuristic perspective on the corpus of extant crosses.

The initial aim of this research was to enumerate different aspects of figurative scenes that are found on the crosses as a basis for iconological and iconographical comparisons between Irish and regional ethnographic sources. The primary focus was on scenes that appeared non-Christian in nature; this was from the perspective of looking at a comparison between early Viking figurative art and early Irish figurative depictions. The first stage of this data collection focused on enumerating the occurrence of iconographic and non-iconographic elements and relationships of their use on panels. The variety and level of competence of decoration correlates to the morphological complexity of cross forms. Since these developments are diachronic, this offered a restricted scope for the intended ethnographic comparisons.

However, this process and a better understanding of the medium -the High Cross - raised questions about their role within their local communication system and their meaning is defined through socio-cultural discourse. Furthermore, from within a context of Christian discourse, a more fruitful line of enquiry was the interaction of secular and spiritual scenes on this media. Parts of the process of redefining the focus of this study were interpretive considerations that became apparent in coding the figurative scenes. A primary consideration was the 'interpretive matrix' I employed and how measurable was it against the apperception of the same scenes by the intended audience (s) of the crosses. This resulted in a shift in the focus and the nature of the data that was collected. This process later evolved into this more detailed study incorporating cross morphology with the aim of understanding the crosses as a media choice- the frame that anchored interpretation.

Data Collection

The resulting code-frame reference system was organised by two key factors:

1. **Cross Panels:** Decoration, location, orientation, location on crosses and composition
2. **Cross Morphology:** Types, orientation, location, metric dimensions and mode of decoration

A 'panel' represents, for the purpose of this study, one of two decorative units (frames):

1. **Physical panel:** a rectangular frame around ornamental or figurative decoration (a shaft panel).
2. **Morphology panel:** where a separate depiction is dictated by the shape of the cross (an arm of a cross head).

From the IHCPs 237 crosses and fragments were recorded. 1568 decorative panels were identified and coded (only decorative panels were recorded).

Data Collection Considerations

Several factors should be born in mind when interpreting this dataset. A guiding factor should be an awareness of the considerable variations in both cross forms and depictions. Every effort, during the data collection phase, was made to adhere to rigid code frames in order to remain objective. However, in practice, this sometimes involved subjective decisions on a case-by-case basis. Recording the details of cross panels was flexible with one 'panel' for each scene recorded. It is important to recognise that the number of panels is not constant for different crosses. Morphology plays a significant role in how a panel location was recorded.

Another consideration is that the software used to collect and present this data imposed restrictions in terms of how data could be recorded and subsequently analysed.

Interpretation of the location of data presented can be influenced by several factors:

A panel may have several scenes, each recorded as two separate entries in the database. This happens most often on shafts that are not divided by panel sections or with cross-base decoration. Alternatively, the opposite can also occur: with one scene (code), being depicted over two panels on the same cross. For example, on the granite crosshead at Dromiskin, Co. Louth; this depicts an iconographical funeral procession – David bringing Goliath’s head to Jerusalem. This scene is divided over the left and right arms of the east face of the crosshead. This division of the scene means that two entries were recorded into the database with the same iconographic identification code.

Another consideration is that multiple incidents of the same feature or scene do occur on some crosses, e.g. in the depiction of hounds. There are a total of eighteen depictions found on twelve crosses. The cross-tabulation details the frequency for all eighteen occurrences as well as detailing where they occur (east, west, etc.) and their orientation (east, south, etc). However, the data-distribution map only displays the incidence of the depiction - the actual number of crosses (twelve). So while informative for the identification of features or patterns from a data analysis perspective the original cases of entries should be considered when interpreting these findings.

Data Analysis: Considerations

The data in this study was analysed using descriptive statistical techniques. The main form of analysis was the use of cross-tabulations of the code frames and frequency counts. Cross tabulations are used to display the common distribution of two variables in order to create a two-way frequency table.

Measurement Analysis: Considerations

The measurements of the crosses were sourced from the IHCPS. Not all of the crosses in the IHCPS have data for each measurement so in the analysis section ‘unknown’ measurements were excluded from the results.

Some caution must be used for differing techniques and classifications in measuring, e.g. if we compare measurements of the Granite Cross at Kilbroney, Co. Down. The overall impact on the end conclusions of discrepancies such as these was not considered significant for this research.

Measurement	Harbison (1992: 133, Cat. 130, Fig. 364)	Kelly (1991: 109)
Height	2.30 m	2.50 m
Across the arms	93cm	93cm
Shaft Bottom width	30cm	30cm
Shaft Bottom thickness	20cm	18cm

Data Mapping

The data maps included in this study are presented to show distribution patterns only and are not mapped to precise coordinates. The location of the crosses follows the grid references detailed in the IHCPS, based on positioning from the Ordnance Surveys 'half-inch to one-mile' scale map. While the relative position of the crosses on the maps for this study are correct, a number of factors might visually affect their location:

- ❖ The IHCPS grid reference is accurate to 'within a few hundred meters' (Harbison 1992: 8). It also provides the same grid reference for all the crosses located in the same area. This referencing causes problems when trying to display multiple crosses at the same location so these crosses have been 'jittered' with the hundred meters so that they can be seen. The affect of this 'jittering' on the maps is that multiple crosses in the one area appear as a bold diamond.
- ❖ The maps allow regional trends to be identified. There are some minor limitations in the software when representing the data. When viewing the map of Ireland the proportionate size of a cross-marker can also cause some distortion of the location of the cross over the base map

A. Irish Crosses: Morphological Classification (Data 1 -10)

This section enumerates the corpus of extant crosses. Proportionate distributions by county and more broadly *coiceda* are documented¹. Geographic distributions are also mapped by county and individually.

The second of the section divides the crosses into four broad morphological groups: perforated and solid ringed crosses; pillars (note: some recorded pillars reflect the remains of crosses and not necessarily morphological forms); and non-ringed crosses. These morphological groups are used as the standard banner for subsequent datasets in this study.

B: Irish Crosses: Distributions & Decorations

This section records the proportion of crosses that have different types of decoration: No decorations; Geometric (aniconic); Figurative (iconic); or a combination of Figurative and Geometric decorations. The absence or presence of figurative panels is also analysed. These would be present on separate panels according to the definition detailed above. Frequencies and distributions of these criteria are presented.

C: Irish Crosses: Incomplete & Partial

This data table summarises the condition of the crosses that appears in the IHCPs.

D: Irish Crosses: Types & Distributions

A code frame was devised in order to classify the different types of cross morphology that are present. The aim of this was to isolate morphological features that might indicate either the presence of 'workshops', or alternatively, to assist in developing symbolic hypothesis.

Twenty-nine primary cross 'forms' can be used to account for the 237 crosses in the IHCPs. There are six solid-ringed codes and nine forms of perforated-ringed crosses; the remaining forms are of non-ringed forms. This data is presented as a proportion of the cross corpus and demonstrates its geographical distribution.

¹ The rationale for this regional division is discussed in more detail in the body of this study.

E: Cross Bases: Types & Distributions

This section looks at the proportion of crosses that have bases as a part of their construction. Furthermore, of those that do have bases, which of these can be considered to be stepped. The significance of this is in the identification of the stepped base in relation to primary christian symbolism of structures at the Holy Sepulchre. The last table analyses the correlation of this morphological element with cross forms.

F: Cross Shafts: Types & Distributions

This section summarises the main types of shafts that used in the construction of the crosses. There are eight types of shaft forms used in cross construction.

G: Cross Capstones: Types & Distributions

This section summarised the characteristics and distribution of the 28 crosses that have capstones as part of their morphology. There are only 18 extant examples of the capstones and the remainder have tenons that suggests that a capstone might have been part of their construction.

H: Cross Rolls: Types & Distributions

The use of rolls or knobs at the intersection of the cross shaft and transom can be classified into 10 distinct groups. This morphological feature is found on 28 crosses and two thirds of these examples are found on ringed-perforated cross forms. The majority of these rolls, 22, occur on ringed crosses, the other varieties coded in this study represent one-off forms. The frequency and distribution of these codes are detailed.

I: Irish Crosses: the panels

This section details the number of crosses have panels as a morphological feature of their construction. Only a quarter of the crosses (54), in the IHCPS, have morphological panels.

J: Head Decoration: Types

The following two tables enumerate what is observed at the intersection of the transom and cross shaft in the cross head. These datasets record only the presence of primary identifications not a thematic differentiation. The codes that are used are: All Christ depictions 'Christ'; 'other figure'

for when another figure is used such as Adam And Eve; 'boss' is used where a boss form is used' ; 'geometric' is used where the space is occupied with a more geometric or less plastic motif; 'other' is used to cover plain faces or where weathering makes identification unclear. As is discussed in Chapter Two, the cardinal orientation for these crosses is adopted directly from the IHCPs. While these can be challenged, the data does illustrate the opposing faces of crosses on solid ringed and perforated ringed crosses.

K: Irish Crosses: Measurements & Morphology

The next section focuses on summarizing and providing descriptive statistics for some of the metric measurements recorded from the IHCPs: Height of crosses; Width of Arms; Width of the shaft; Thickness of shaft; and similar dimensions of the bases (maximum figure used). These measurements are illustrated with histograms and density ellipse charts.

L: Ringed Crosses: Measurements & Morphology

This following section provides the same metric analysis for the two primary cross forms: perforated-ringed and solid-ringed.

DATABASE SECTIONS OVERVIEW: DECORATION

M: Panels - Description of Participants & Composition

This section details a more precise focus on the participants in figurative scenes. The combination of men, women, animals and cryptozoomorphs is detailed. The following data table summarises some of the more common types of 'activity' within scene compositions that are found on the crosses eg. Riding figures or seated figures. This is not an exhaustive survey of compositional arrangements.

N: Panels - Identified Iconography

Over a quarter (29%) of these figurative scenes have been identified as conforming to a known iconographic type in the IHCPs. Over half (56%) of these are found on perforated crosses. Frequencies by crosses type are detailed.

ICONOGRAPHY: MAIN SCENES (INDIVIDUAL)

This section provides frequencies for the main iconographic depictions that do not relate to Christ's life that have been identified for all crosses and also by cross type. Distribution maps of the more common themes are also documented.

The second section focuses on scenes of Christ's life. The narrative of his life is broken down into sections relating to his birth, other events of his life; scenes that can be considered pre-crucifixion, the Crucifixion, post-crucifixion and the transfiguration. The orientation and location on the cross-morphology of these different thematic groups is detailed. Distribution maps of these iconographic groups are documented.

Iconography: Other main Characters

This section details similar details for other prominent iconographic themes

Iconography: The Bible as source

This section sought to see if there was a relationship between cross morphology and which Testament the iconographic scene were sourced from. The location and orientation of these groupings is detailed.

Panels: Appearance & Use of Animals

The frequency and distribution of different identifiable animals and cryptozoomorphs is detailed. The correlation of these animals and specific iconographic themes as formal markers is also explored.

Panels: Appearance & Use of Angels

A similar analysis for Angels is detailed.

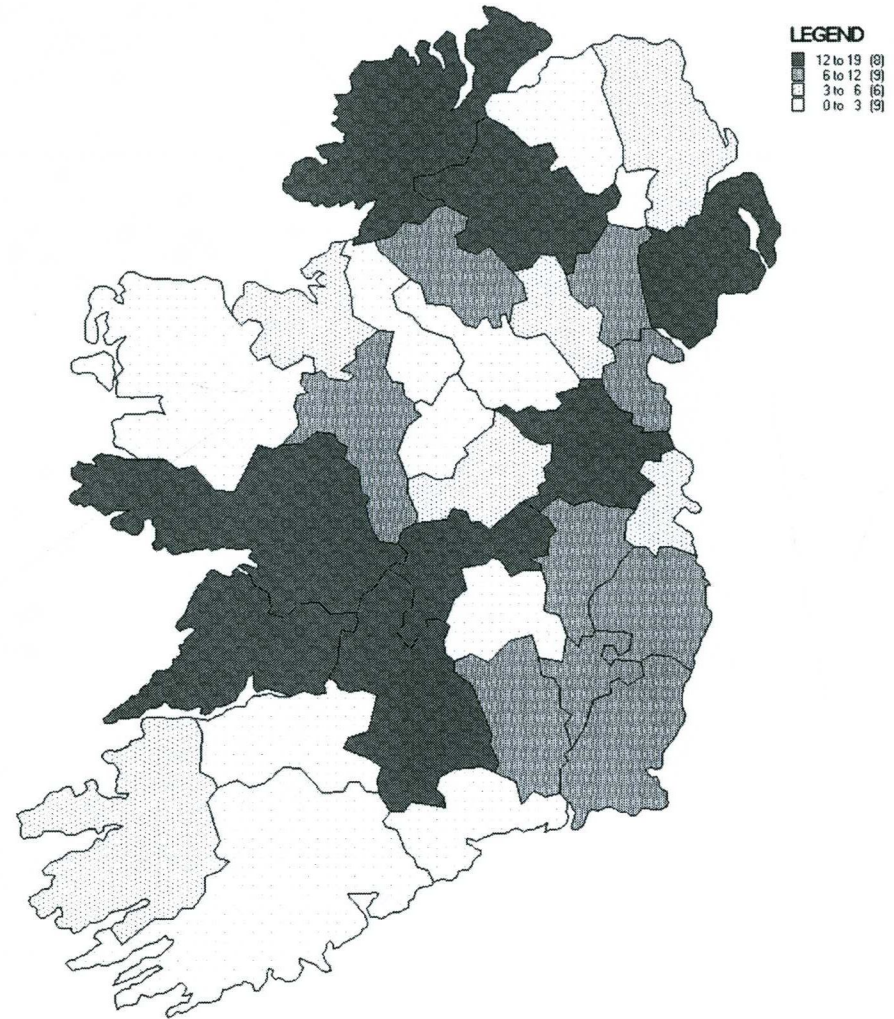
Non-Iconographic Elements: Panel scenes and Artifacts

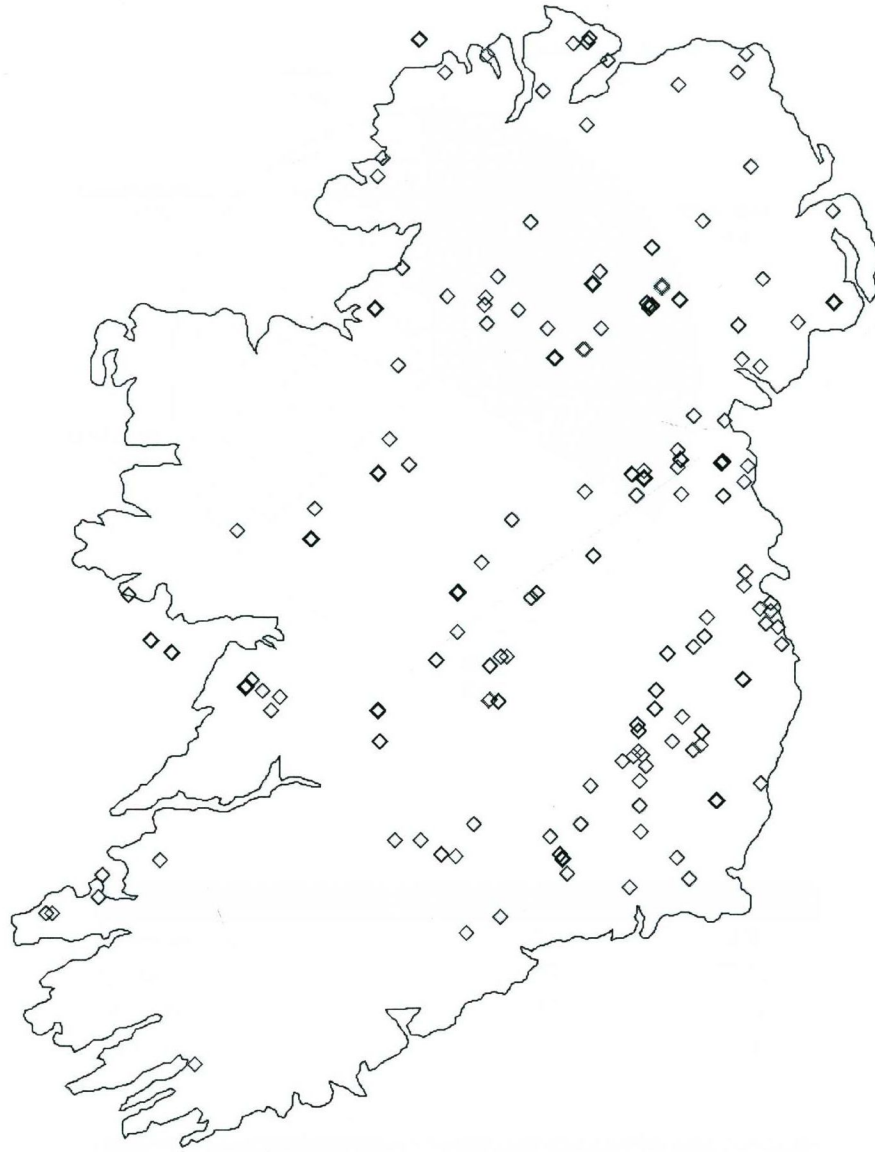
The final section looks at various non-iconographic elements in terms of their frequency, location and distribution.

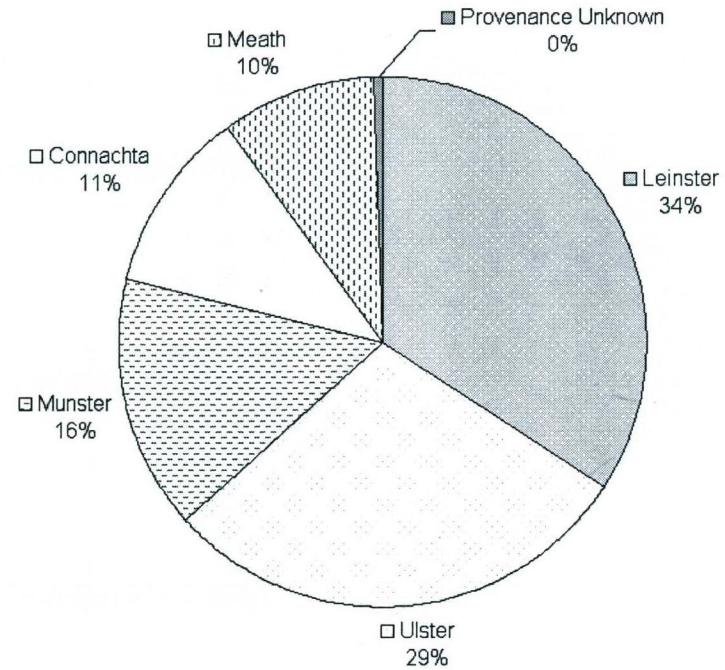
IRISH CROSSES

Morphological Classification

County	Count	%
Meath	19	8%
Clare	16	7%
Donegal	14	6%
Offaly	14	6%
Down	13	5%
Galway	13	5%
Tipperary	13	5%
Tyrone	12	5%
Armagh	11	5%
Carlow	11	5%
Fermanagh	11	5%
Kilkenny	11	5%
Louth	10	4%
Wicklow	10	4%
Kildare	9	4%
Wexford	8	3%
Roscommon	6	3%
Dublin	5	2%
Kerry	5	2%
Sligo	5	2%
Westmeath	4	2%
Antrim	3	1%
Monaghan	3	1%
Derry	2	1%
Laois	2	1%
Waterford	2	1%
Cork	1	0%
Leitrim	1	0%
Longford	1	0%
Mayo	1	0%
Provenance Unknown	1	0%
Grand Total	237	100%

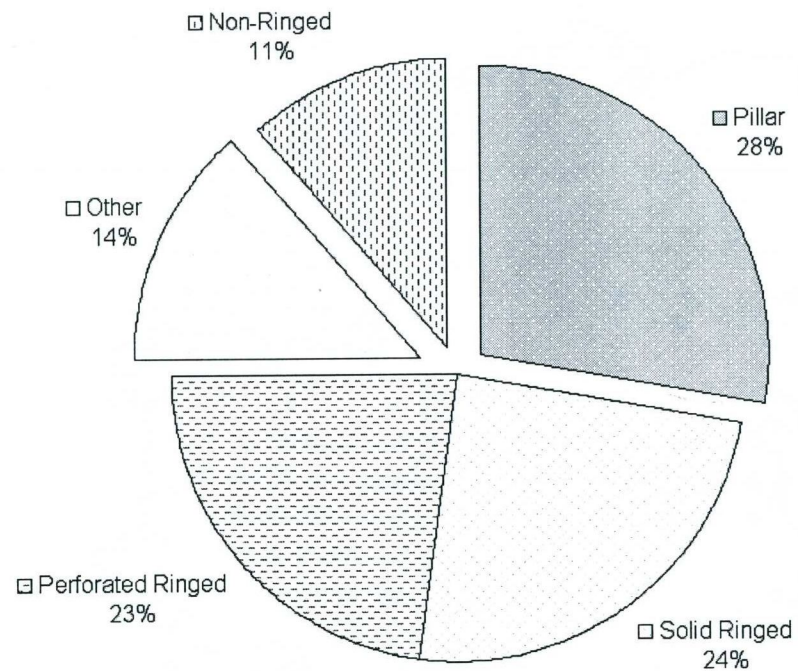




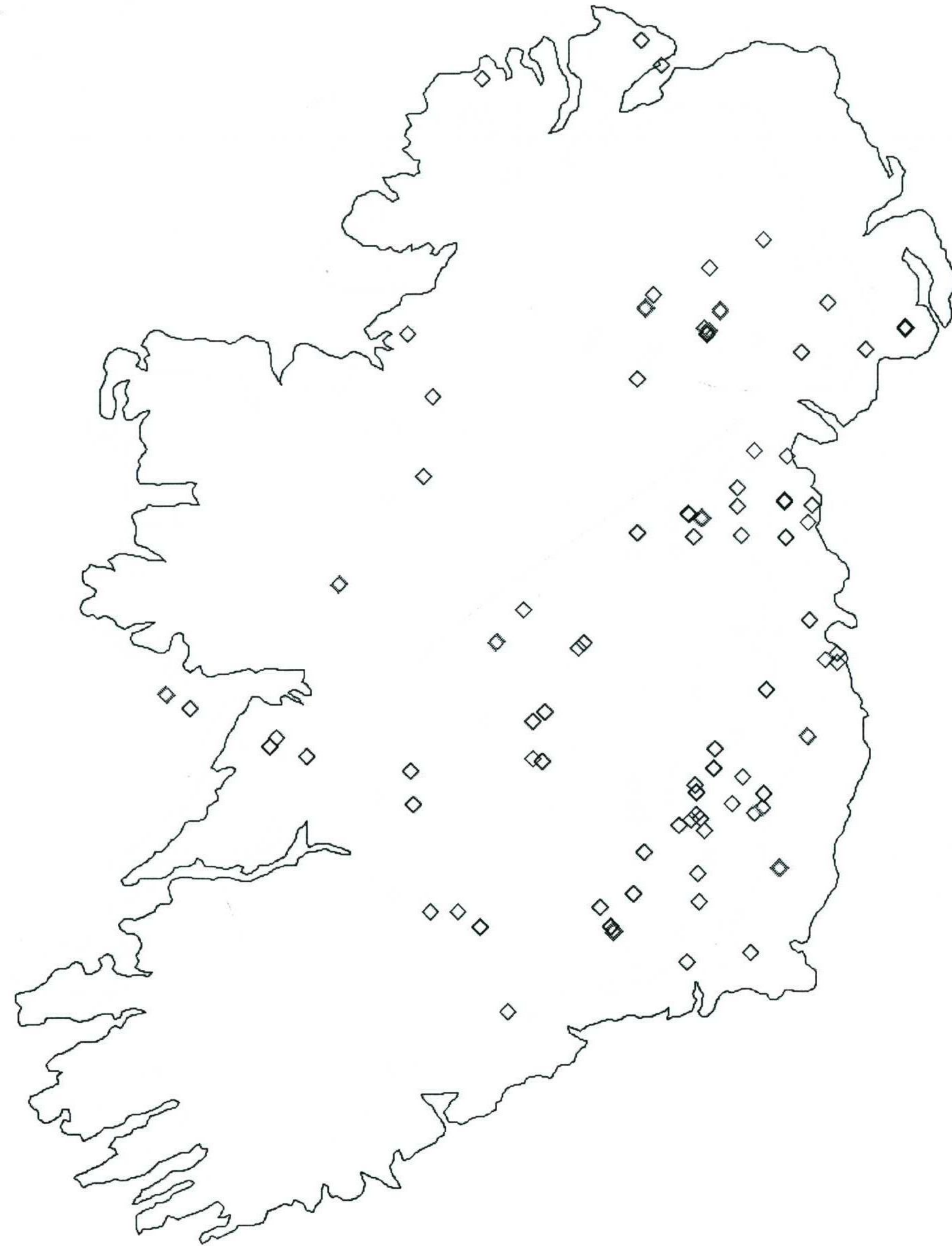


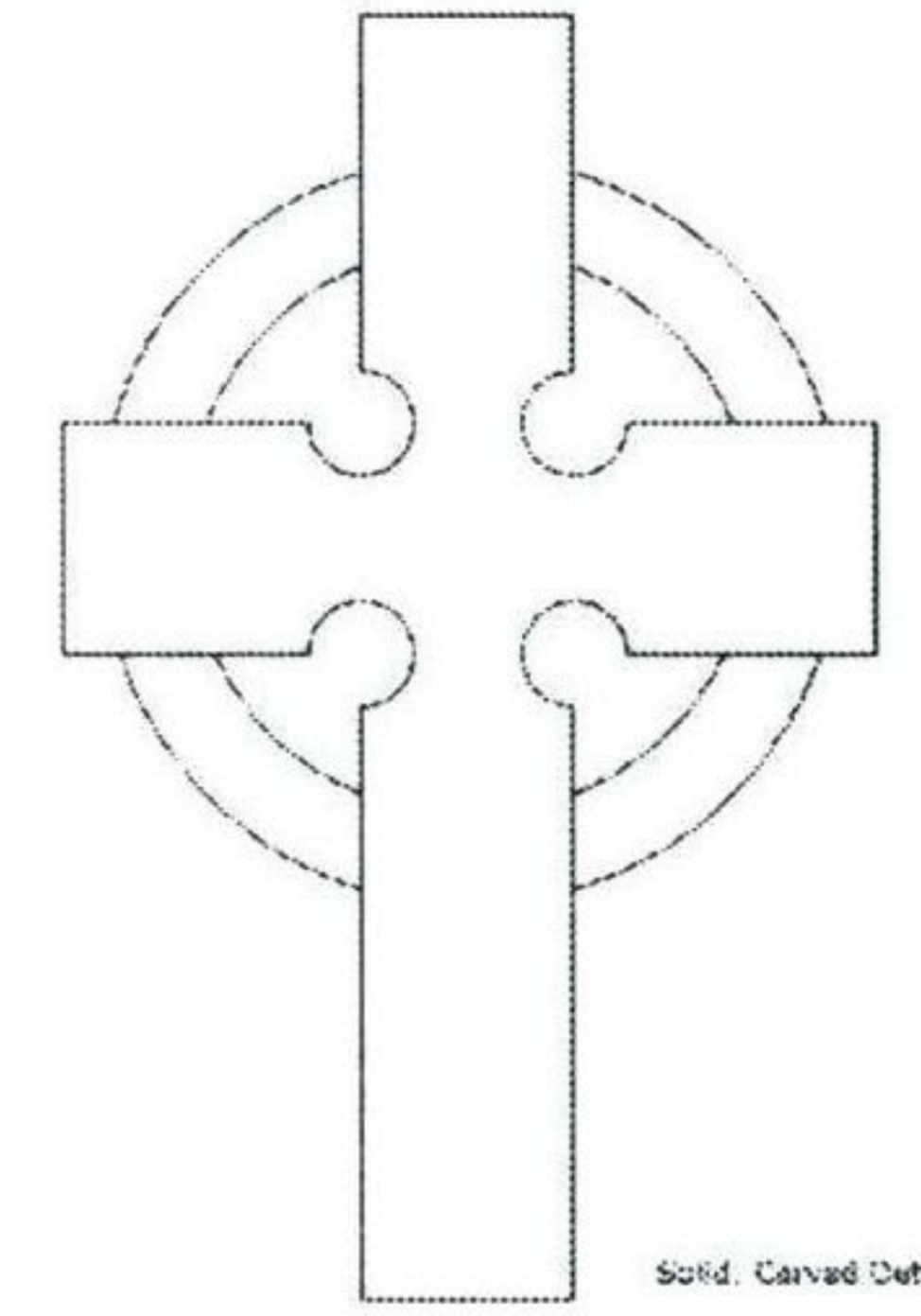
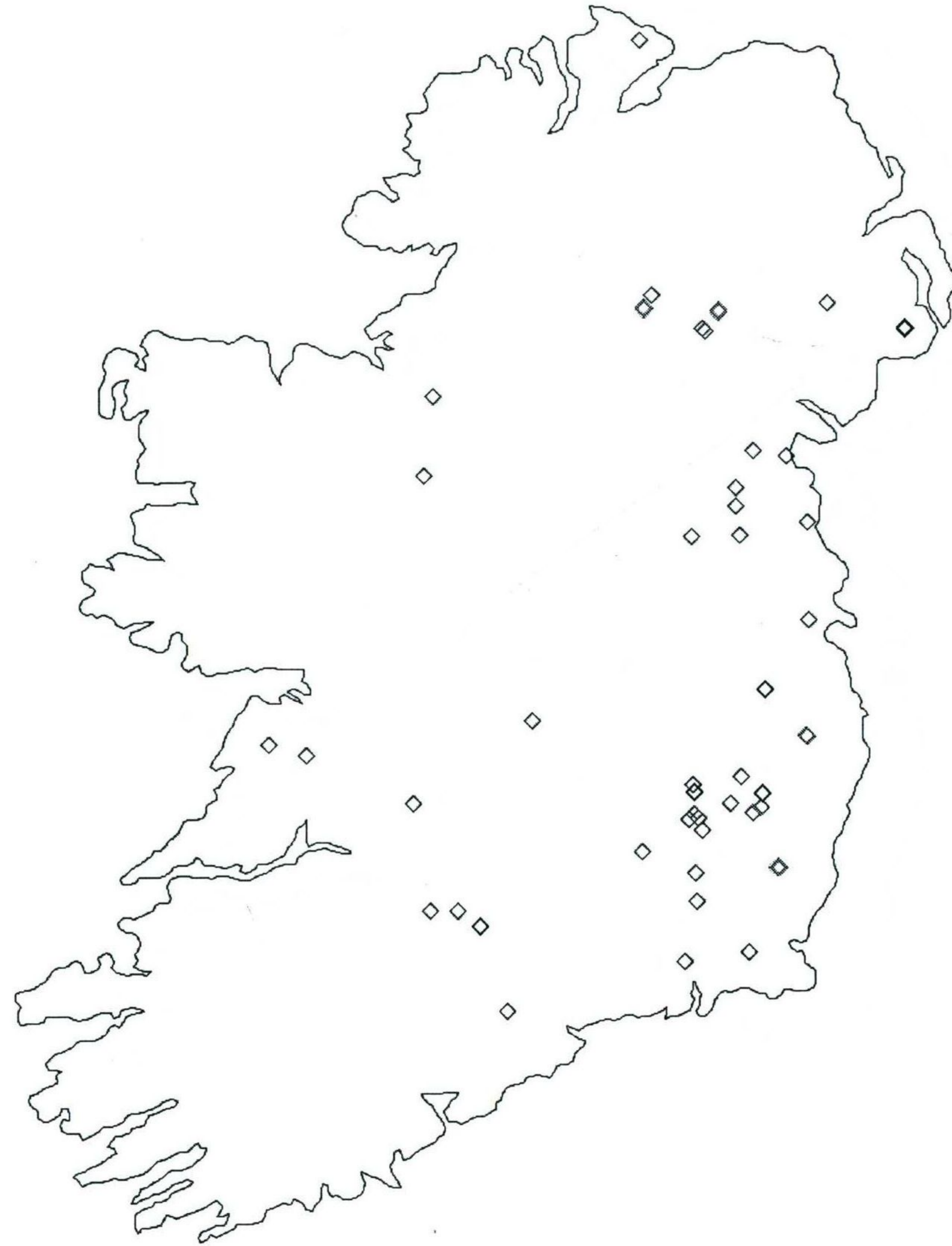
Coiceda	Count	%
Leinster	81	34%
Ulster	69	29%
Munster	37	16%
Connachta	26	11%
Meath	23	10%
Provenance Unknown	1	0%
Grand Total	237	100%

Coiceda	Cross Code	Count	%
Connachta			
	Pillar	12	5%
	Perforated Ringed	6	3%
	Other	4	2%
	Non-Ringed	2	1%
	Solid Ringed	2	1%
Connachta Total		26	11%
Leinster			
	Pillar	17	7%
	Perforated Ringed	21	9%
	Other	8	3%
	Non-Ringed	6	3%
	Solid Ringed	29	12%
Leinster Total		81	34%
Meath			
	Pillar	4	2%
	Perforated Ringed	10	4%
	Other	3	1%
	Non-Ringed	1	0%
	Solid Ringed	5	2%
Meath Total		23	10%
Munster			
	Pillar	9	4%
	Perforated Ringed	7	3%
	Other	4	2%
	Non-Ringed	9	4%
	Solid Ringed	8	3%
Munster Total		37	16%
Provenance Unknown			
	Other	1	0%
Provenance Unknown Total		1	0%
Ulster			
	Pillar	24	10%
	Perforated Ringed	10	4%
	Other	12	5%
	Non-Ringed	9	4%
	Solid Ringed	14	6%
Ulster Total		69	29%
Grand Total		237	100%




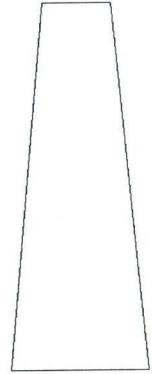
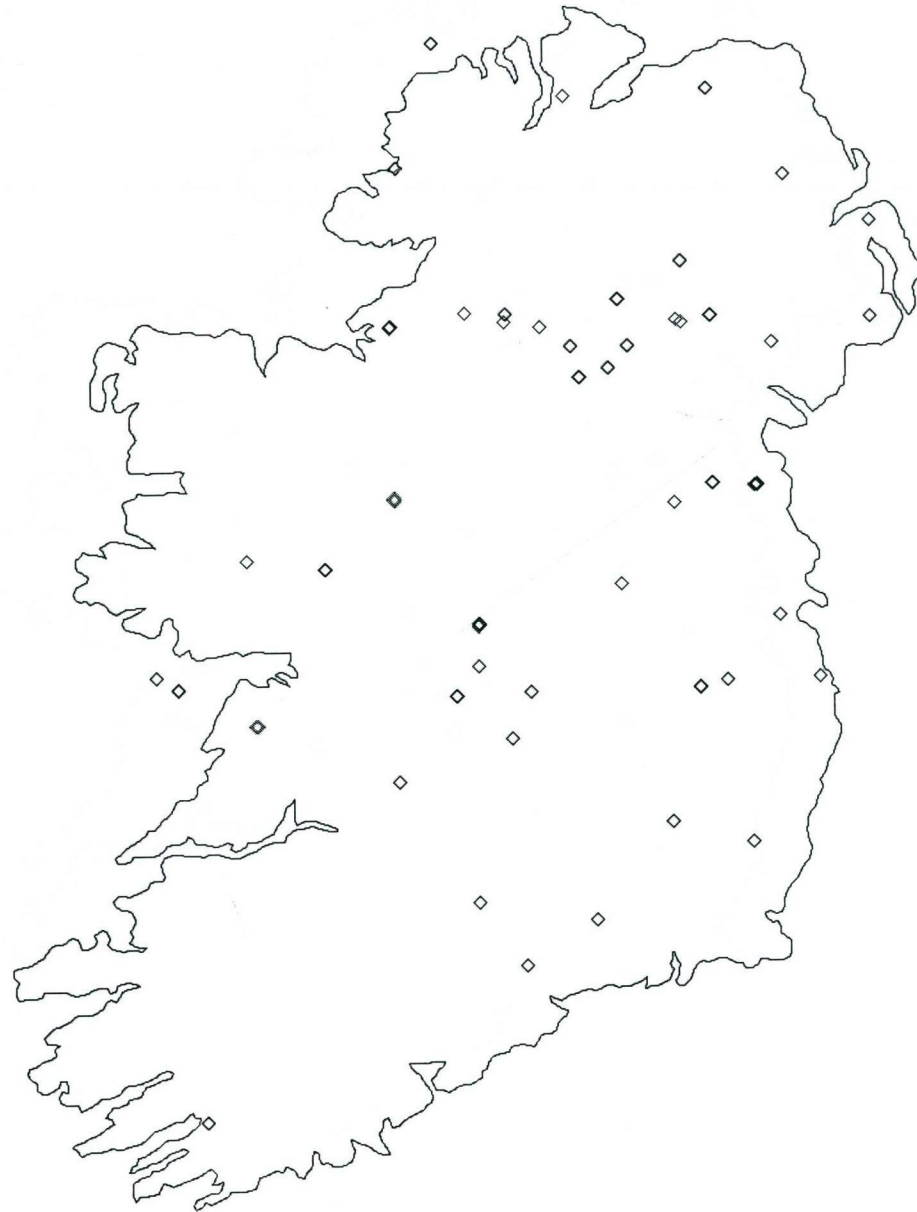
Cross Code	Count	%
Pillar	66	28%
Solid Ringed	58	24%
Perforated Ringed	54	23%
Other	32	14%
Non-Ringed	27	11%
Grand Total	237	100%

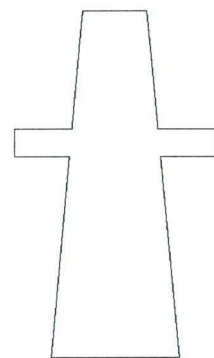
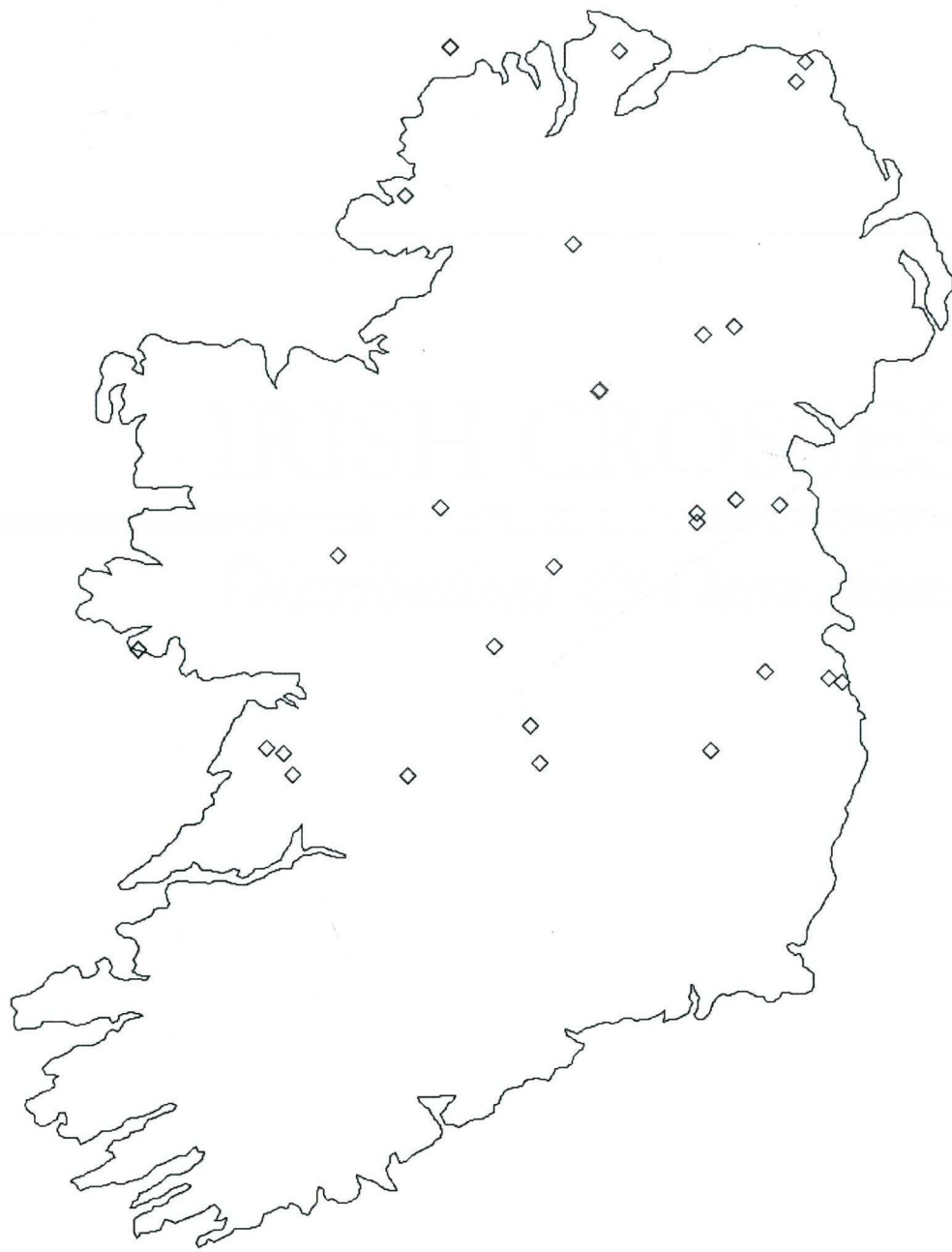




Solid, Carved Out

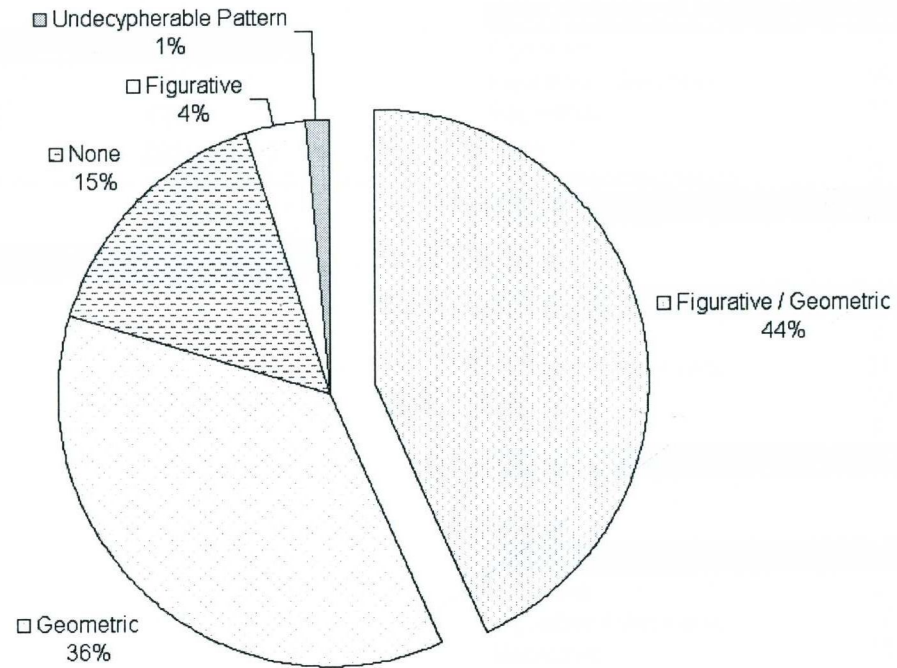






IRISH CROSSES

Distributions & Decorations



Cross Decoration Code	Count	%
Figurative / Geometric	103	43%
Geometric	86	36%
None	36	15%
Figurative	9	4%
Undecypherable Pattern	3	1%
Grand Total	237	100%

All Crosses

Cross Decoration Code	Count	%
Figurative	9	4%
Figurative / Geometric	103	43%
Geometric	86	36%
None	36	15%
Undecipherable Pattern	3	1%
Grand Total	237	100%

Leinster

Cross Decoration Code	Count	%
Figurative	2	2%
Figurative / Geometric	35	43%
Geometric	27	33%
None	14	17%
Undecipherable Pattern	3	4%
Grand Total	81	100%

Ulster

Cross Decoration Code	Count	%
Figurative	4	6%
Figurative / Geometric	27	39%
Geometric	30	43%
None	8	12%
Grand Total	69	100%

Munster

Cross Decoration Code	Count	%
Figurative	2	5%
Figurative / Geometric	17	46%
Geometric	13	35%
None	5	14%
Grand Total	37	100%

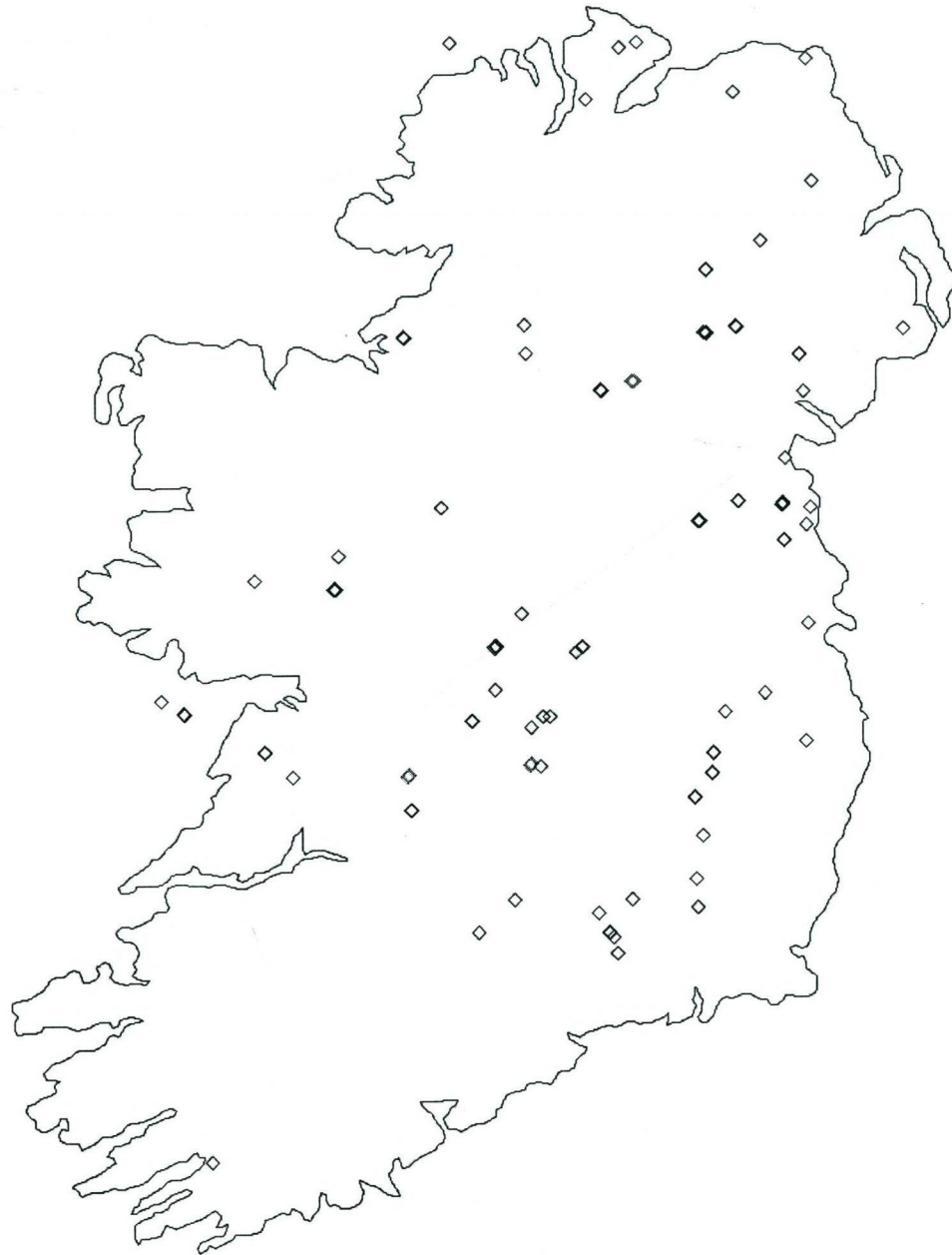
Connachta

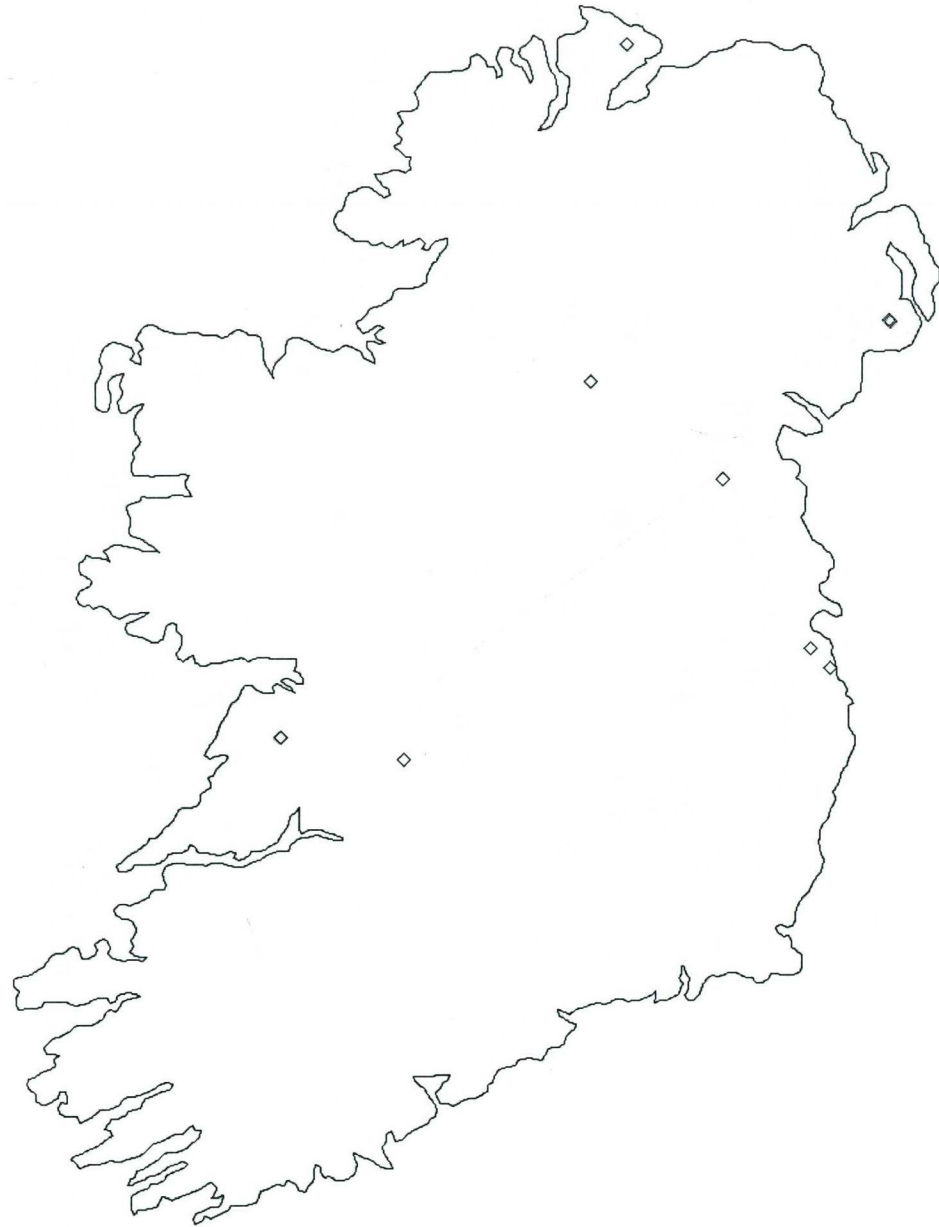
Cross Decoration Code	Count	%
Figurative / Geometric	14	54%
Geometric	6	23%
None	6	23%
Grand Total	26	100%

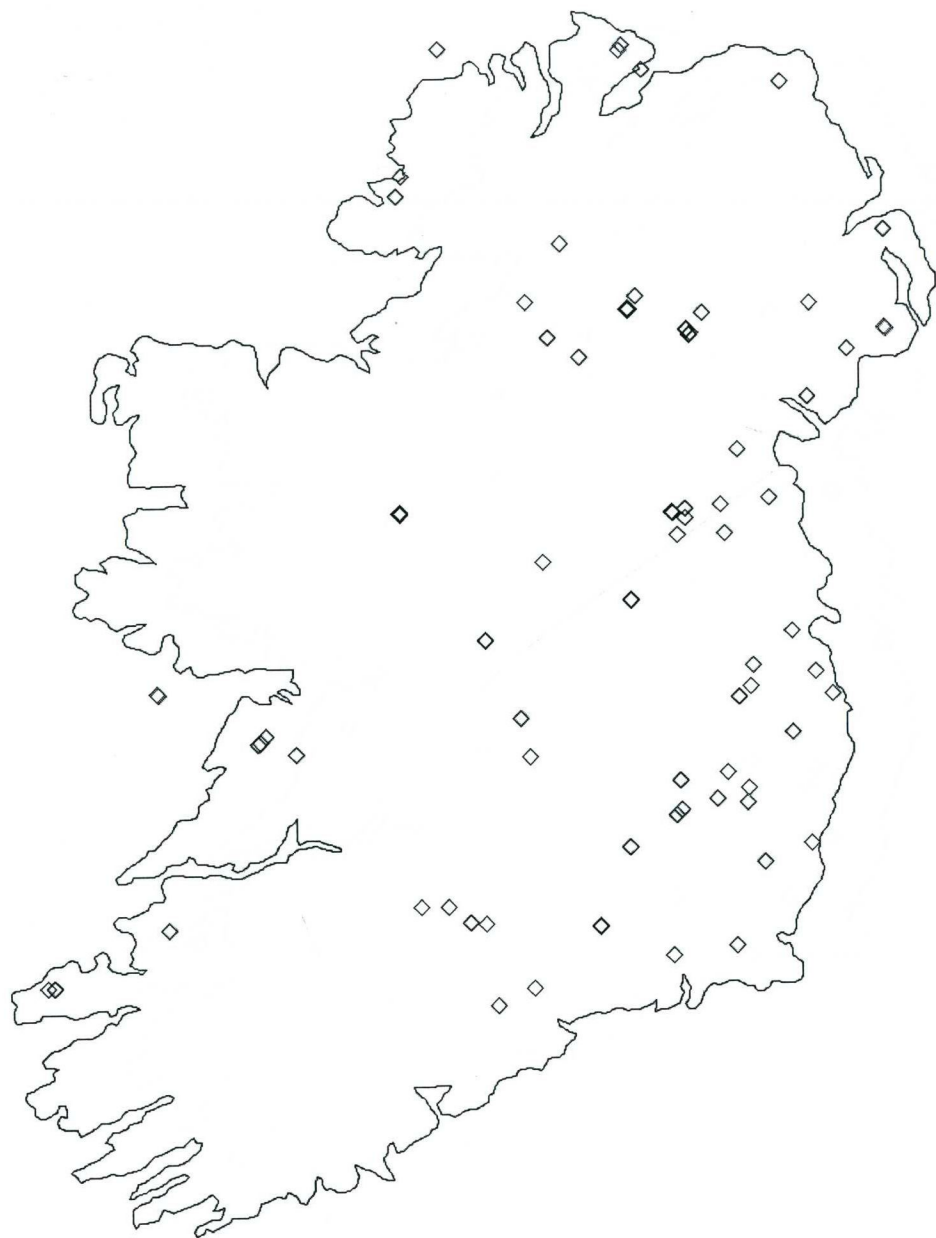
Meath

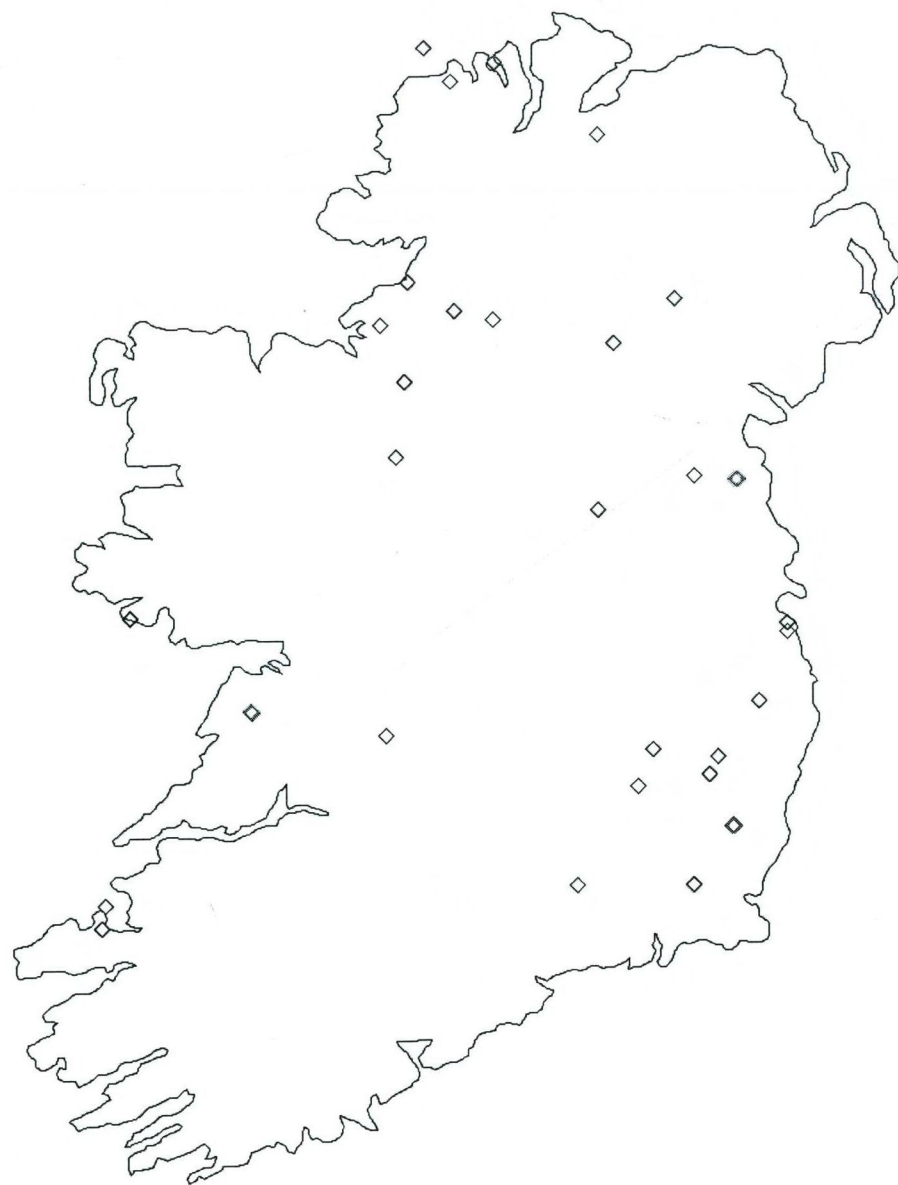
Cross Decoration Code	Count	%
Figurative	1	4%
Figurative / Geometric	10	43%
Geometric	10	43%
None	2	9%
Grand Total	23	100%

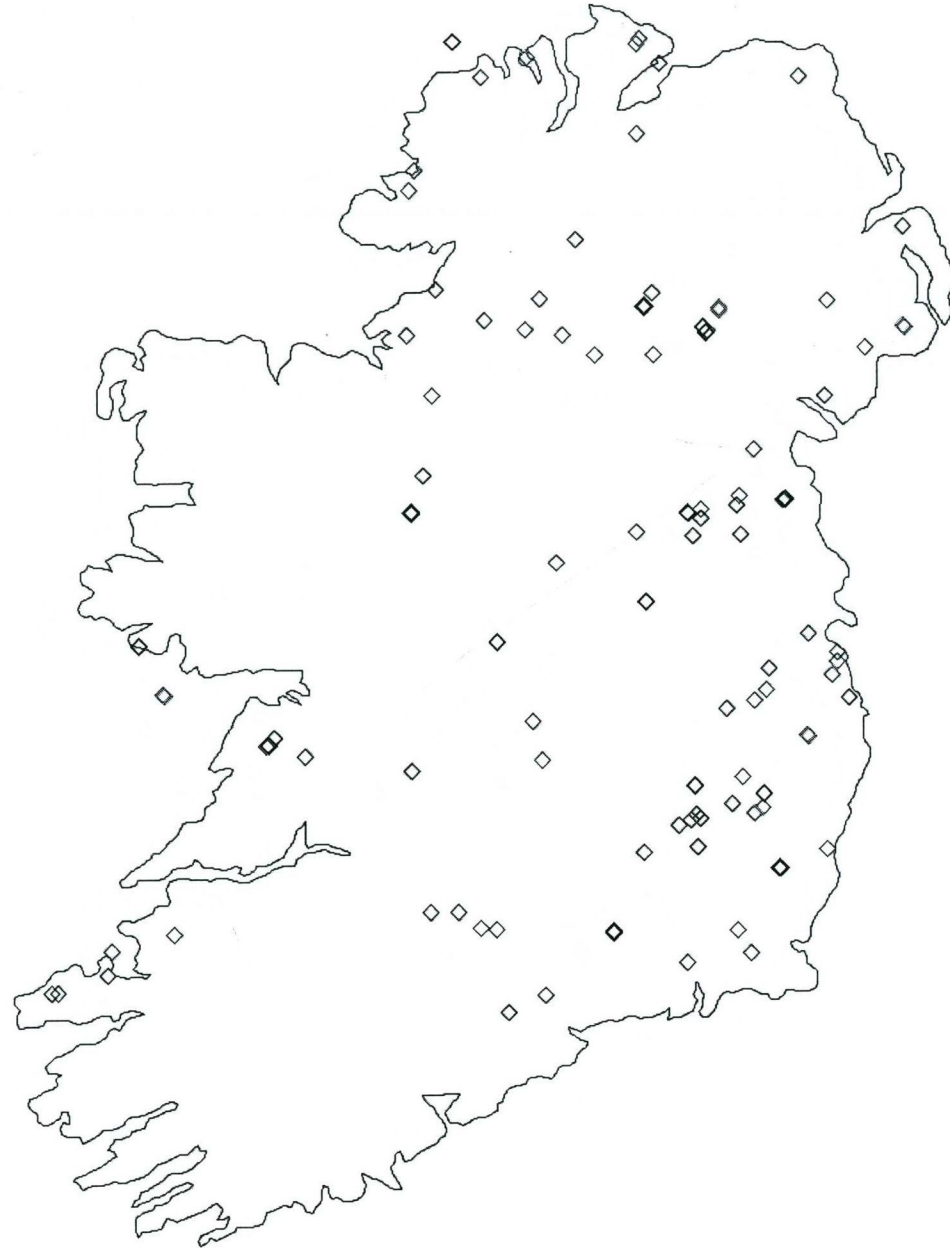
Cross Code	Cross Decoration Code	Count	%
Non-Ringed			
	Geometric	10	4%
	None	9	4%
	Figurative / Geometric	7	3%
	Figurative	1	0%
Non-Ringed Total		27	11%
Other			
	Geometric	12	5%
	None	5	2%
	Figurative / Geometric	11	5%
	Figurative	4	2%
Other Total		32	14%
Perforated Ringed			
	Geometric	11	5%
	None	6	3%
	Figurative / Geometric	36	15%
	Figurative	1	0%
Perforated Ringed Total		54	23%
Pillar			
	Geometric	22	9%
	None	7	3%
	Figurative / Geometric	35	15%
	Undecypherable Pattern	2	1%
Pillar Total		66	28%
Solid Ringed			
	Geometric	31	13%
	None	9	4%
	Figurative / Geometric	14	6%
	Figurative	3	1%
	Undecypherable Pattern	1	0%
Solid Ringed Total		58	24%
Grand Total		237	100%

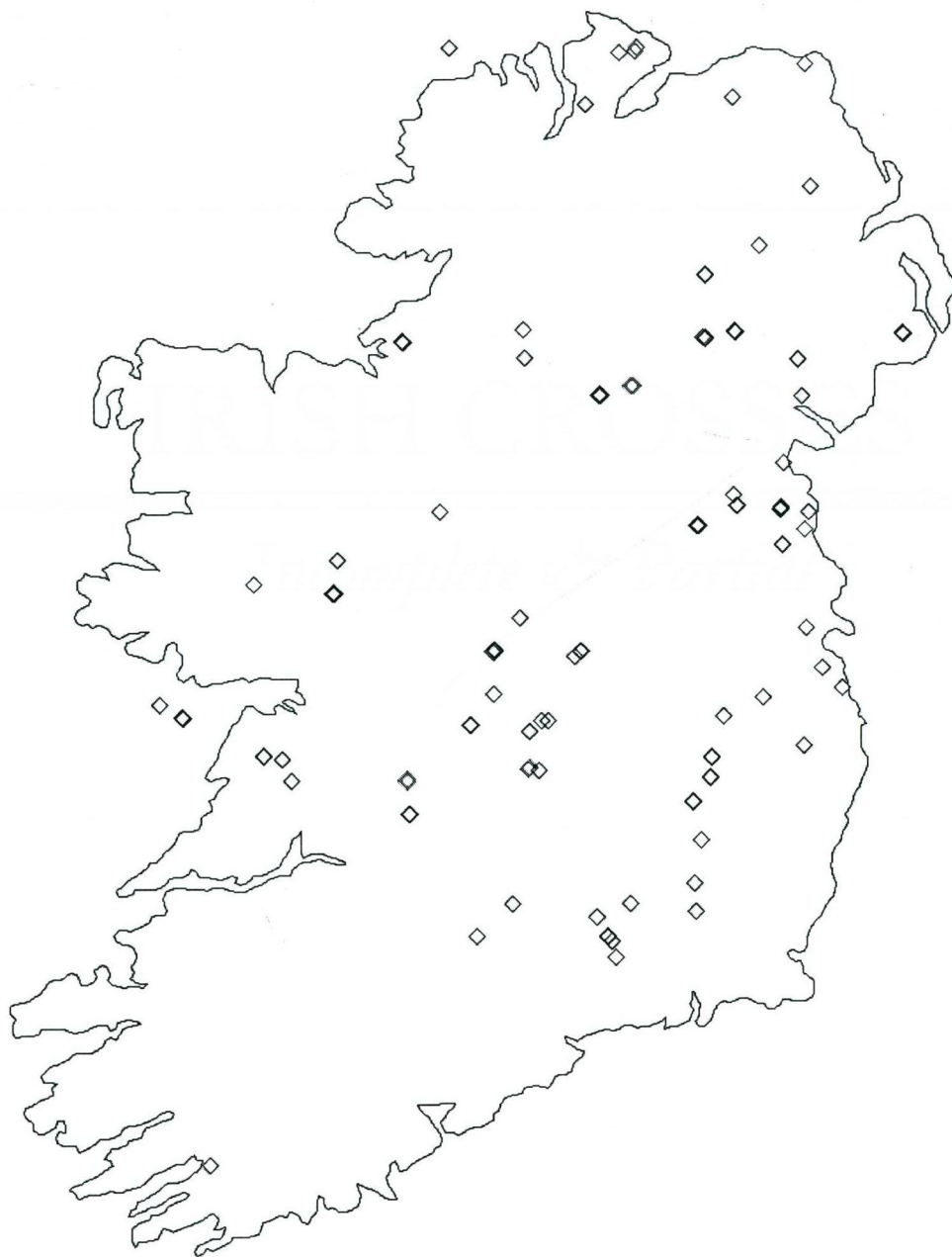












IRISH CROSSES

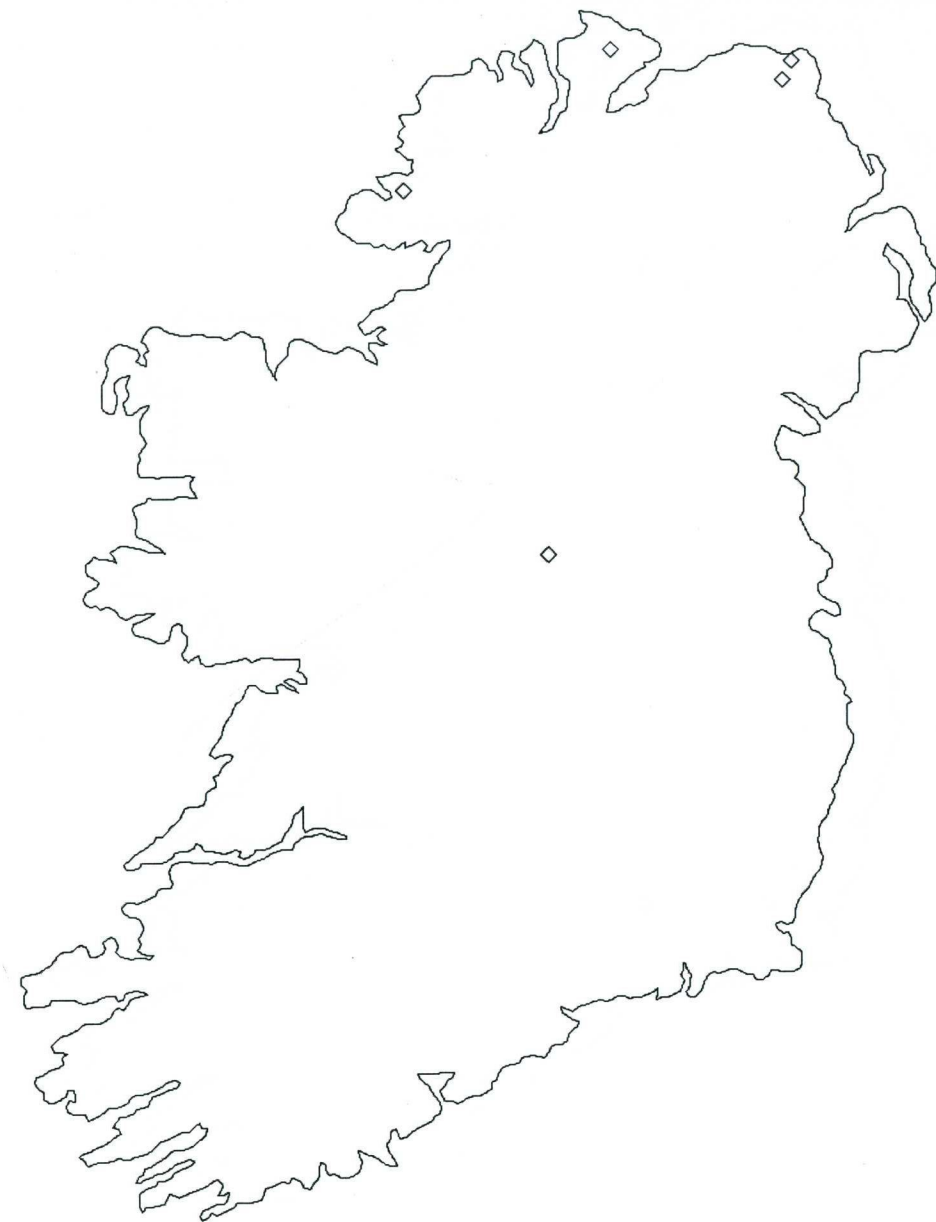
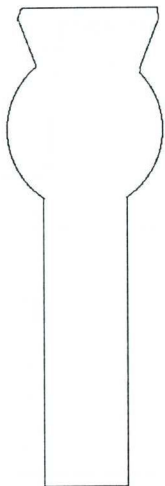
Incomplete & Partial

Count of Cross Code	PARTIAL ▼				
Cross Code ▼	Composite	Fragment	Head	Appears Complete	Grand Total
Pillar	4	26	1	35	66
Solid Ringed		6	16	36	58
Perforated Ringed	3	7	3	41	54
Other	1	16	3	12	32
Non-Ringed		2	2	23	27
Grand Total	8	57	25	147	237

Count of Coiceda	PARTIAL ▼				
Coiceda ▼	Composite	Fragment	Head	Appears Complete	Grand Total
Connachta		12	3	11	26
Leinster		15	10	56	81
Meath		6	4	13	23
Munster		6	3	28	37
Provenance Unknown		1			1
Ulster	8	17	5	39	69
Grand Total	8	57	25	147	237

IRISH CROSSES

Types & Distributions



Figs. 1-2 Abbeyshrule, Co.
Longford. Cross Cat. 1 East Face





Fig 3. Adamstown, Co. Wexford
St Abba's Cross - South Face Cat 2

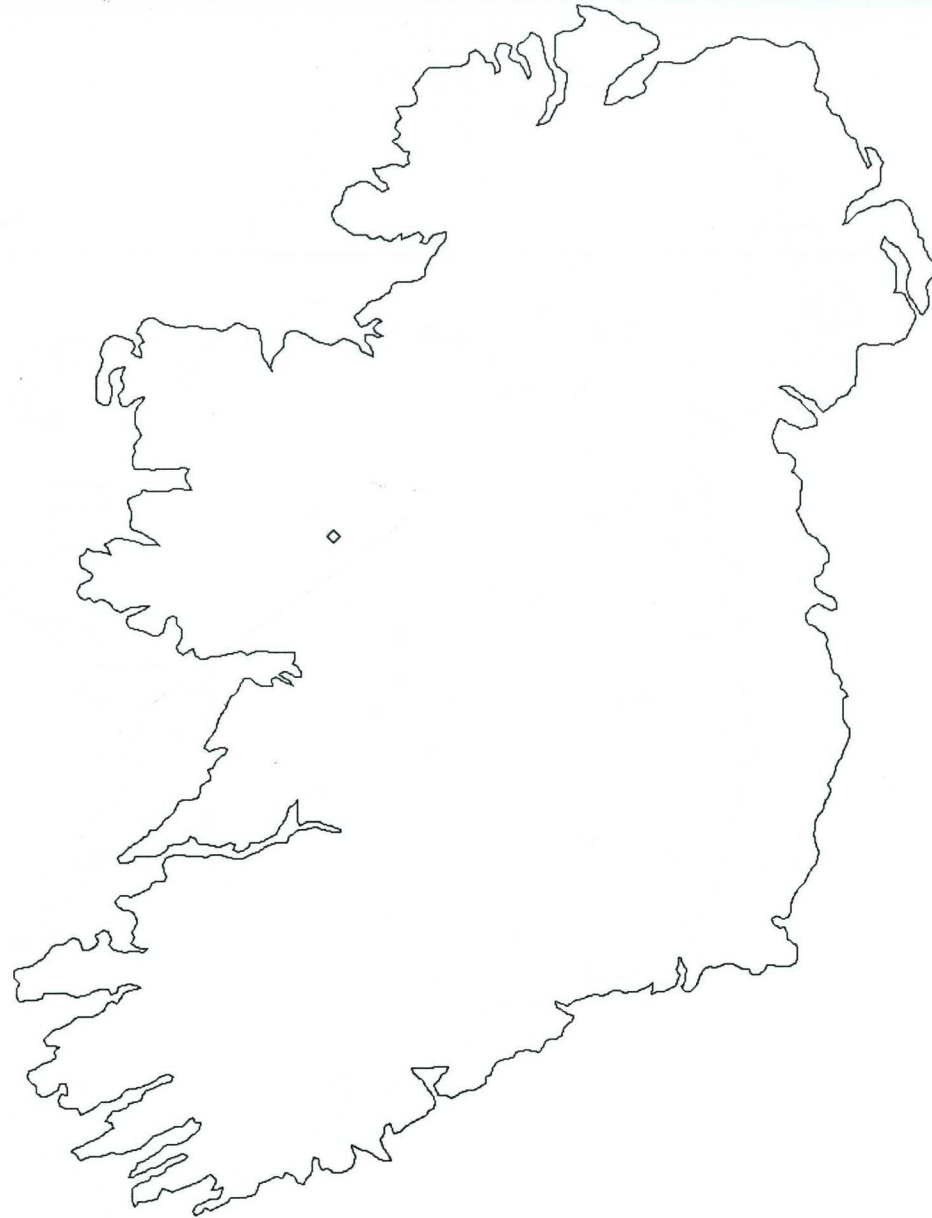



Fig. 4 Addergoole, Co. Galway.
Unfinished Cross-head West face Cat.3

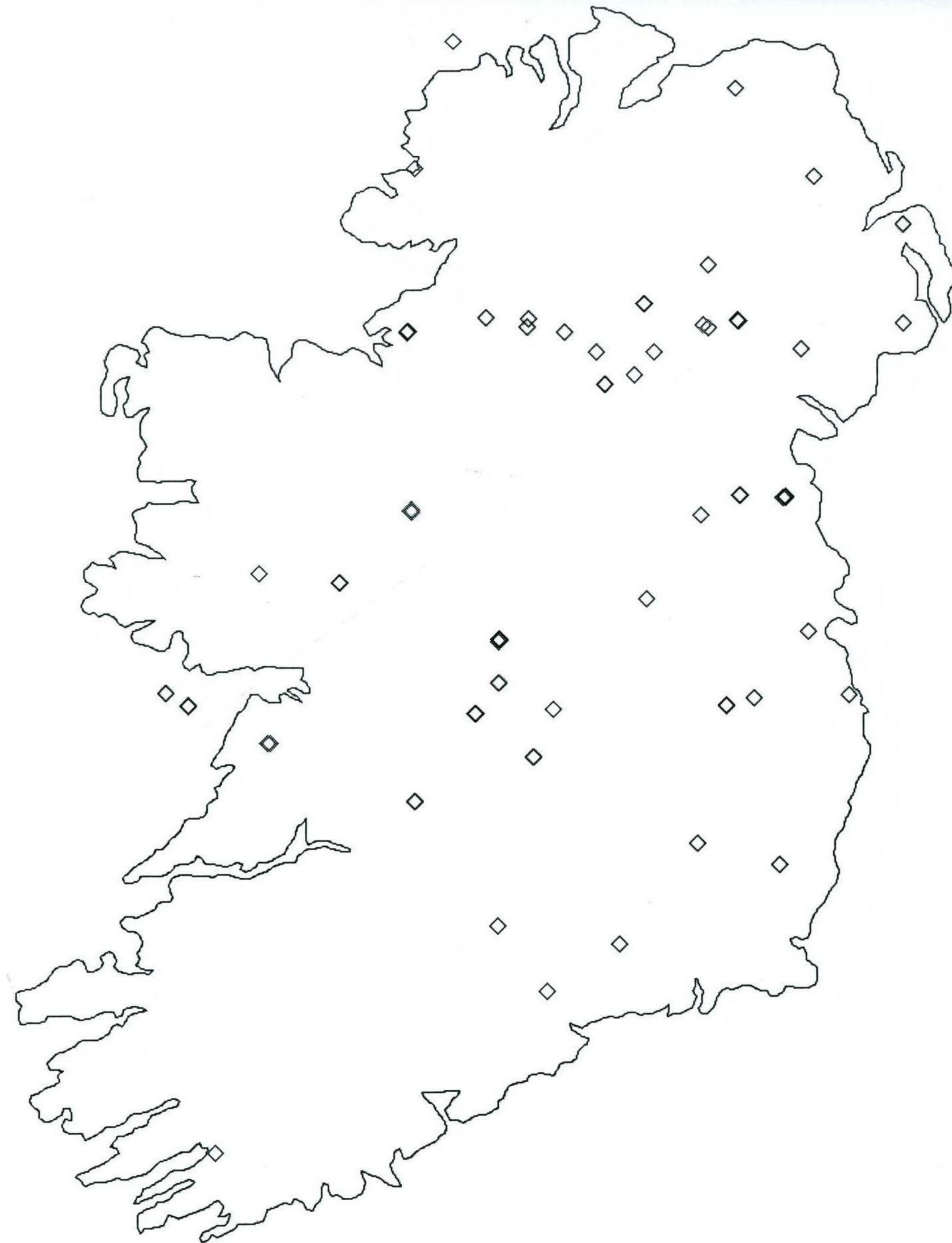
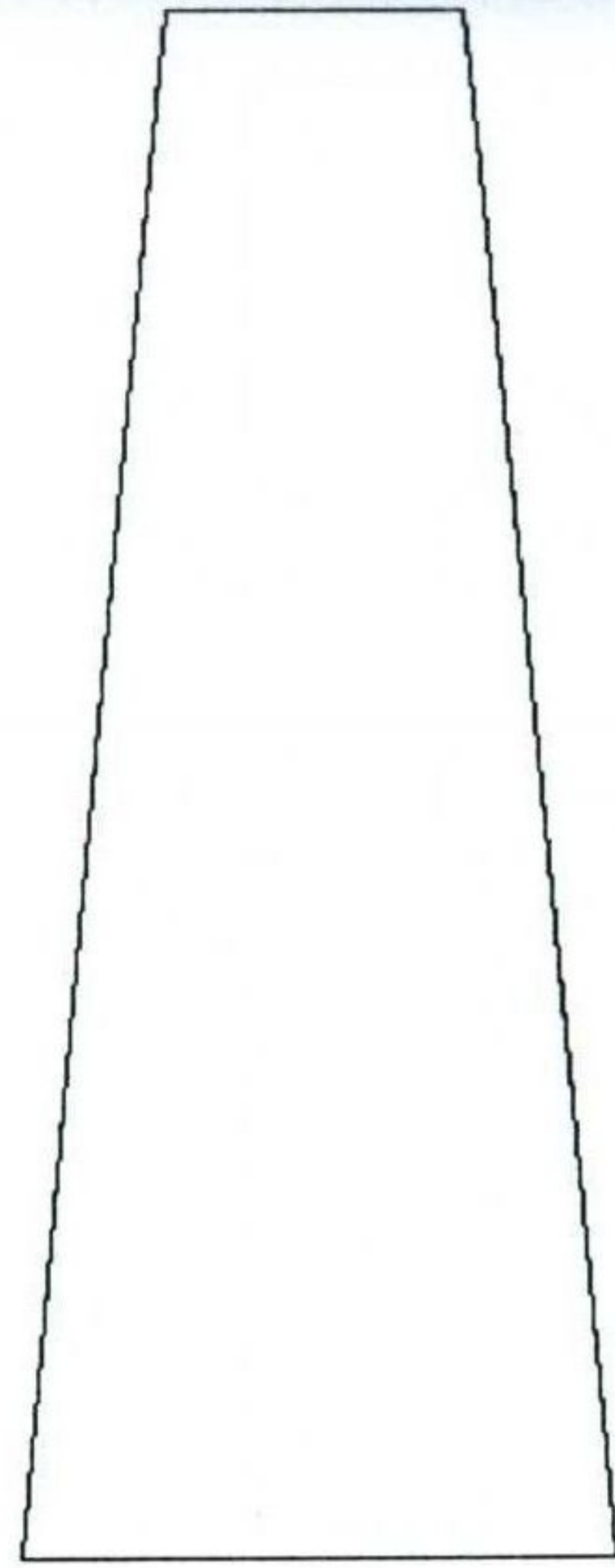


Fig. 5 Aghanaglack, Co. Fermanagh.
Cross Shaft - Cat. 4

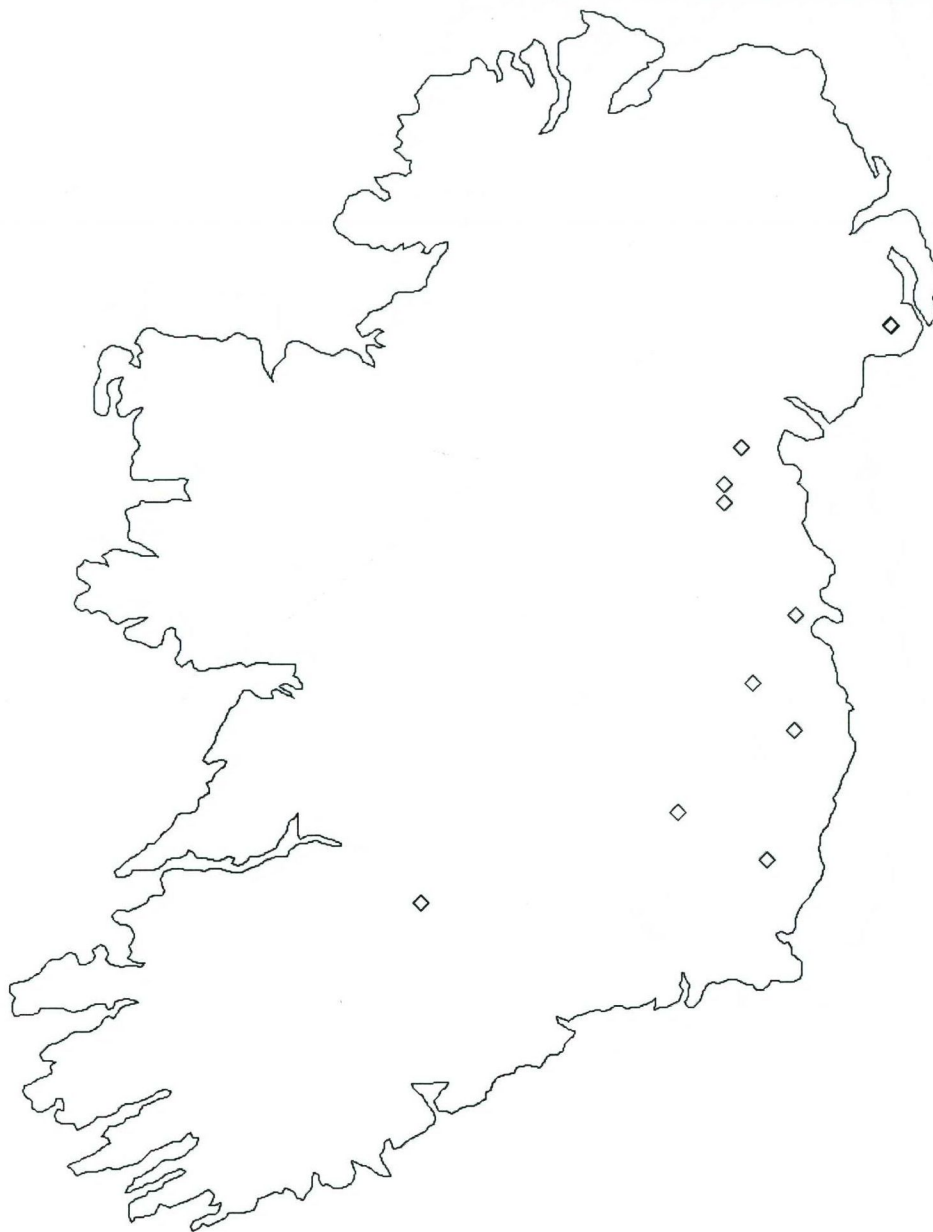
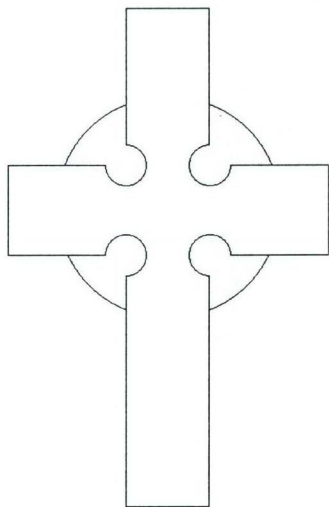

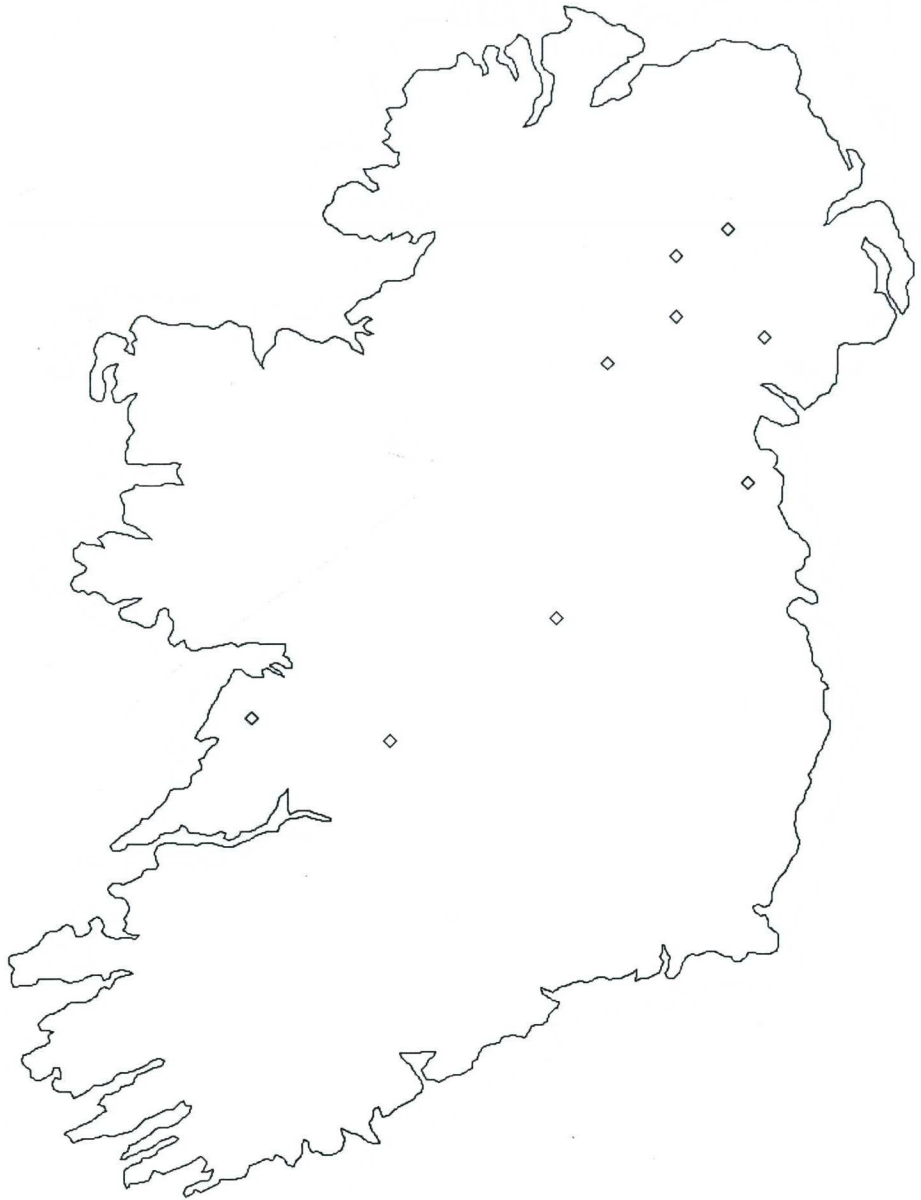

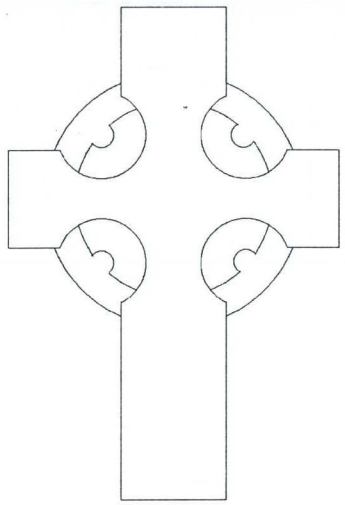


Fig. 75 Blessington, Co. Wicklow.
A cross-head formely at Burgage More
- Cat. 24



Figs. 7-8 Ahenny, Co. Tipperary
North Cross - Cat. 6



Figs. 126-127 Clones, Co. Monaghan
Composite Cross - Cat 48/49 SE Face

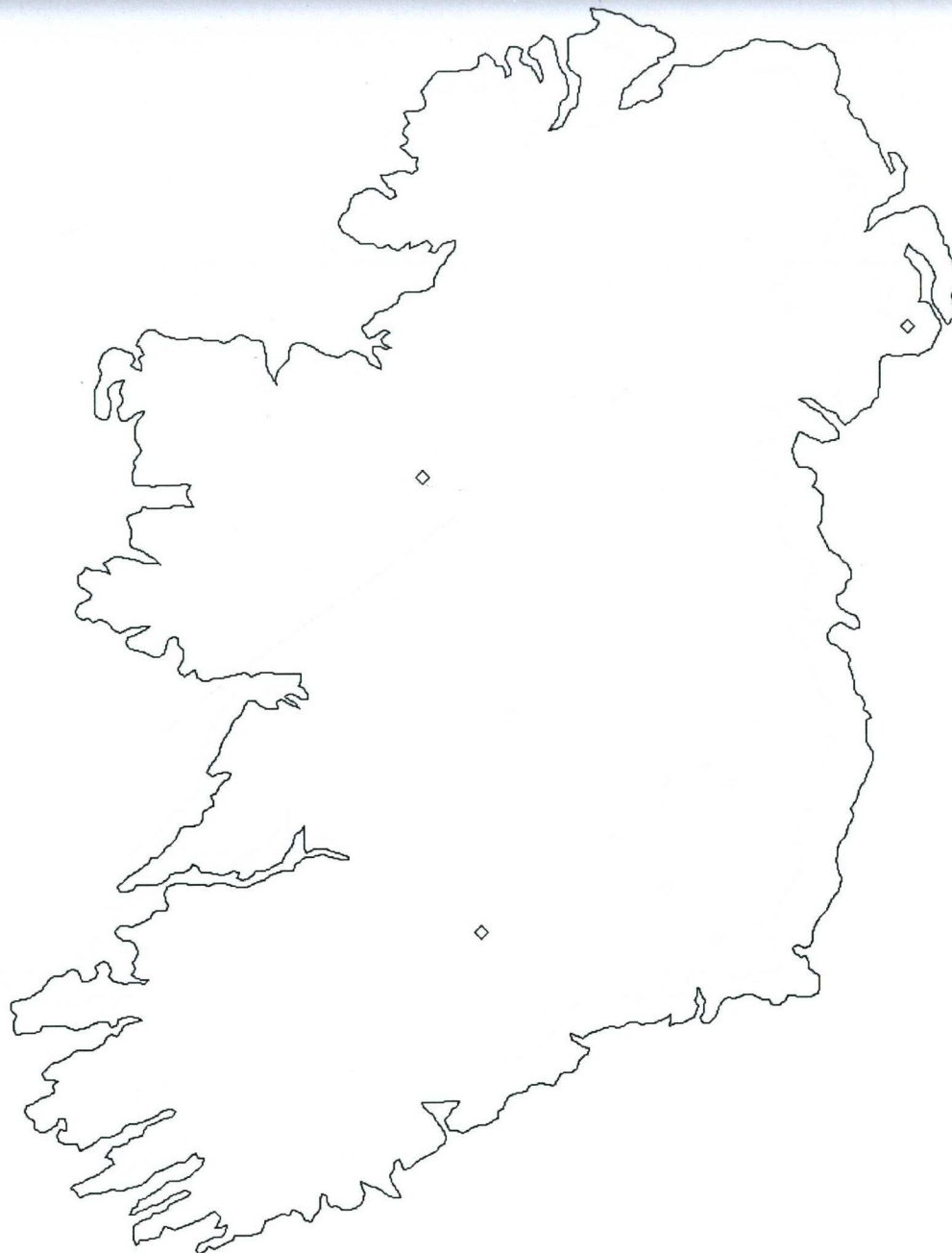

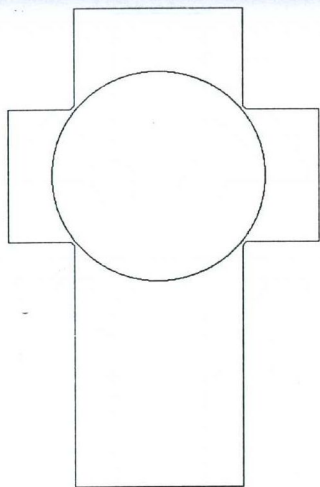
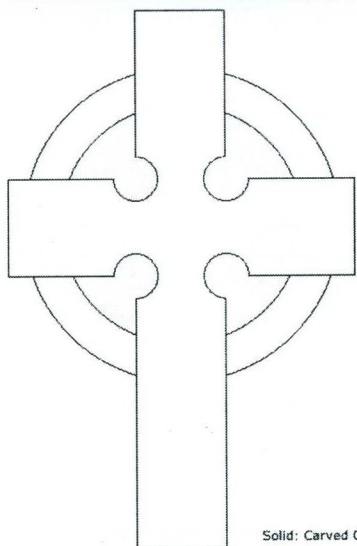


Fig. 175 Cloonshanville, Co. Roscommon
North Face of Cross - Cat - 63



Solid: Carved Out

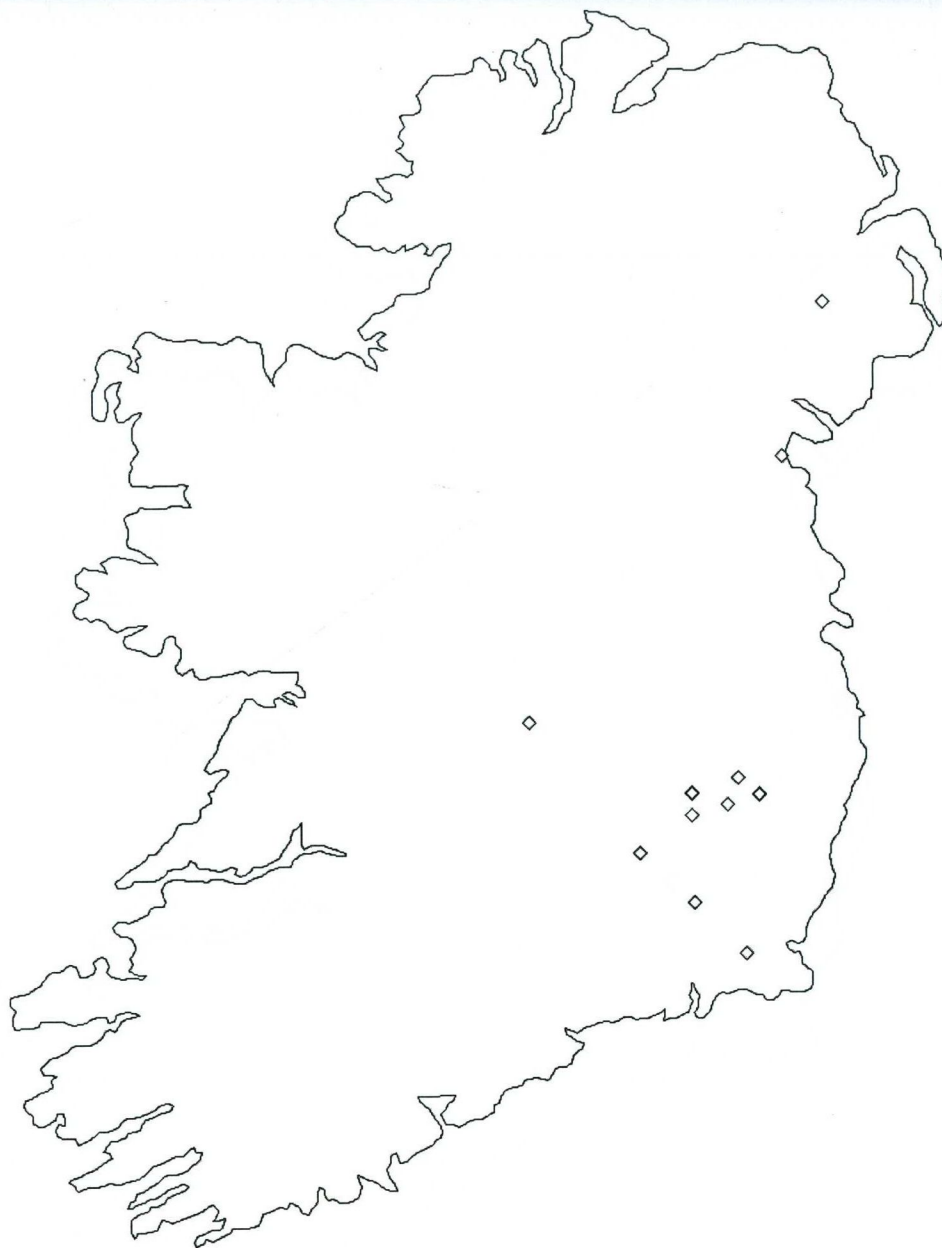



Fig. 171 Conmore, Co. Carlow
North Cross - Cat. 60

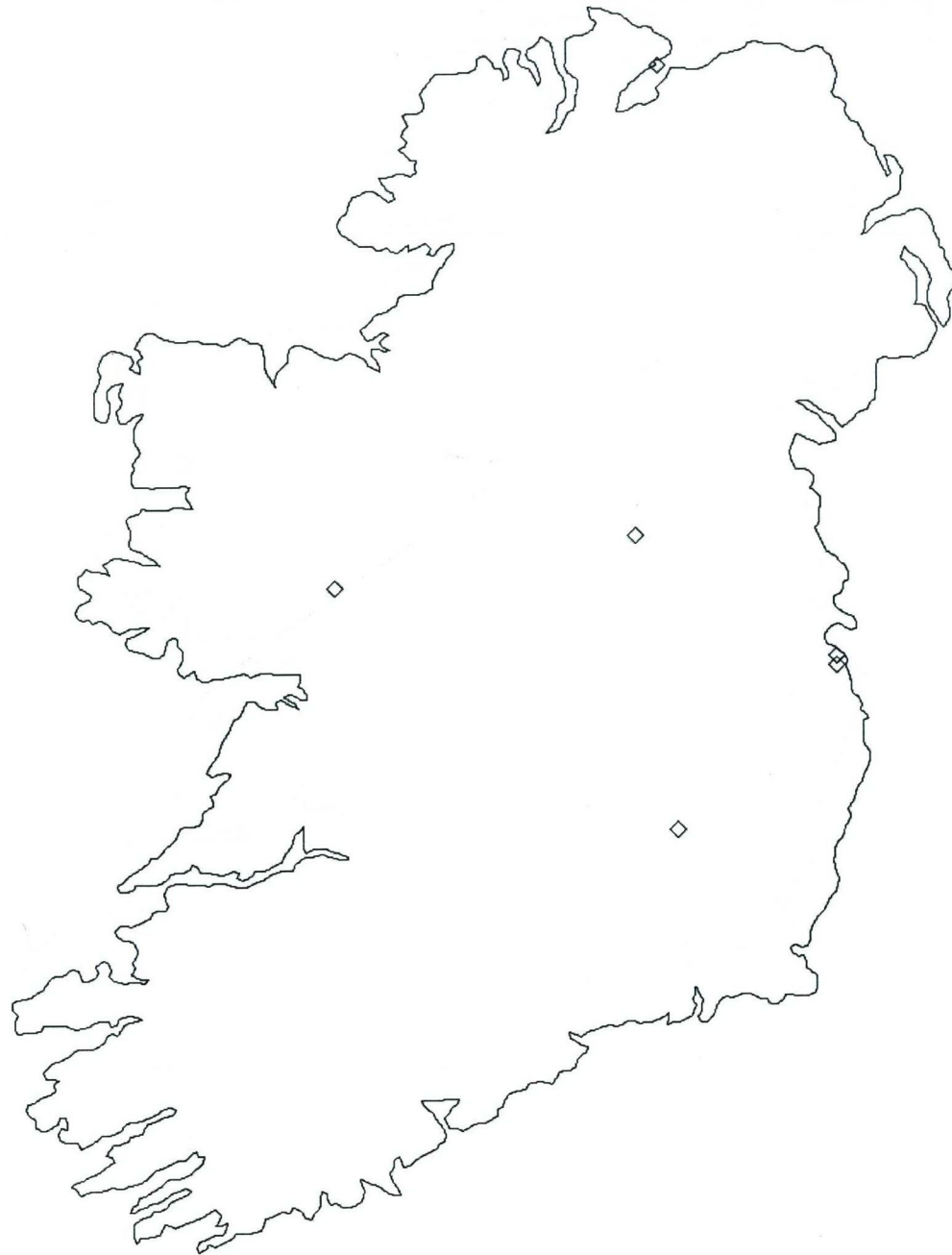
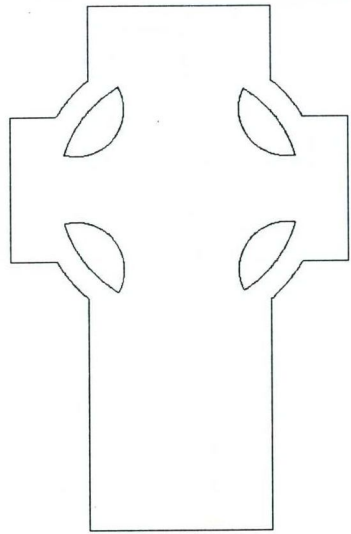

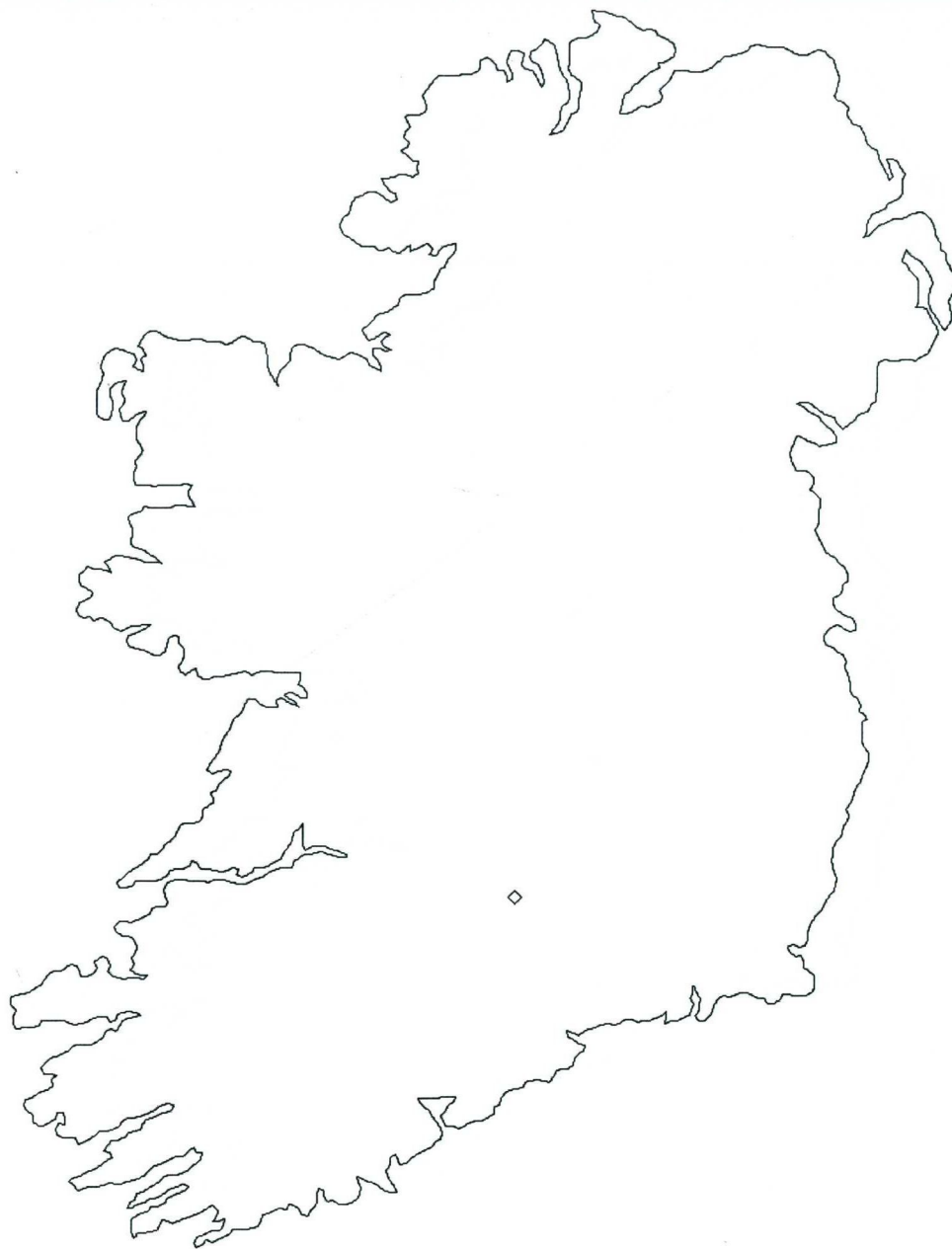
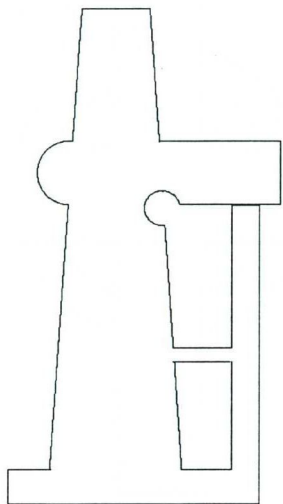


Fig. 92 Carrownaff, Co. Donegal
Cross - Cat. 33



Figs. 95-96 Cashel, Co. Tipperary
St Patrick's Cross - Cat. 34 West Face

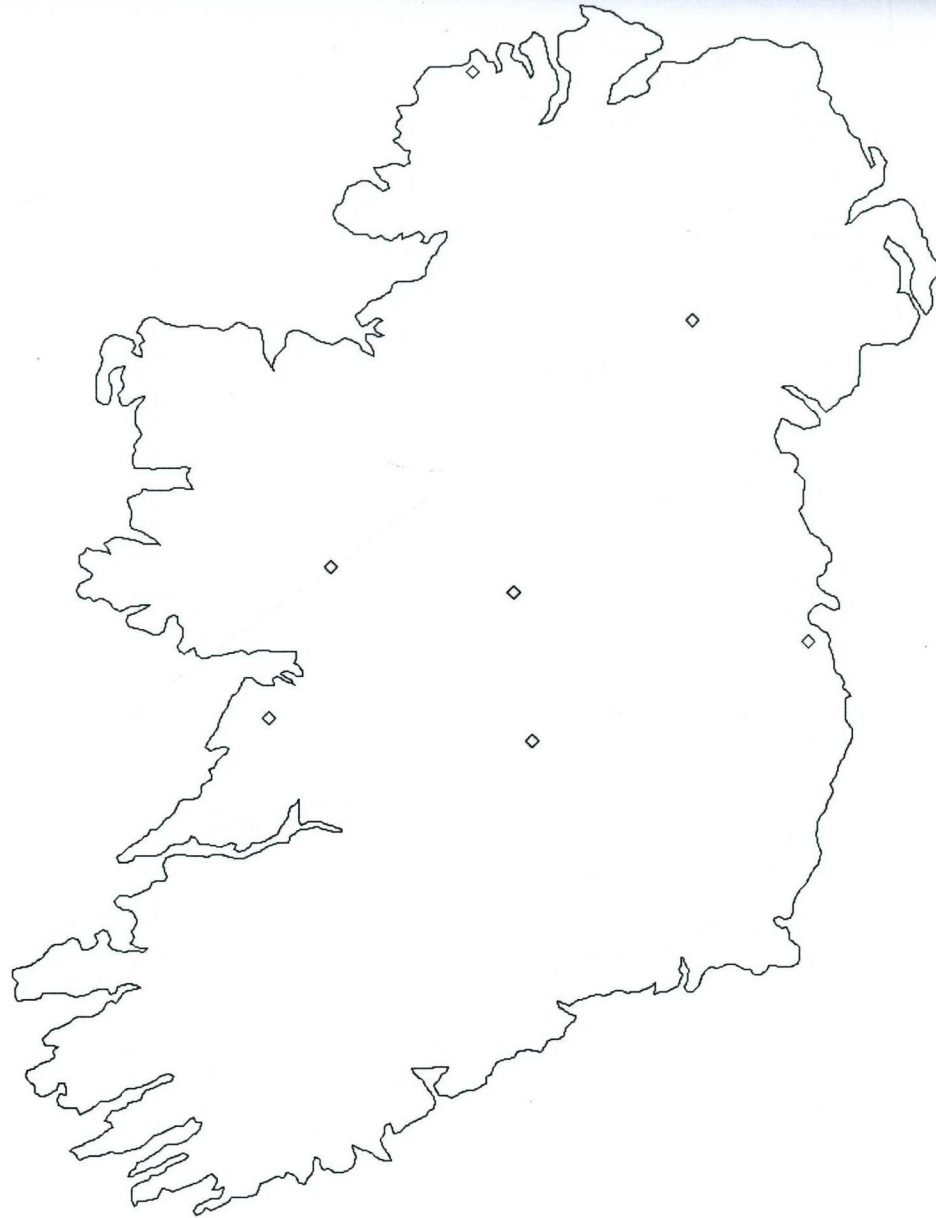
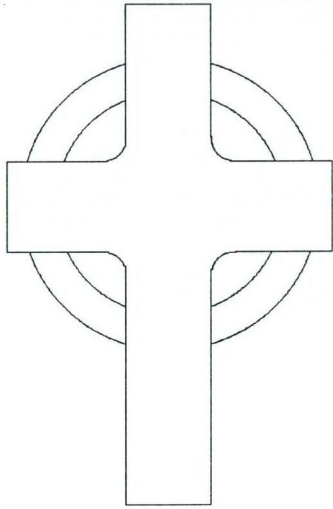
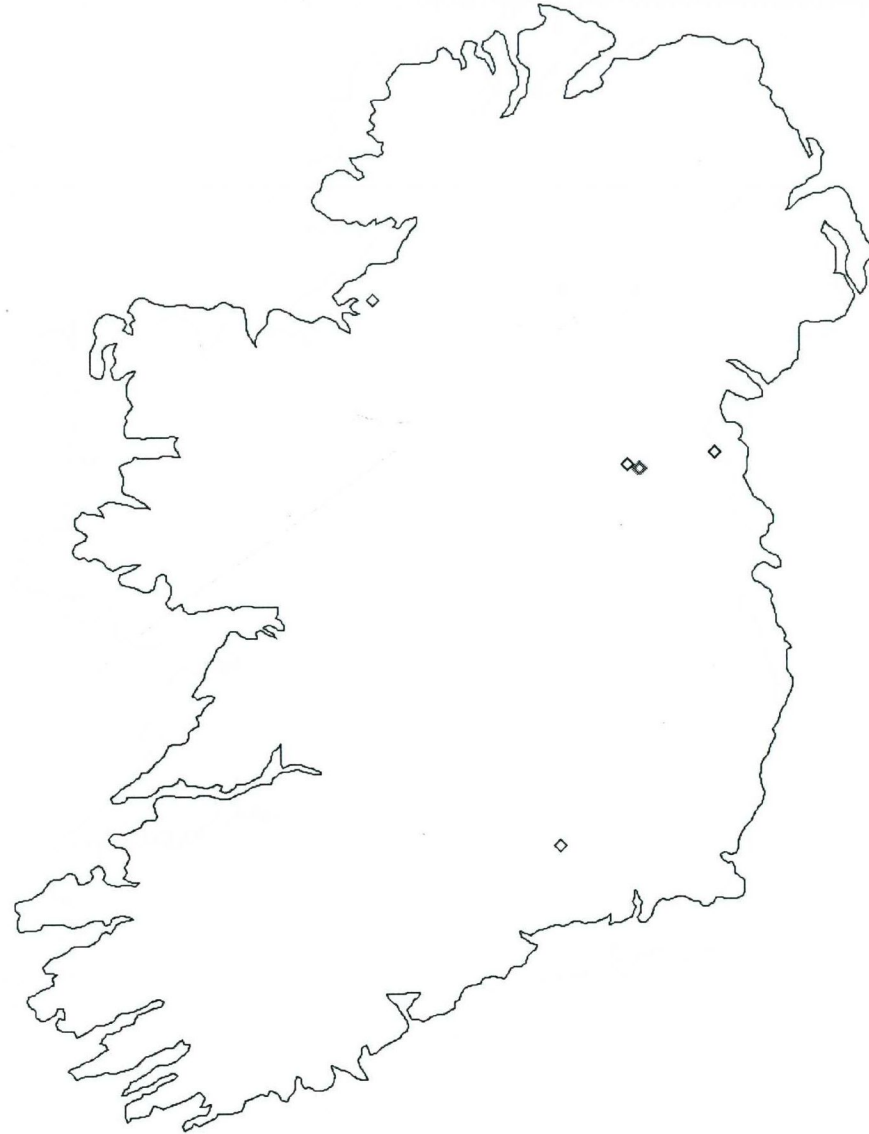
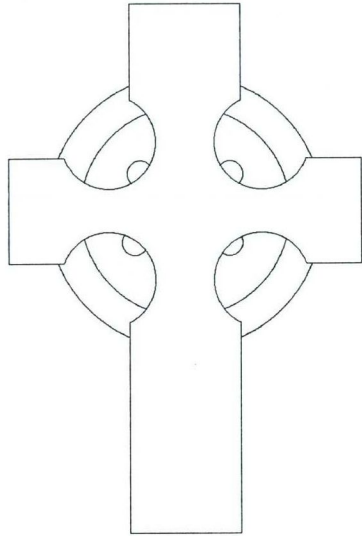


Fig. 101 Castledermot, Co. Kildare
North Cross, East Face



Figs. 213 Drumcliffe, Co. Sligo
Cat. 79-80 East Face

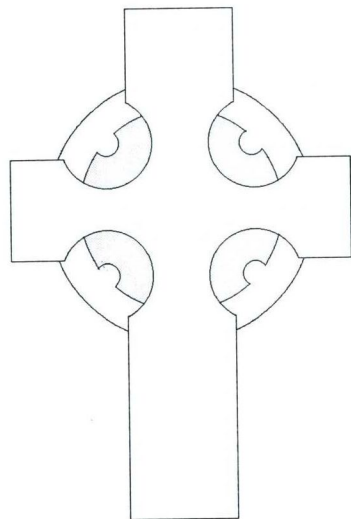
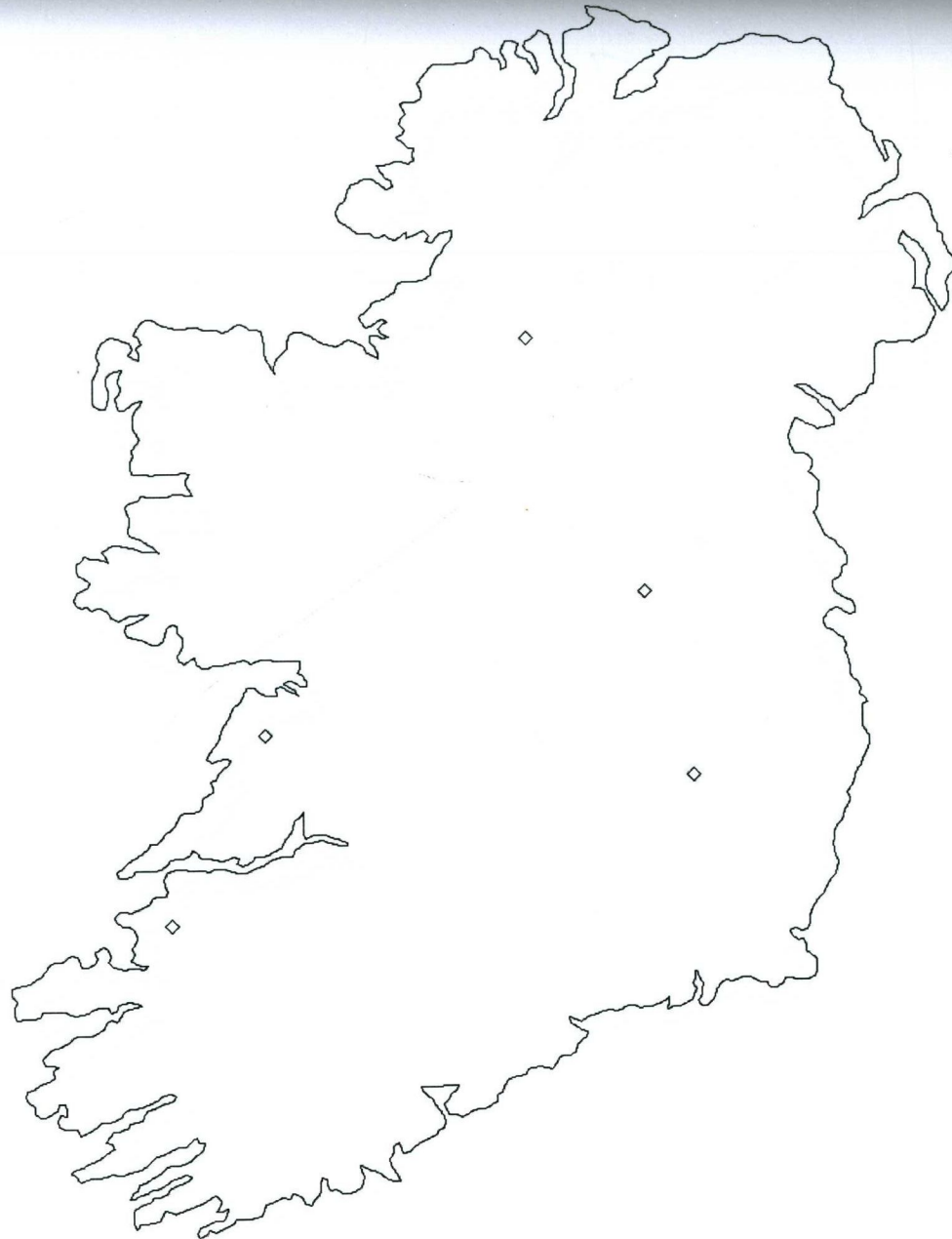
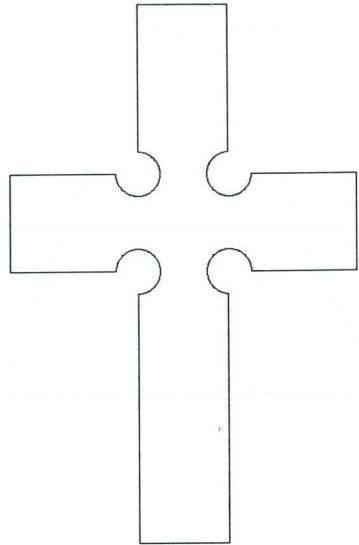


Fig. Clogher, Co. Tyrone
South Cross, West Faces



Figs. 371 Kilfenora, Co. Clare
North Cross - Cat. 134, East Face

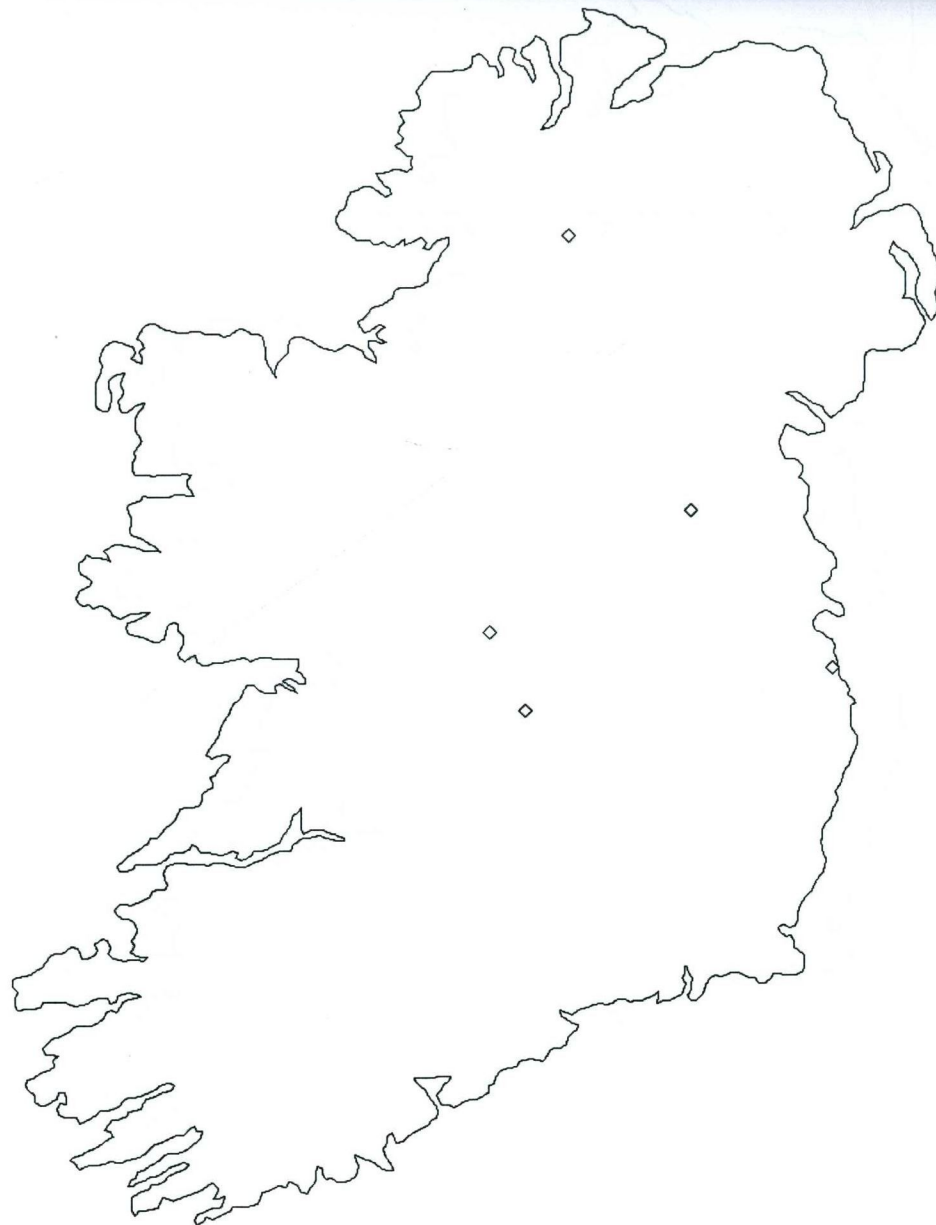
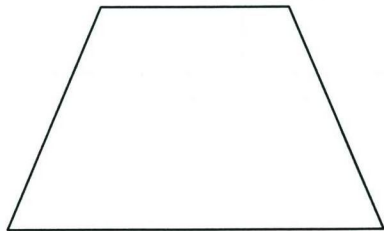


Fig. 237 Dulane, Co. Meath
Cat. 86

Ringed Perforated
No shaft

DATA 37

(n = 1)

0.4%

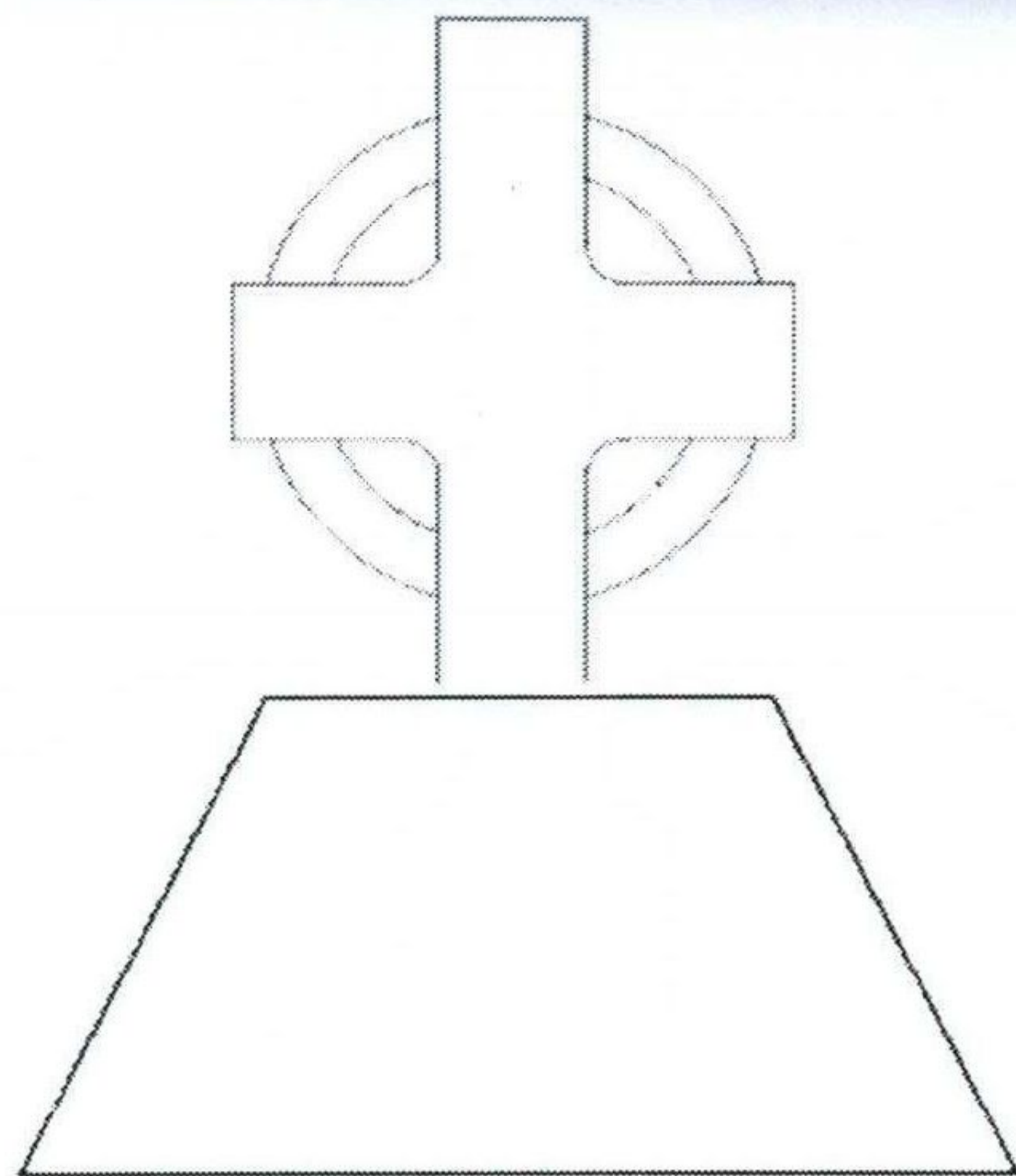
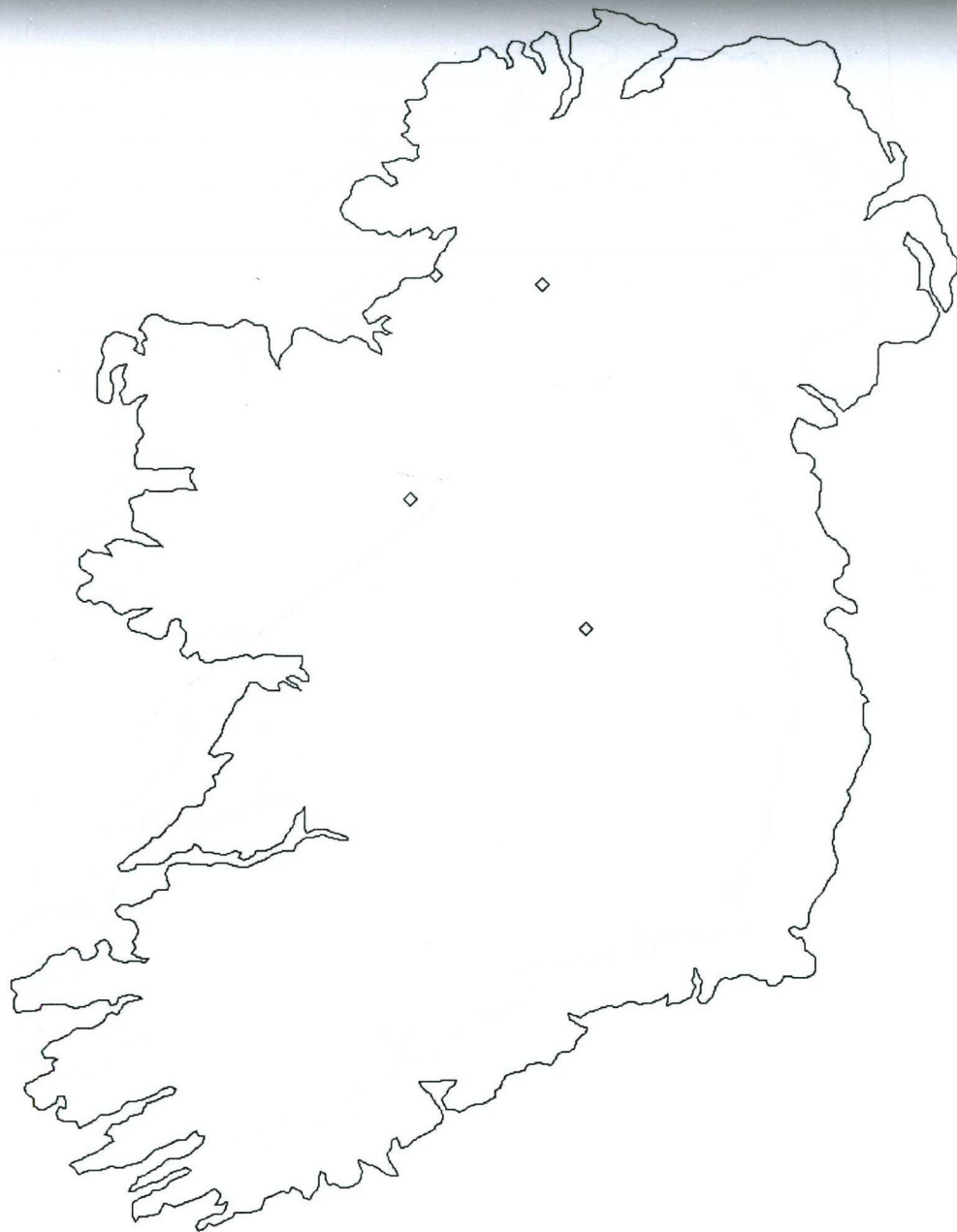
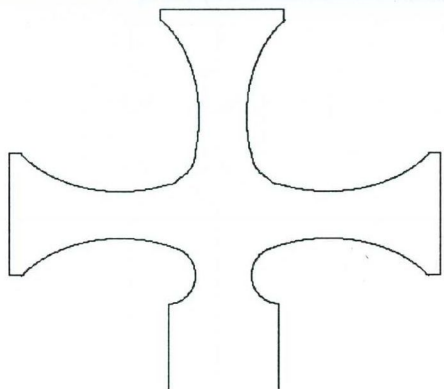
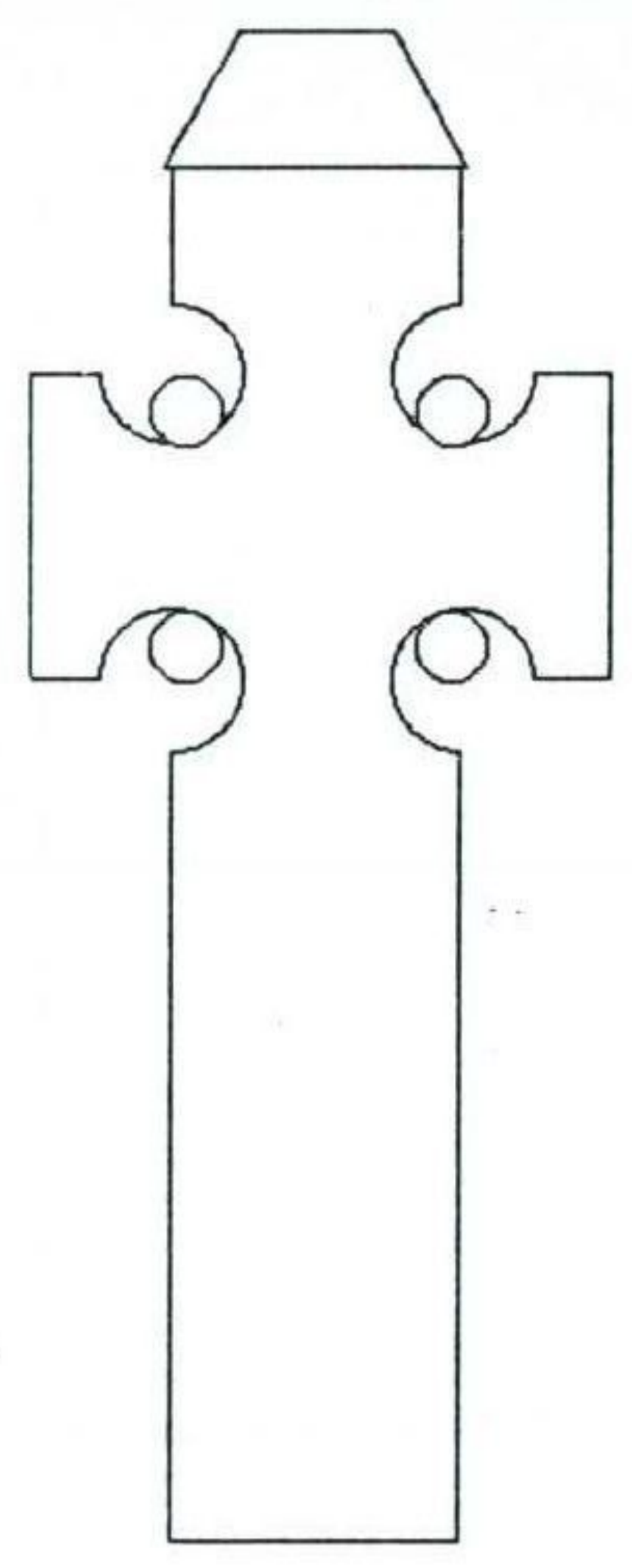


Fig. 245 Duleek, Co. Meath.
South Cross. East Face - Cat. 88



Figs. 259-260 Durrrow, Co. Offaly.
Cross-Head Cat. 90 - West Face



Figs. 261 Dysert O'Dea,
Co. Clare - Cat.91, East Face

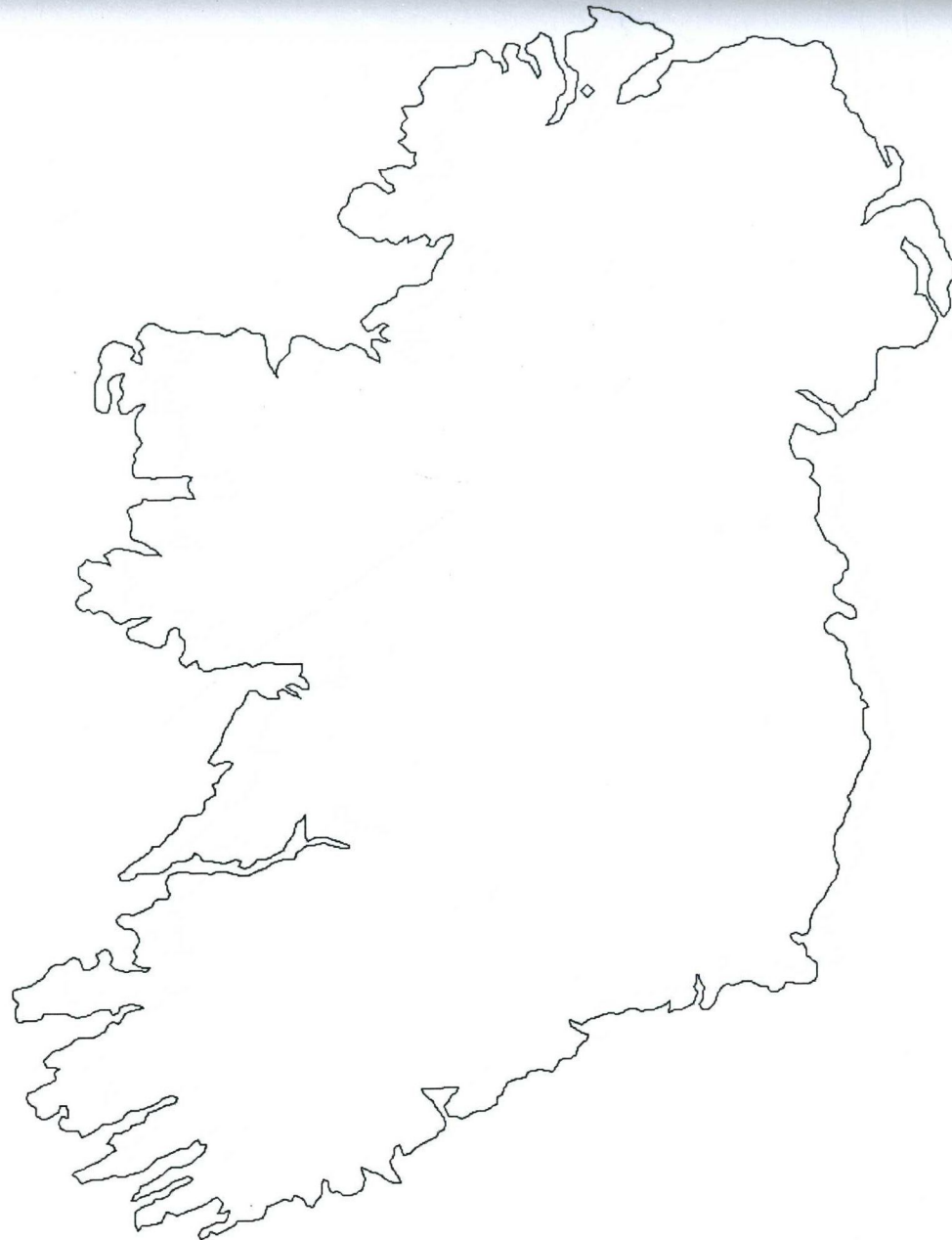
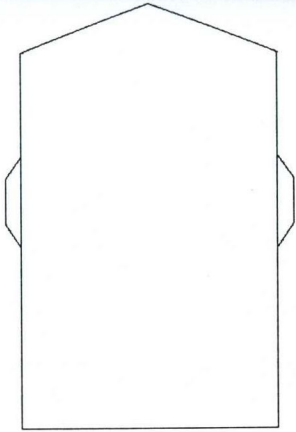


Fig. 277 Fahan Mura, Co. Dongeal.
Cross-Decorated slab. West Face - Cat.100


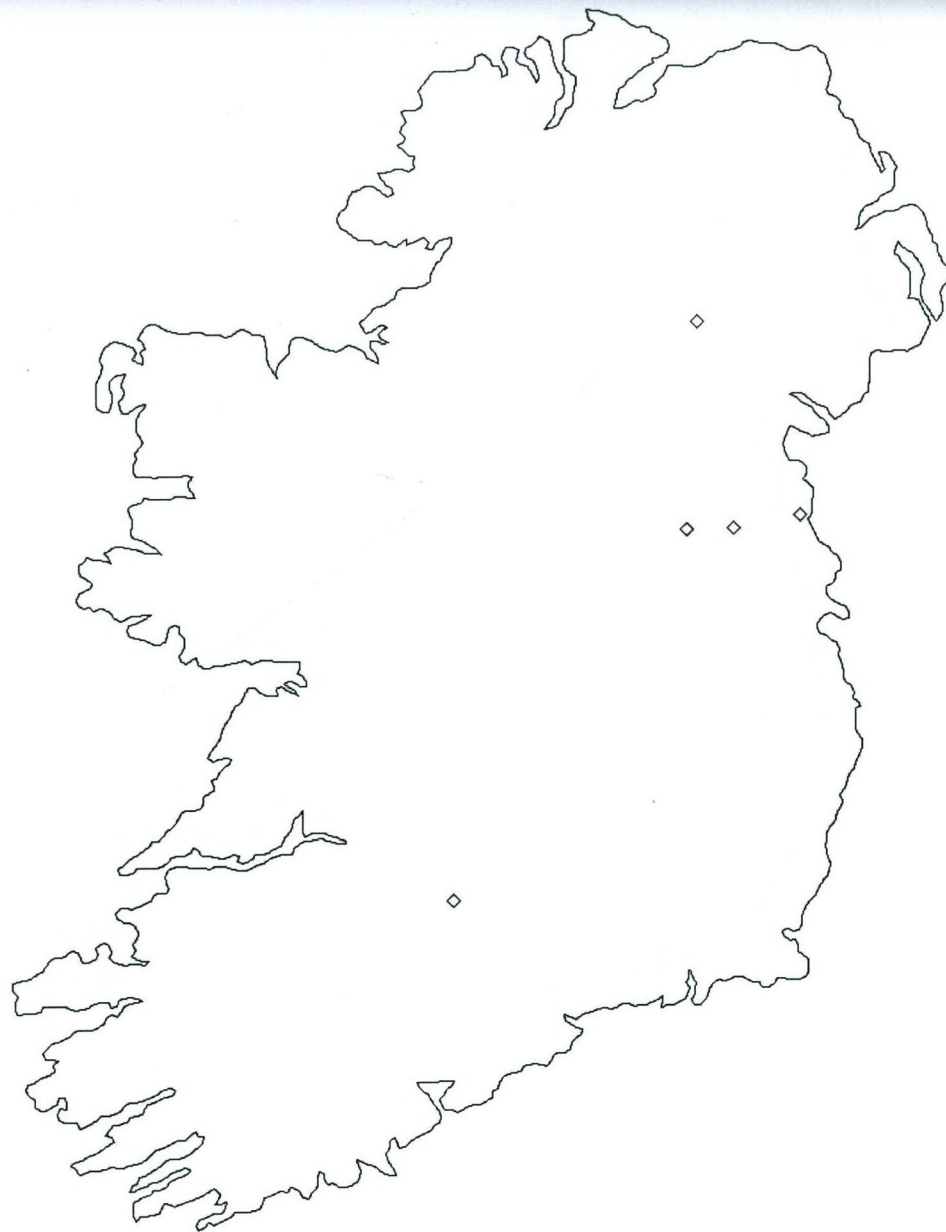
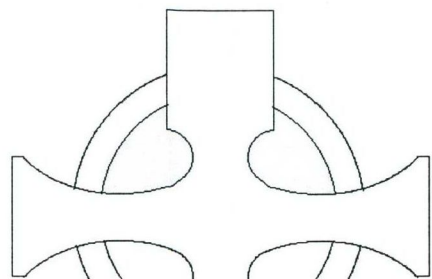


Fig. 303 Girley, Co. Meath
Lost Cross Head - Cat. 112

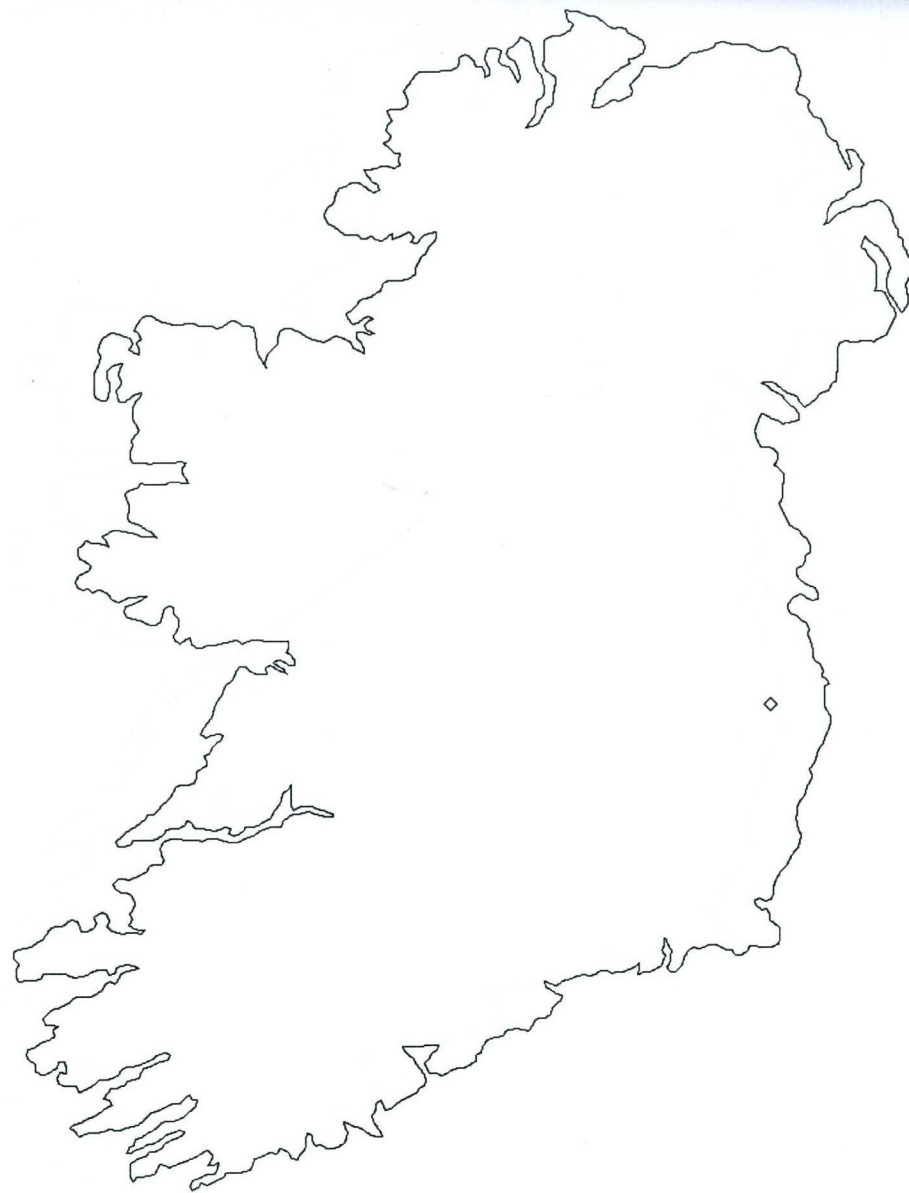
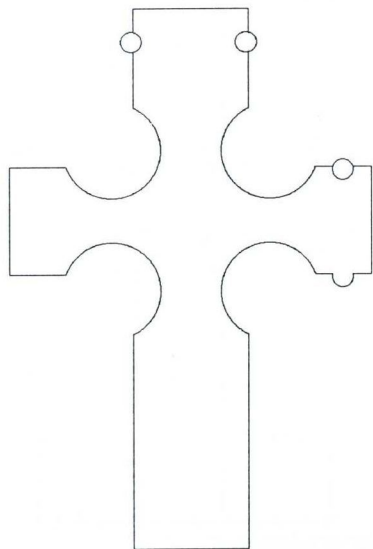
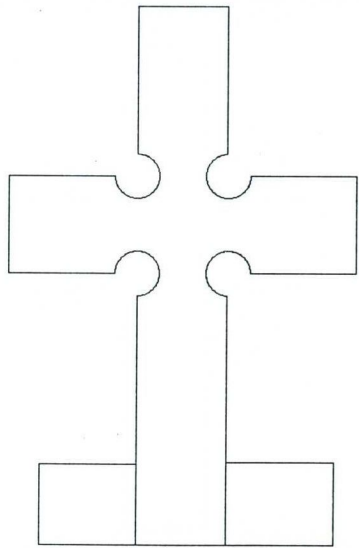


Fig 304 Glendalough, Co. Wicklow,
Market Cross - East Face Cat. 113



Two Dimensional: One Piece




Fig. 317 Inishcealtra, Co. Clare
West Cross - Cat 118


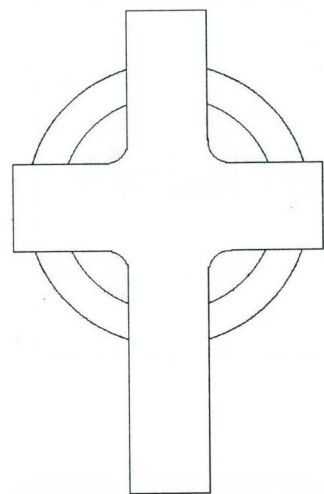
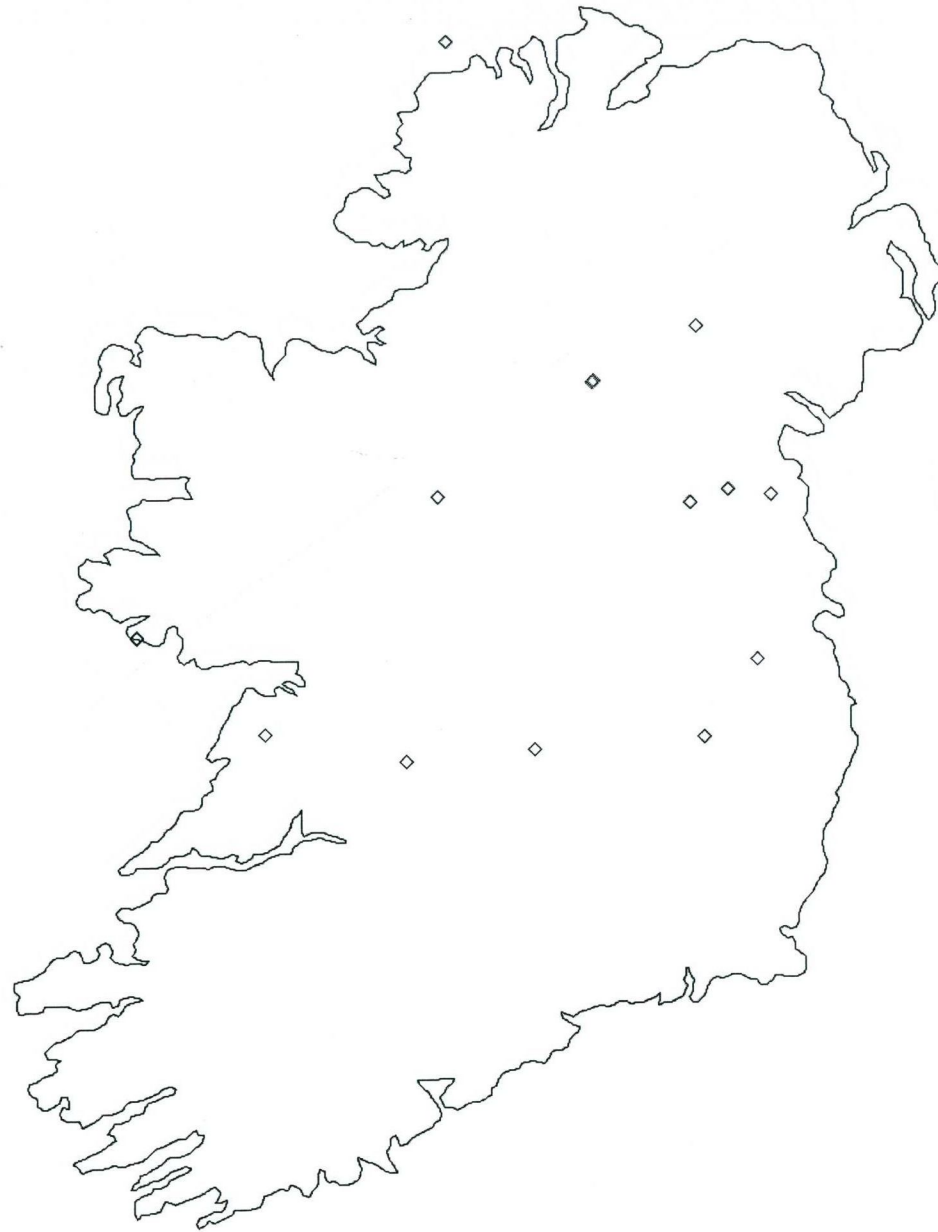


Fig. 527 Nurney, Co. Carlow
South Face of Cross - Cat. 186

Partial Head



Fig 520b. Moone, Co. Kildare
Fragmentary Cross -Cat. 182
East Face



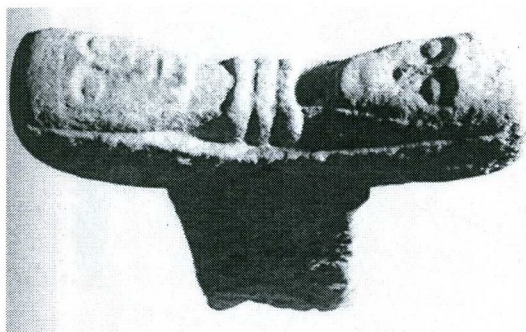



Fig. 429 Killinaboy, Co. Clare.
Tau Cross - Cat. 153


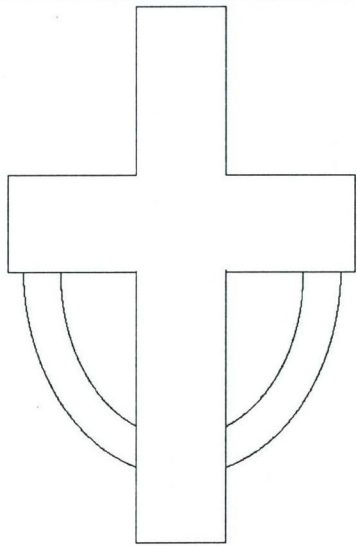


Fig. 576 Temple Breacan,
Inishmore, Co. Galway
Cat. 207 South Cross

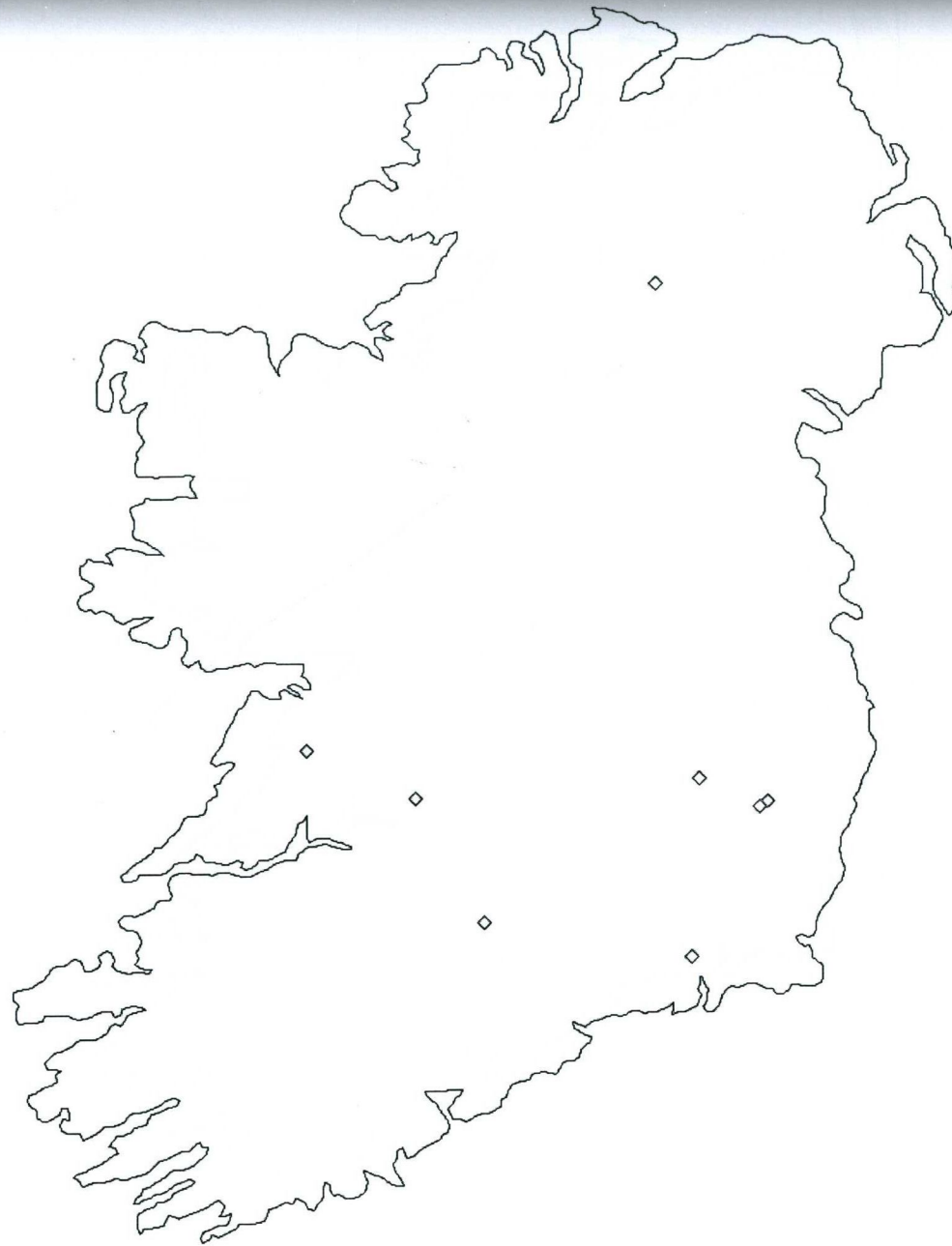

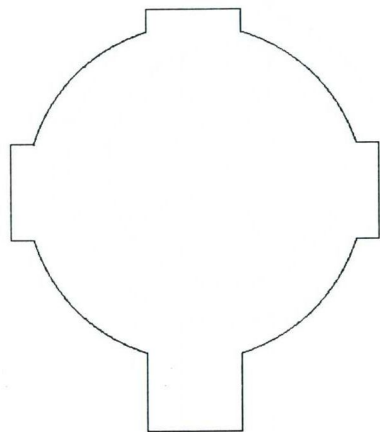


Fig. 42 Ardane, Co. Tipperary
Smaller Cross-head West Face
Cat. 10

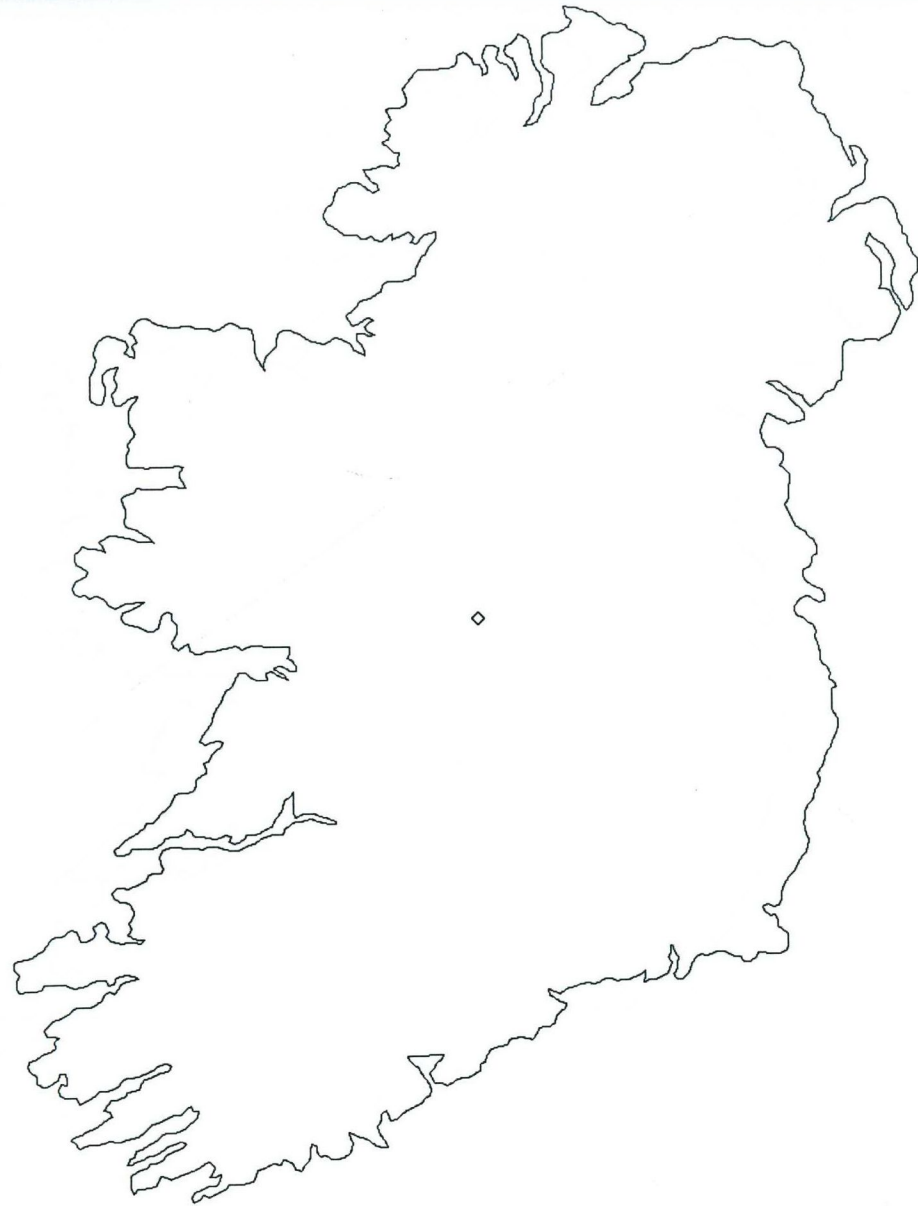
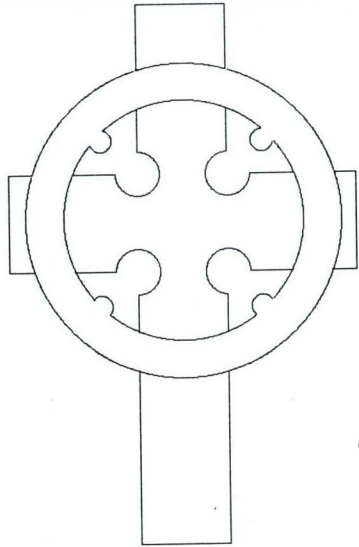

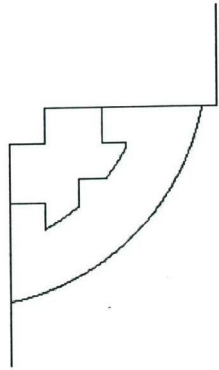


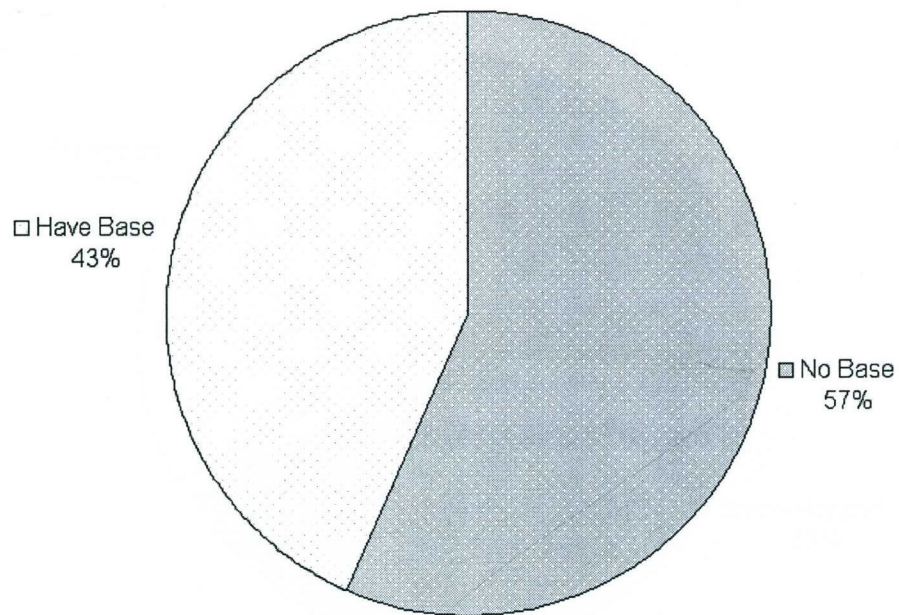
Fig. 132 Clonmacnois, Co. Offaly
Cross of the Scriptures, East Face
Cat. 54



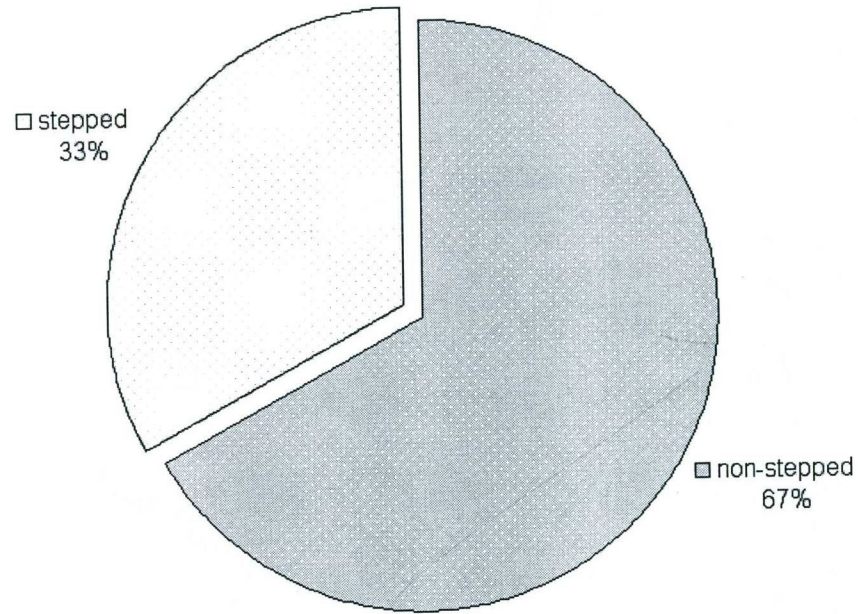
Figs. 543 Roscrea, Co. Tipperary
West Face - Cat. 194

CROSS BASES

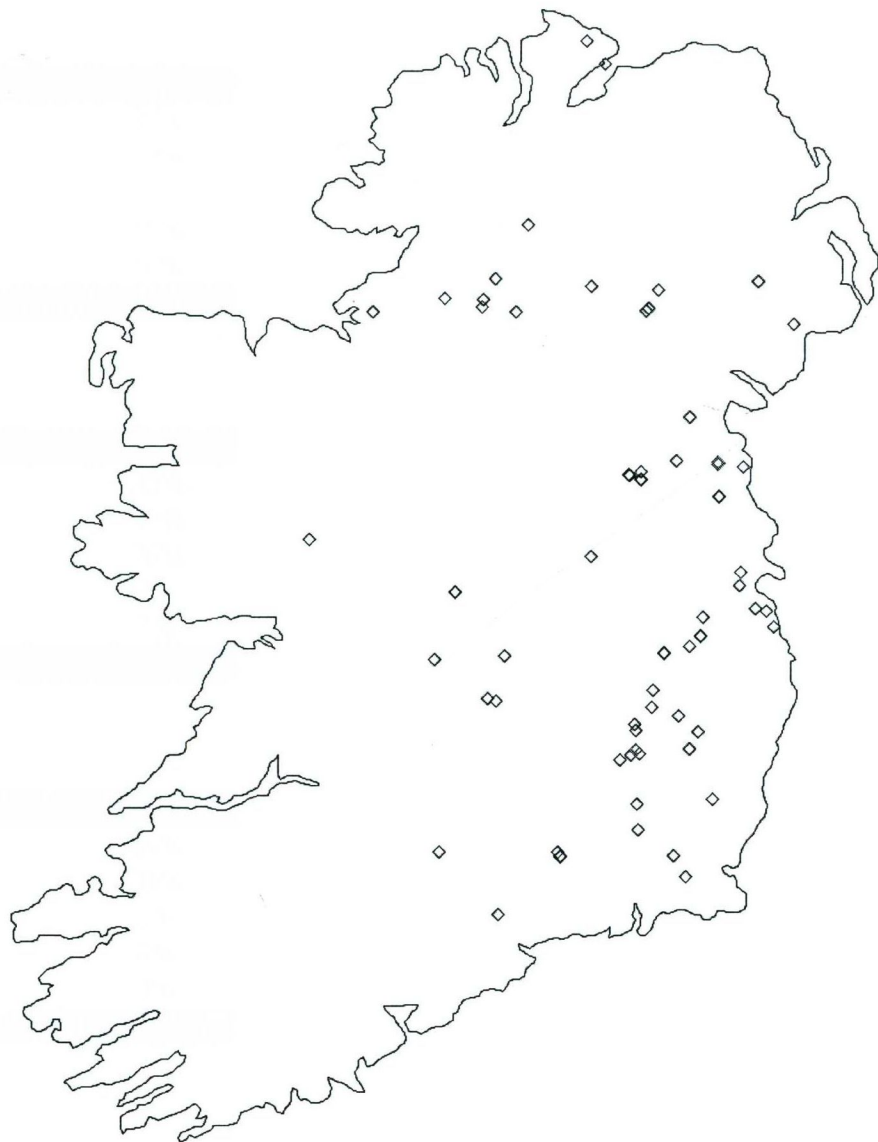
Types & Distributions



Stepped Bases	%
No Base	57%
Have Base	43%
Grand Total	100%



Stepped Bases	%
non-stepped	67%
stepped	33%
Grand Total	100%



Crosses: No Base

Cross Code	Count	%
Pillar	38	28%
Solid Ringed	38	28%
Other	24	18%
Non-Ringed	20	15%
Perforated Ringed	14	10%
Grand Total	134	100%

Crosses: Non-stepped Base

Cross Code	Count	%
Perforated Ringed	21	30%
Solid Ringed	19	28%
Pillar	18	26%
Other	6	9%
Non-Ringed	5	7%
Grand Total	69	100%


Crosses: Stepped Bases

Cross Code	Count	%
Perforated Ringed	19	56%
Pillar	10	29%
Other	2	6%
Non-Ringed	2	6%
Solid Ringed	1	3%
Grand Total	34	100%

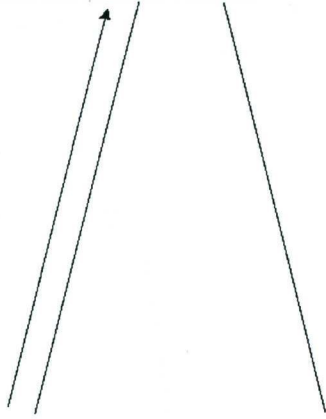
SHAFTS

Types & Distributions

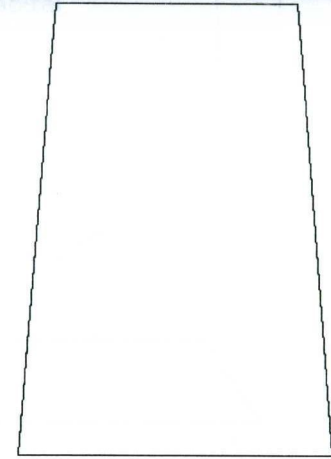
Shaft Type: 1 - Parallel



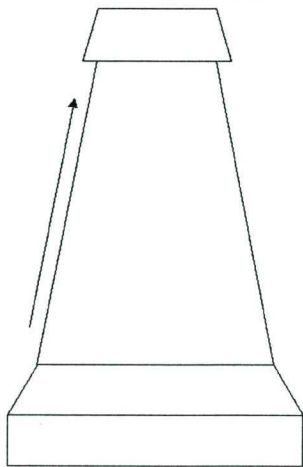
Shaft Type: 2 - Tapers Up: Steep



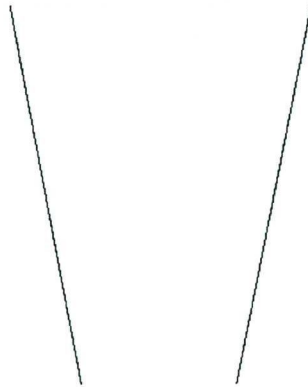
Shaft Type: 3 - Tapers up: Slight



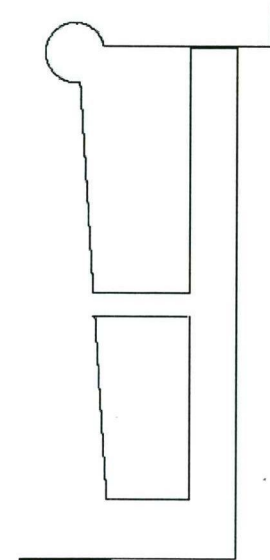
Shaft Type: 4 - Tapers up: Slight with Capital



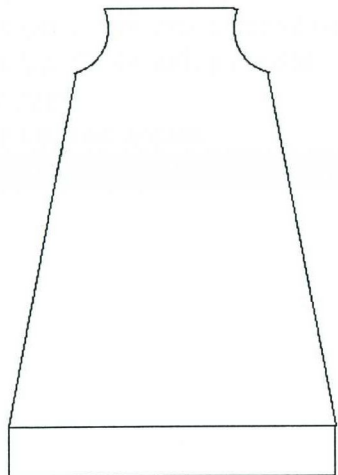
Shaft Type: 5 - Tapers Down



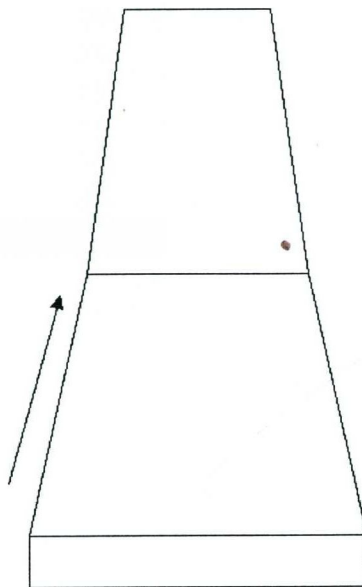
Shaft Type: 6 - Frame Arm



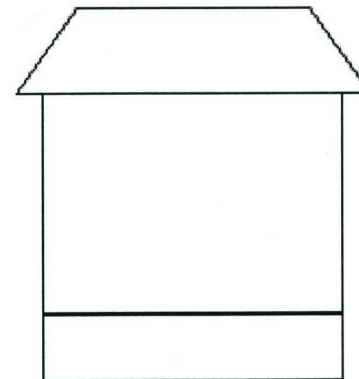
Shaft Type: 7 - Tapers up:
Slight Pinched Neck



Shaft Type: 8 - Tapers up:
Two angles

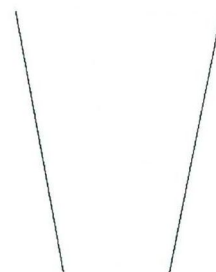
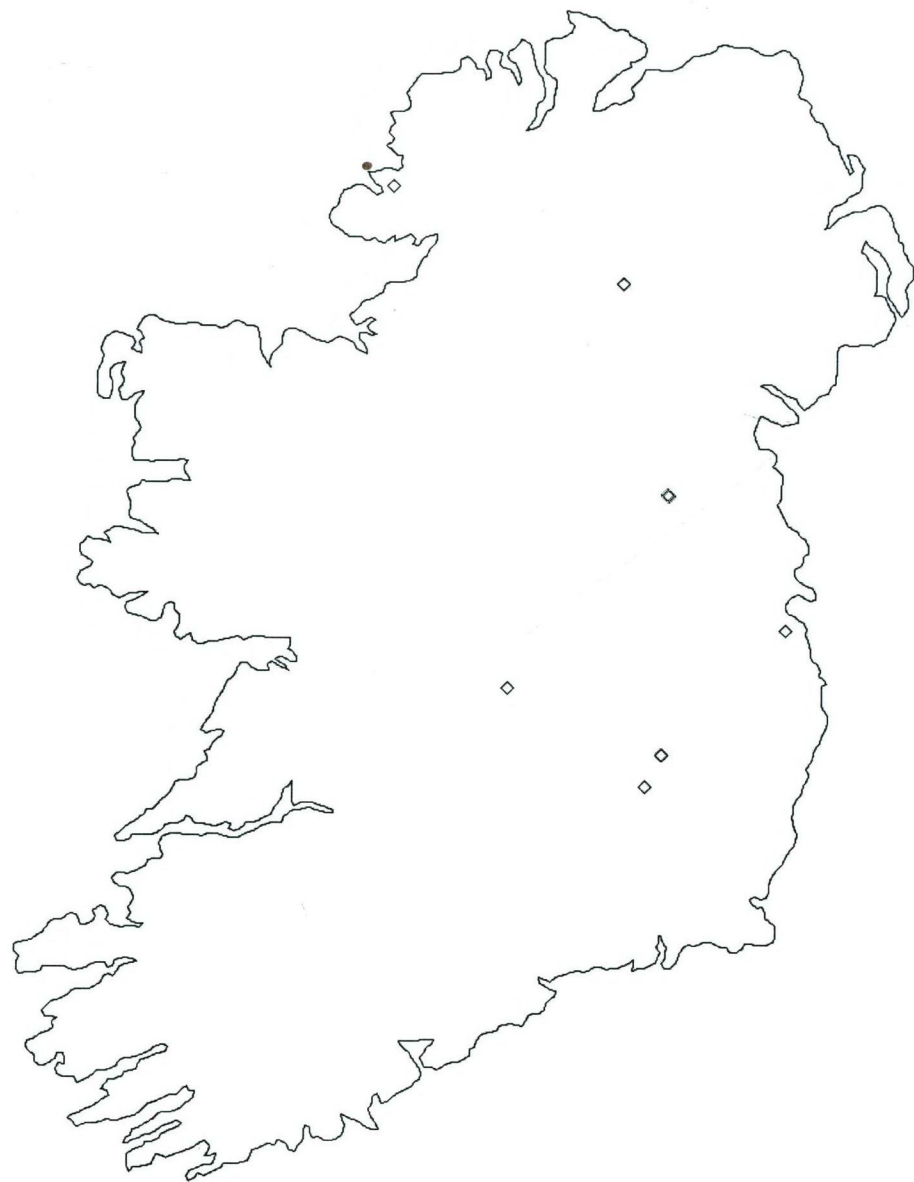


Shaft Type: 9 - Parallel
with Capital

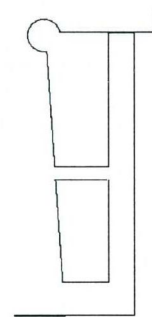
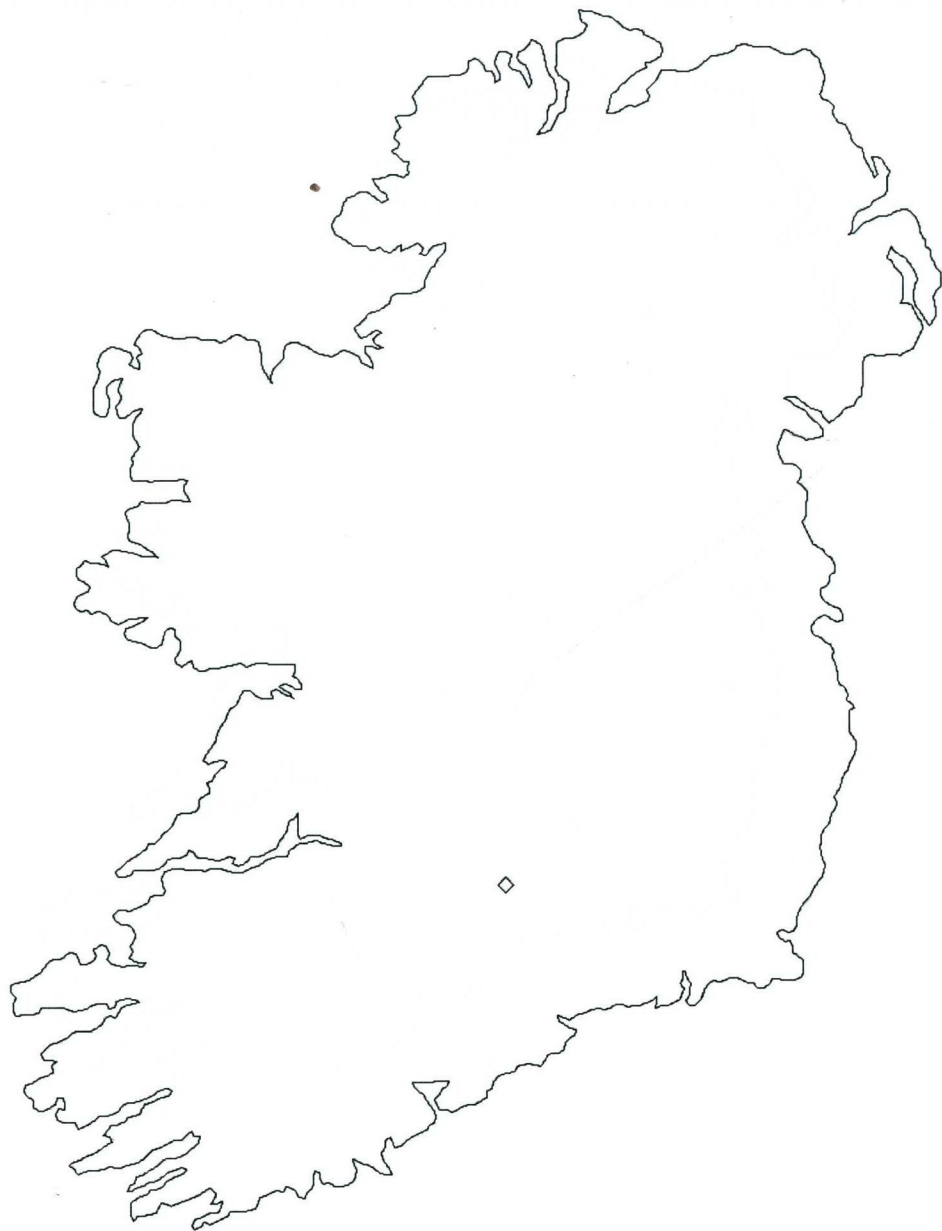


Shaft Code ▼	Count	%
Parallel	94	40%
Tapers Up: Slight	58	24%
None	51	22%
Tapers Up: Steep	12	5%
Tapers Down	8	3%
Parallel with capital	5	2%
Tapers Up: Slight with pinched neck	5	2%
Tapers Up: Slight with a capital	2	1%
Frame Arm	1	0%
Tapers Up: two angles	1	0%
Grand Total	237	100%

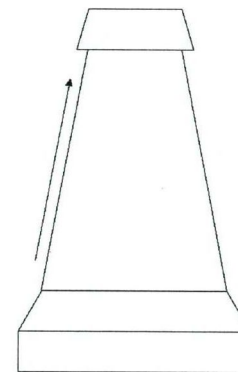
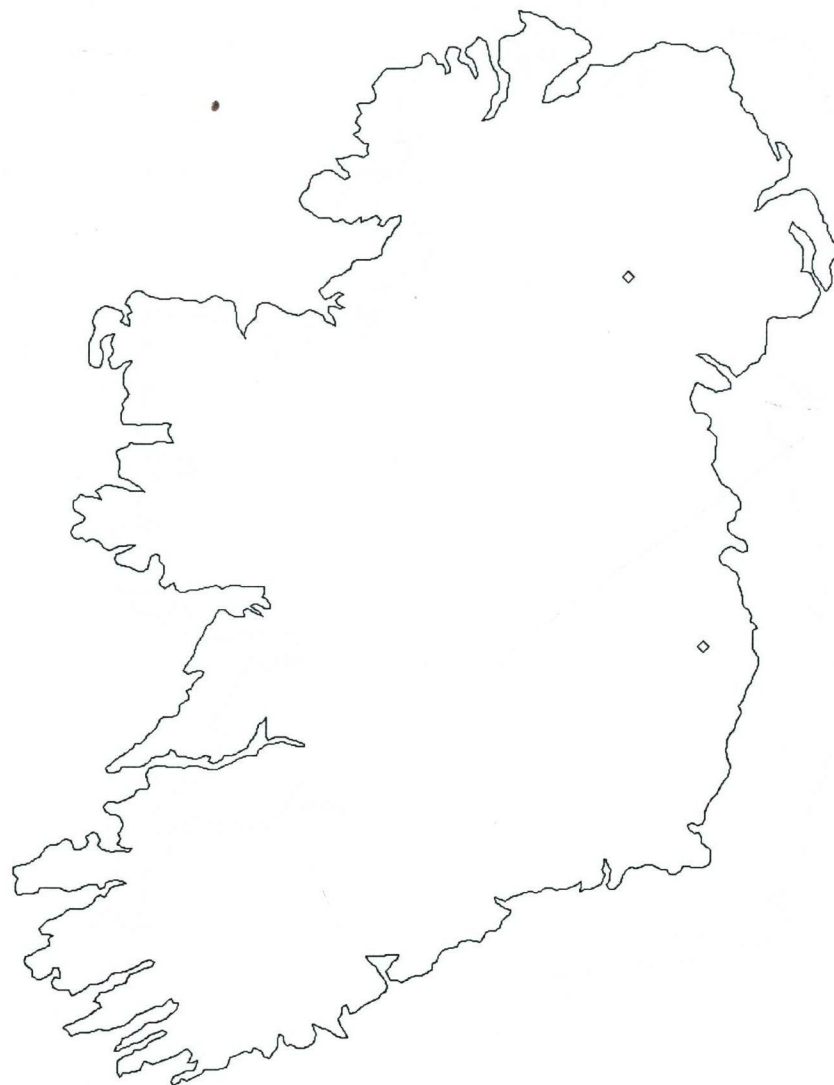
Cross Code	Shaft Code	Count	%
Pillar			
	None	2	1%
	Parallel	37	16%
	Parallel with capital	3	1%
	Tapers Up: Slight	19	8%
	Tapers Up: Slight with pinched neck	1	0%
	Tapers Up: Steep	4	2%
Pillar Total		66	28%
Solid Ringed			
	None	19	8%
	Parallel	17	7%
	Parallel with capital	1	0%
	Tapers Up: Slight	13	5%
	Tapers Up: Slight with a capital	1	0%
	Tapers Up: Slight with pinched neck	3	1%
	Tapers Up: Steep	1	0%
	Tapers Down	3	1%
Solid Ringed Total		58	24%
Perforated Ringed			
	None	5	2%
	Parallel	18	8%
	Parallel with capital	1	0%
	Tapers Up: Slight	21	9%
	Tapers Up: Steep	5	2%
	Tapers Down	4	2%
Perforated Ringed Total		54	23%
Other			
	None	23	10%
	Parallel	6	3%
	Tapers Up: Slight	2	1%
	Tapers Down	1	0%
Other Total		32	14%
Non-Ringed			
	Frame Arm	1	0%
	None	2	1%
	Parallel	16	7%
	Tapers Up: Slight	3	1%
	Tapers Up: Slight with a capital	1	0%
	Tapers Up: Slight with pinched neck	1	0%
	Tapers Up: Steep	2	1%
	Tapers Up: two angles	1	0%
Non-Ringed Total		27	11%
Grand Total		237	100%

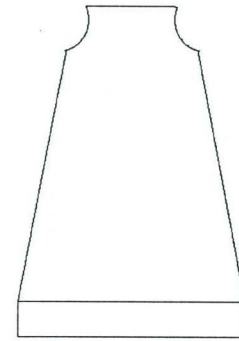
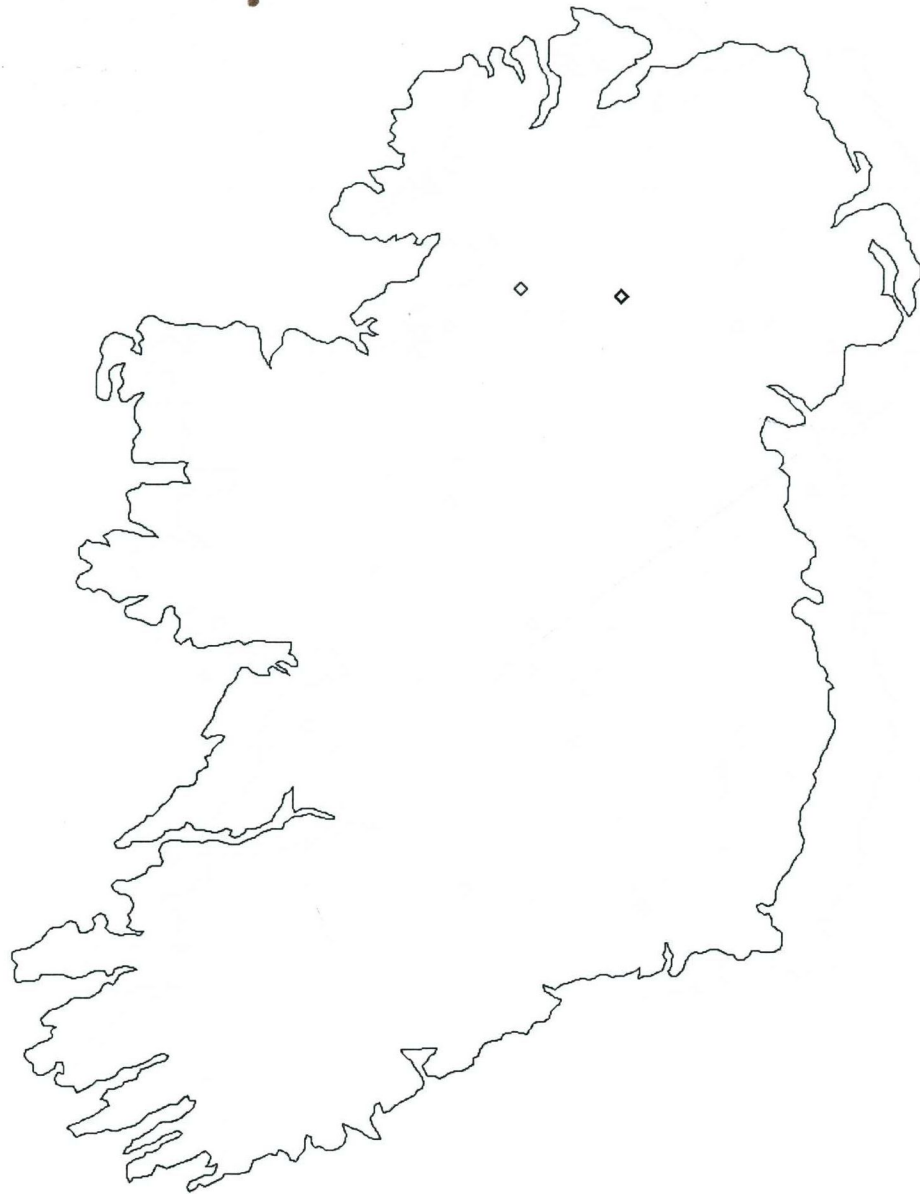


(n=8)

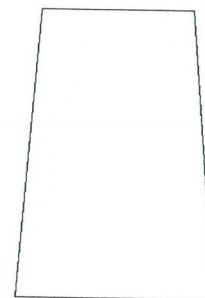
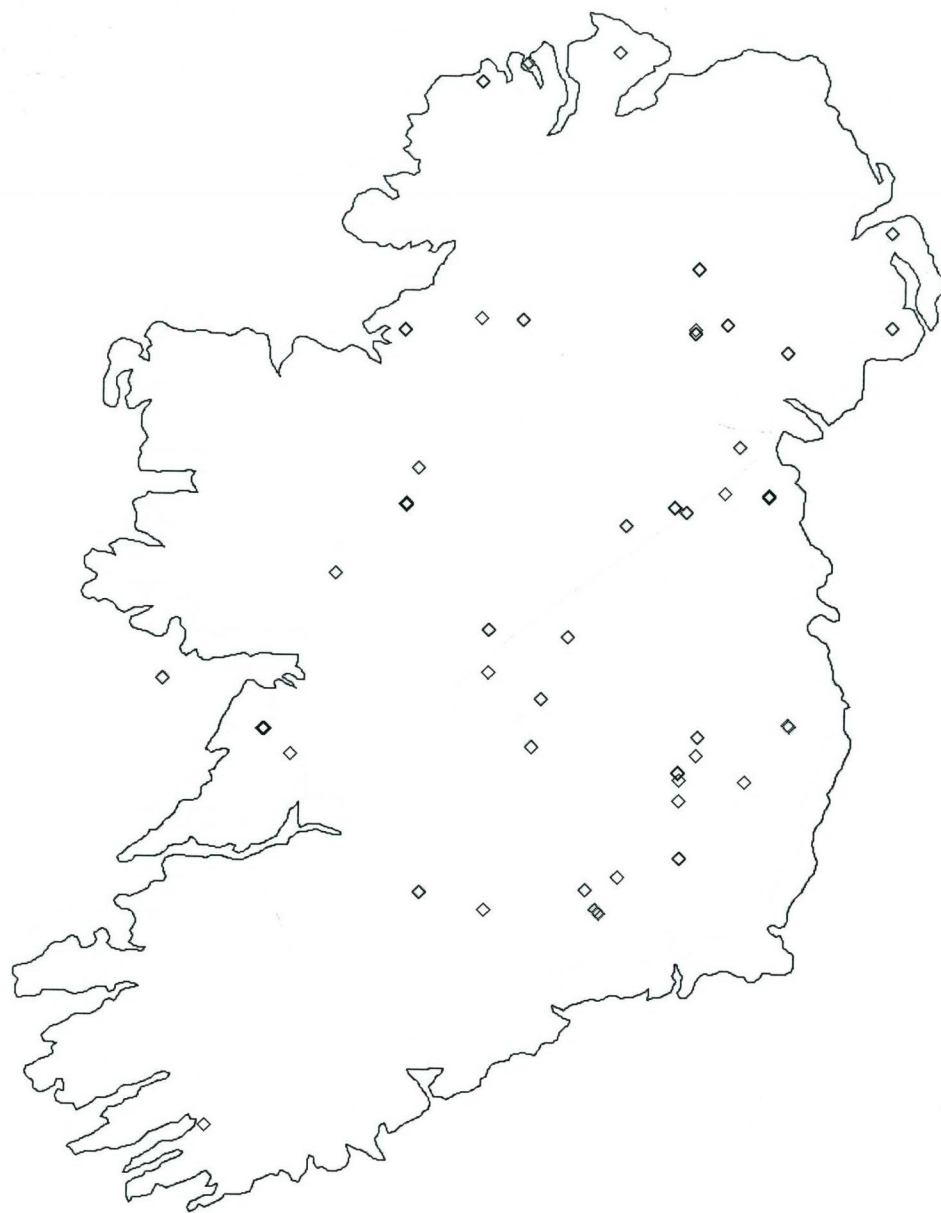


(n=1)

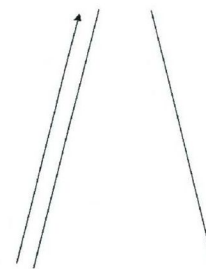
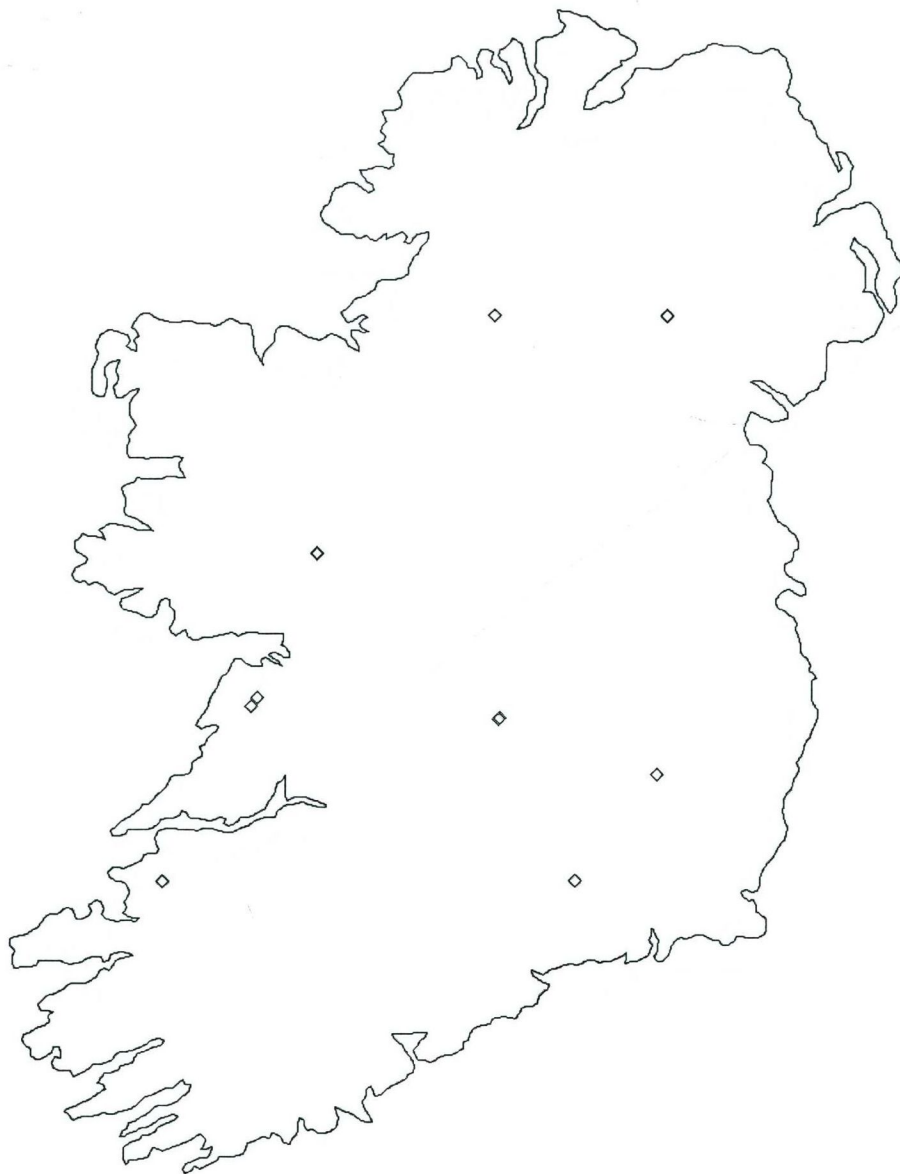
 $(n=2)$



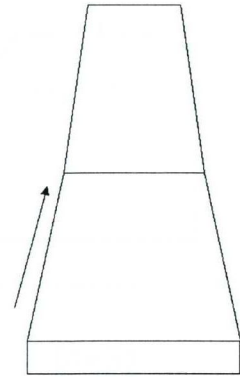
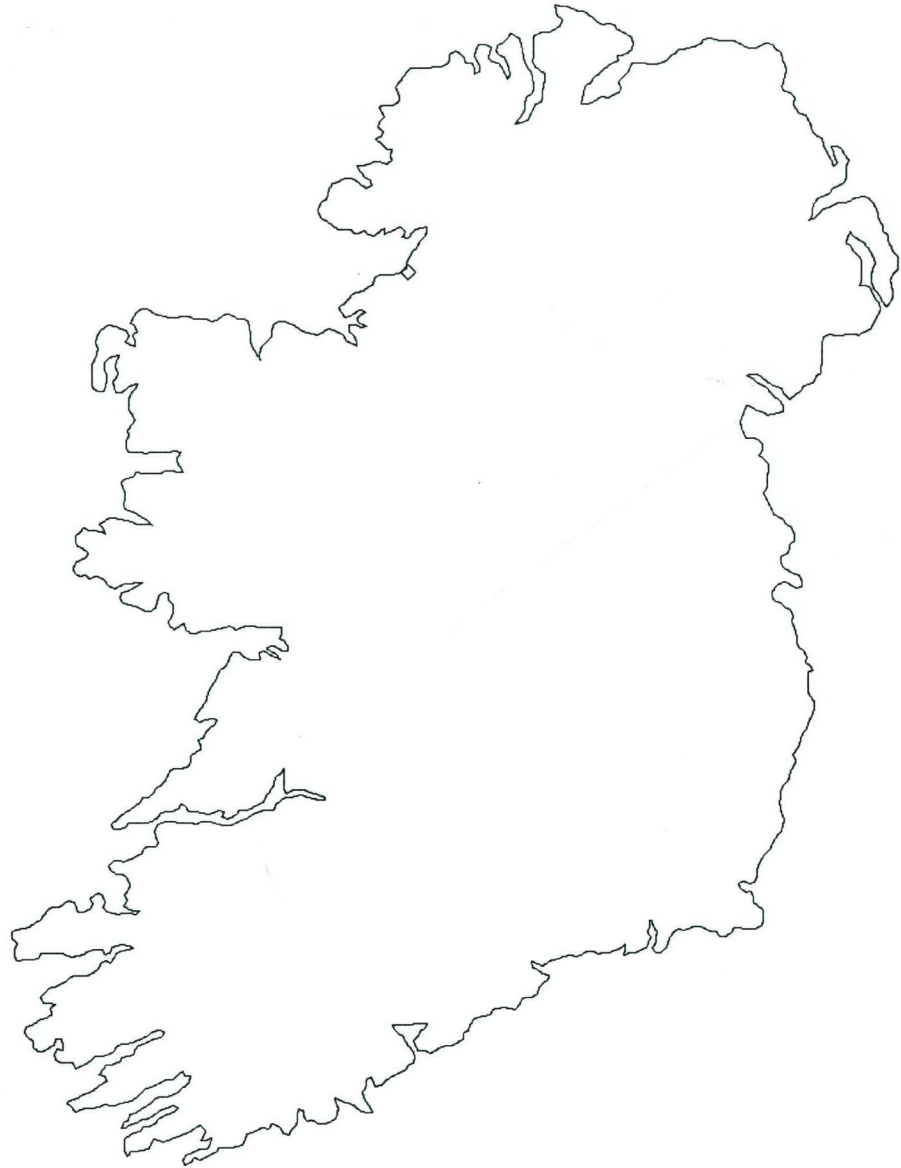
(n=5)



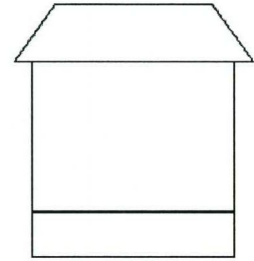
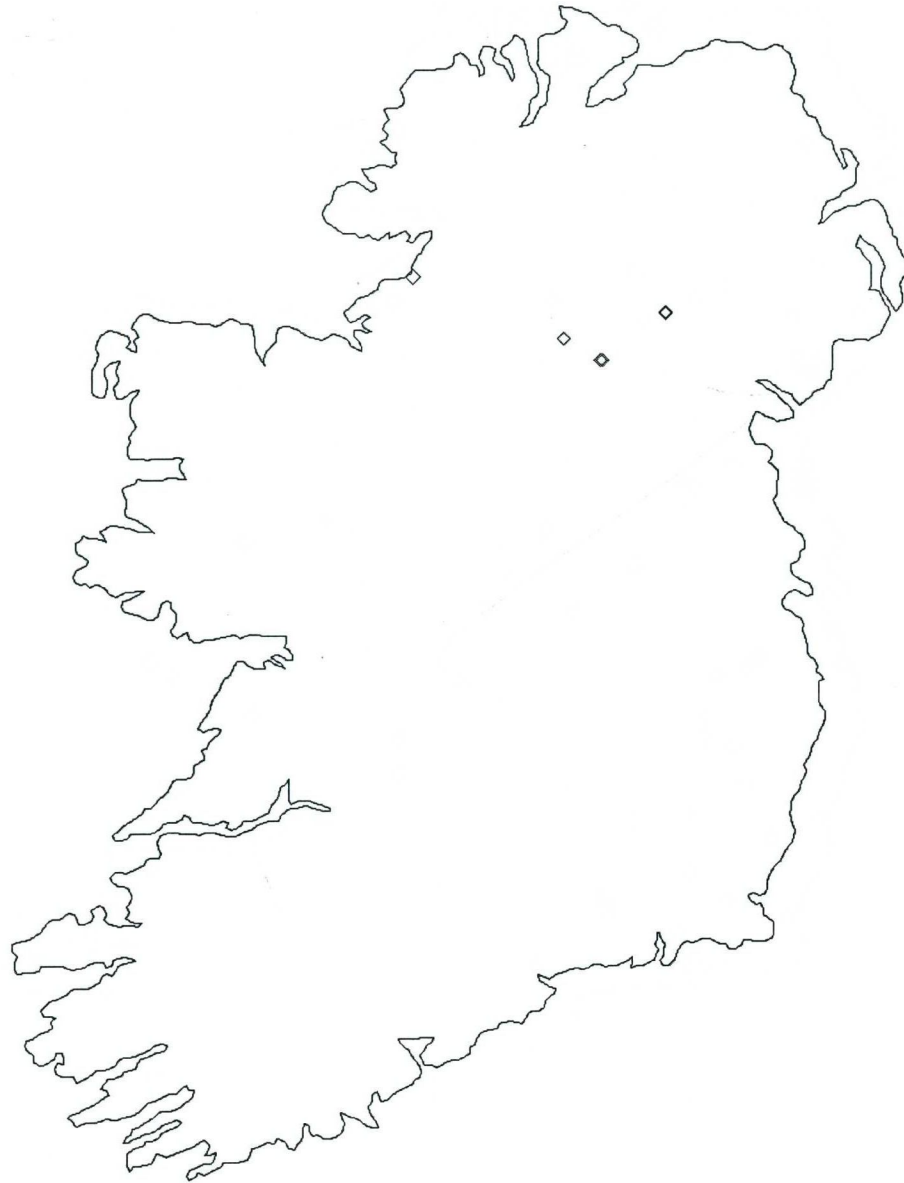
(n=58)



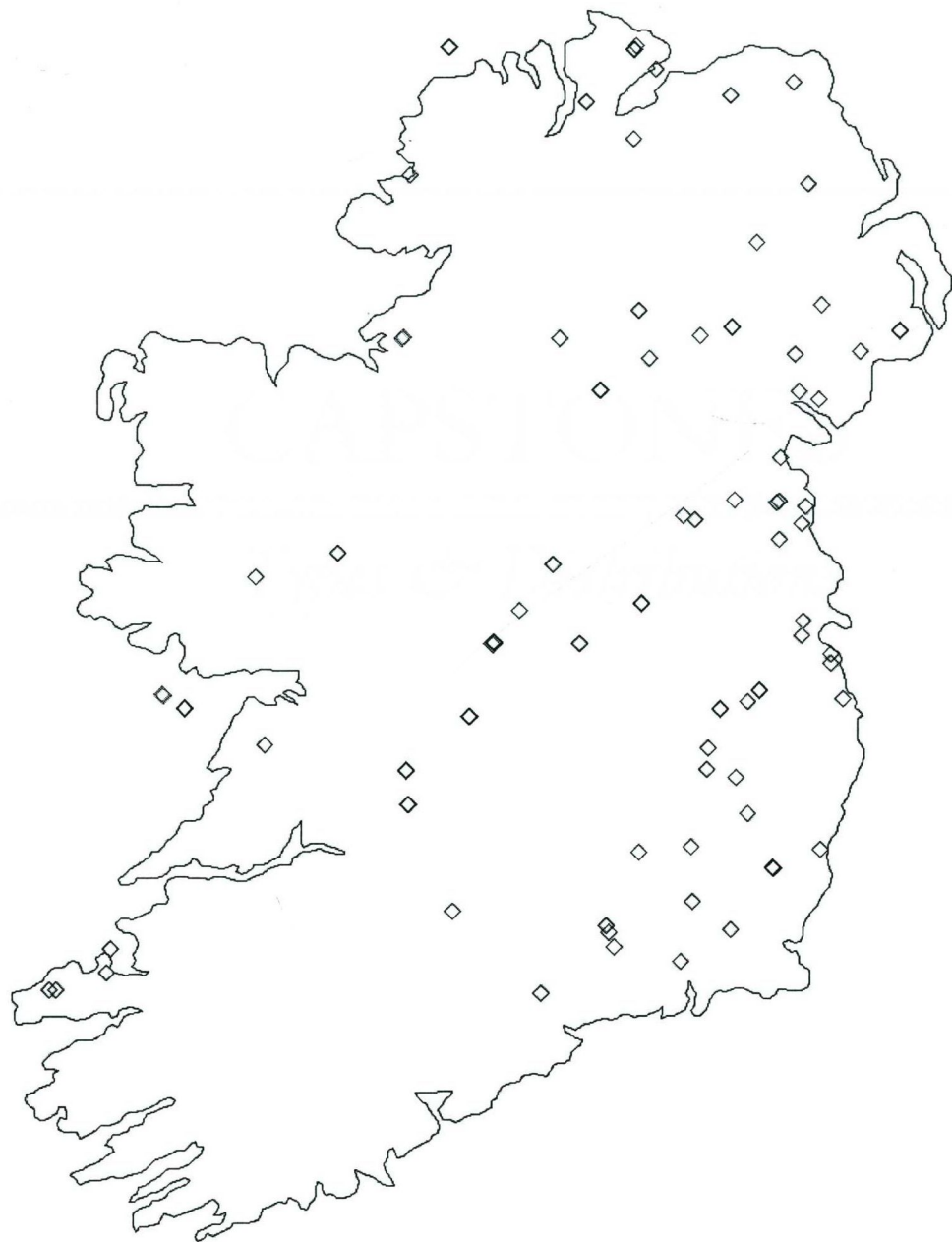
(n=12)



(n=1)



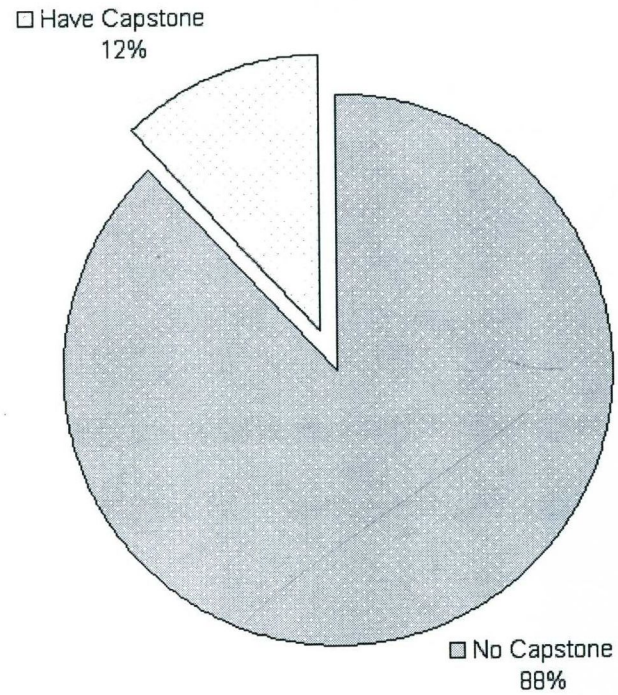
(n=5)



(n=94)

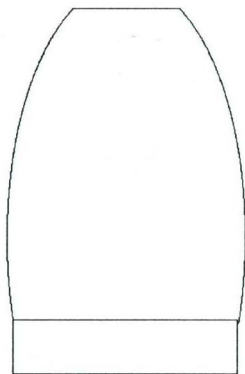
CAPSTONES

Types & Distributions



Capstone Code	Count	%
No Capstone	209	88%
Have Capstone	28	12%
Grand Total	237	100%

Cap Type: Domed



Figs. 7-8 Ahenny, Co. Tipperary
North Cross - Cat. 6

Cap Type: Roof Shape


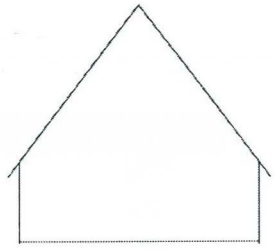


Fig. 150 Clonmacnois, Co. Offaly
South Cross, East Face - Cat. 56

Cap Type: Reliquary



Possible Gables and Shingles



Fig. 211 Dromore, Co. Down
Cross-Fragments. East Face -
Cat. 78

Cap Type: Tenon





Fig. 74 Blessington, Co. Wicklow
St Mark's Cross - Cat. 23

Crosses Overall

Capstone Code	Count	%
None	209	88%
Tenon	10	4%
Reliquary	7	3%
Roof	7	3%
Domed	4	2%
Grand Total	237	100%

Have Capstones

Capstone Code	Count	%
Tenon	10	36%
Reliquary	7	25%
Roof	7	25%
Domed	4	14%
Grand Total	28	100%

Cross Code	Capstone Code	Count	%
Non-Ringed			
	Tenon	2	7%
	Roof	1	4%
Non-Ringed Total		3	11%
Other			
	Roof	1	4%
Other Total		1	4%
Perforated Ringed			
	Reliquary	6	21%
	Tenon	4	14%
	Domed	4	14%
	Roof	5	18%
Perforated Ringed Total		19	68%
Pillar			
	Tenon	2	7%
Pillar Total		2	7%
Solid Ringed			
	Reliquary	1	4%
	Tenon	2	7%
Solid Ringed Total		3	11%
Grand Total		28	100%

Stepped Bases	Capstone Code	Cross Code	Count
non-stepped			
	<u>Reliquary</u>		
		Perforated Ringed	2
		Solid Ringed	1
	<u>Tenon</u>		
		Non-Ringed	1
		Perforated Ringed	2
		Pillar	1
		Solid Ringed	2
	<u>Domed</u>		
		Perforated Ringed	1
	<u>Roof</u>		
		Non-Ringed	1
		Perforated Ringed	1
non-stepped Total			12
stepped			
	<u>Reliquary</u>		
		Perforated Ringed	4
	<u>Tenon</u>		
		Perforated Ringed	2
	<u>Domed</u>		
		Perforated Ringed	2
	<u>Roof</u>		
		Other	1
		Perforated Ringed	4
stepped Total			13
Grand Total			25

No Base

Capstone Code	Stepped Bases	Cross Code	Count
<u>Tenon</u>			
	<u>None</u>		
		Non-Ringed	1
		Pillar	1
	<u>None Total</u>		<u>2</u>
Domed			
	<u>None</u>		
		Perforated Ringed	1
	<u>None Total</u>		<u>1</u>
Grand Total			3



Cap Type: 3

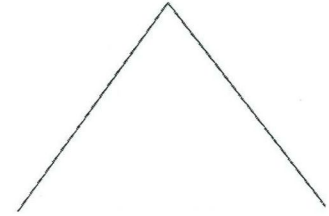
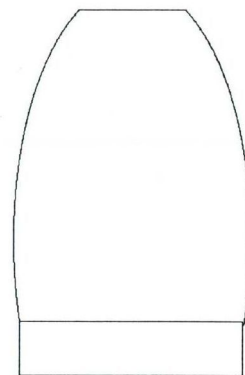


Fig. 150 Clonmacnois, Co. Offaly
South Cross, East Face - Cat. 56



Figs. 7-8 Ahenny, Co. Tipperary
North Cross - Cat. 6


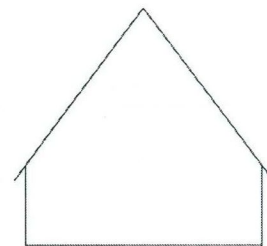
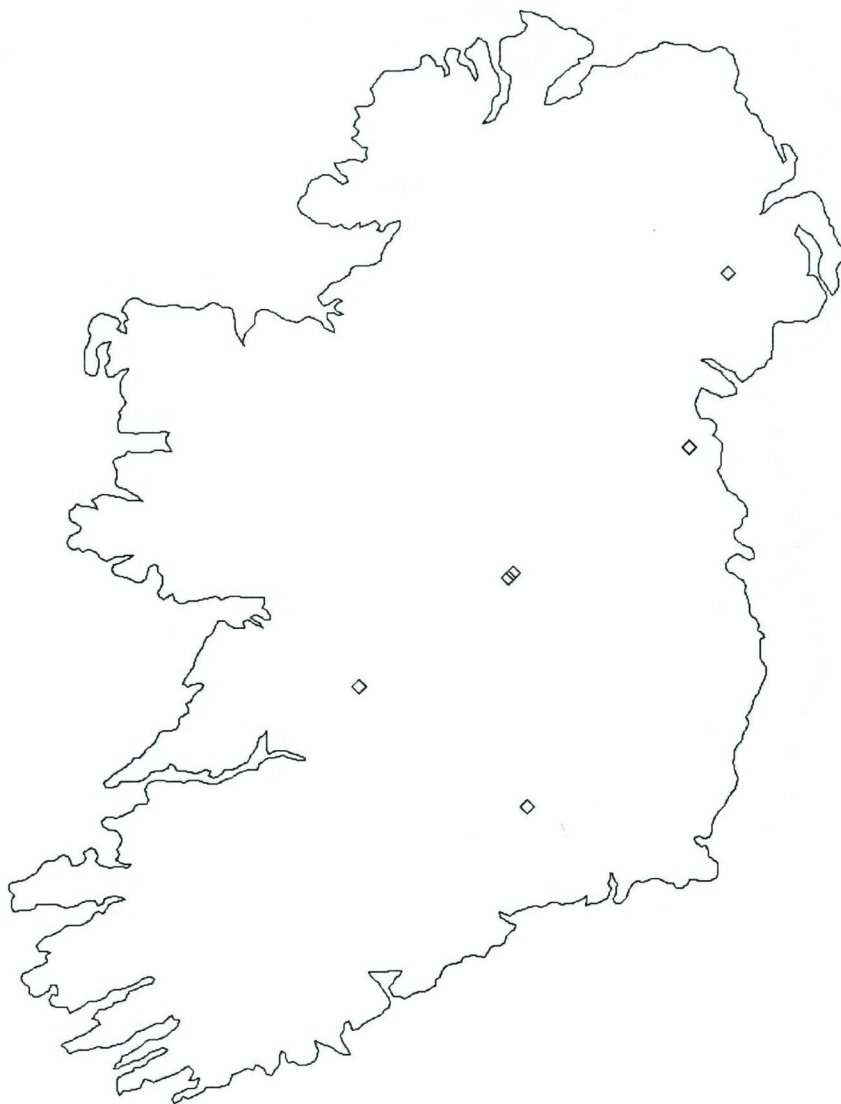


Fig. 211 Dromore, Co. Down
Cross-Fragments. East Face -
Cat. 78


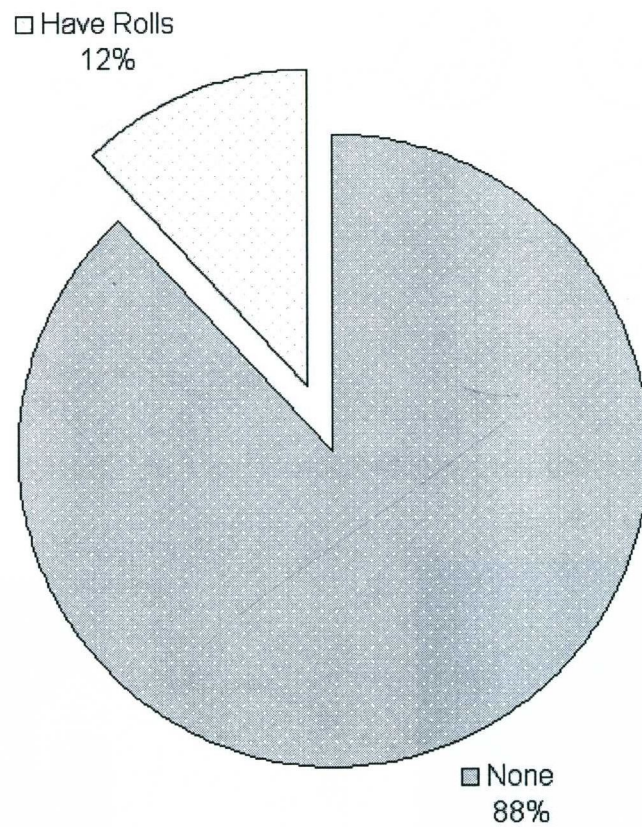



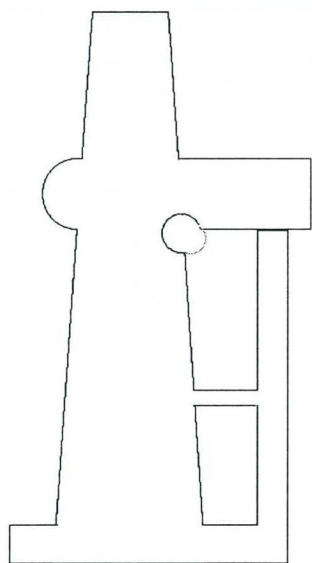
Fig. 74 Blessington, Co. Wicklow
St Mark's Cross - Cat. 23

ROLLS

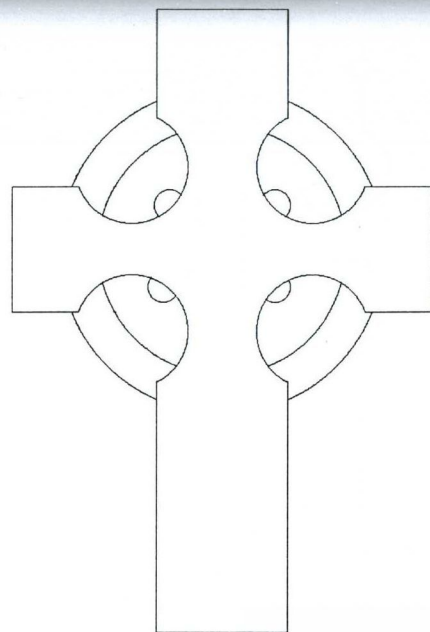
Types & Distributions



Roll Code	Count	%
None	209	88%
Have Rolls	28	12%
Grand Total	237	100%



Figs. 95-96 Cashel, Co. Tipperary
St Patrick's Cross - Cat. 34 West Face



Figs. 213 Drumcliffe, Co. Sligo
Cat. 79-80 East Face

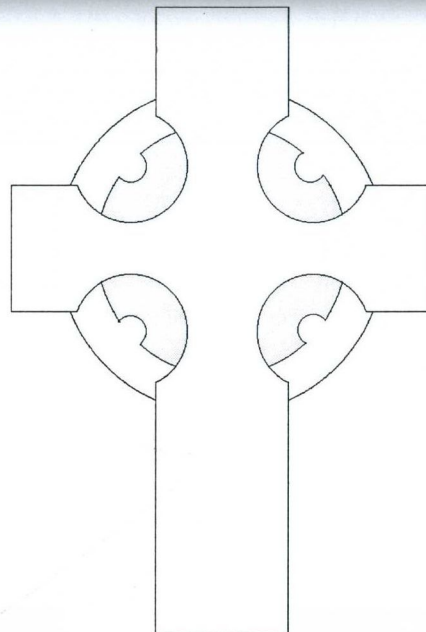
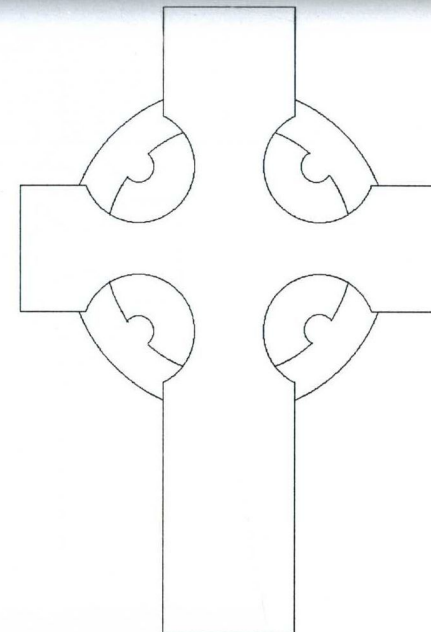


Fig. Clogher, Co. Tyrone
South Cross, West Faces



Figs. 126-127 Clones, Co. Monaghan
Composite Cross - Cat 48/49 SE Face

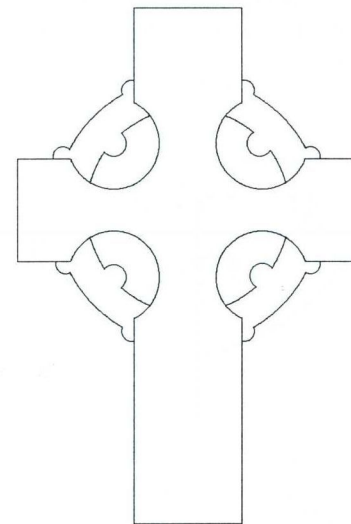
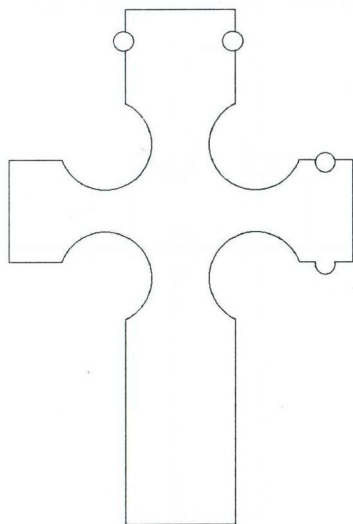
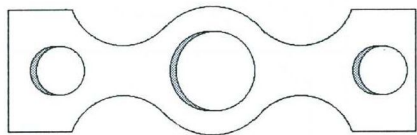


Fig. 211 Dromore, Co. Down
Cross-Fragments. East Face -
Cat. 78



Fig 304 Glendalough, Co. Wicklow,
Market Cross - East Face Cat. 113



Fig 318 Inishcealtra, Co. Clare
Ringed Cross in St. Caimins Church
Cat 120

Type 8: Non-Ringed Outer moulding

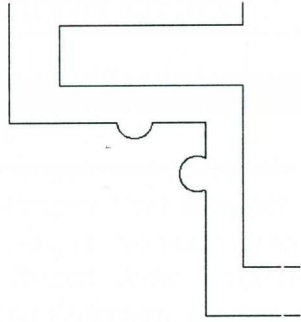
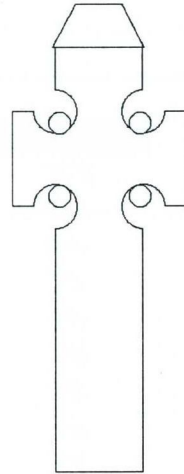


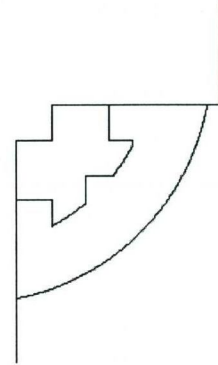
Fig. 4 Addergoole, Co. Galway.
Unfinished Cross-head West face Cat.3

Type 12: Non Ringed
Rolls (Spirals) - Armpits



Figs. 261 Dysert O'Dea,
Co. Clare - Cat.91, East Face

Type 30: Ringed Perforated
Rectangular roll moldings



Figs. 543 Roscrea, Co. Tipperary
West Face - Cat. 194

Crosses Overall

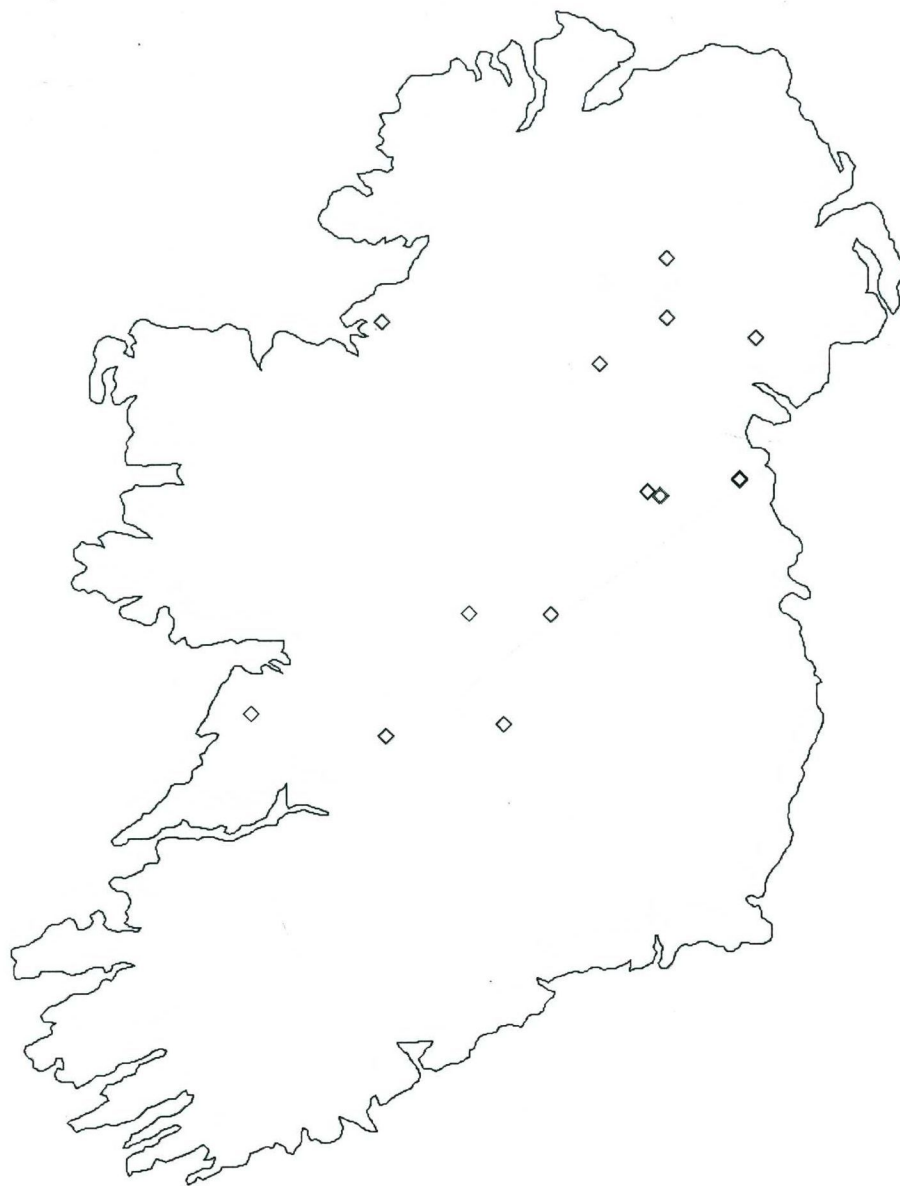
Roll Code	Count	%
None	209	88%
Non-Ringed: embedded rolls	1	0%
Non-Ringed: Rolls sillouted	1	0%
Non-Ringed: Spirals in armpits	1	0%
Non-Ringed: Under Armpit rolls	1	0%
Ringed Perforated: Rectangular rolls	1	0%
Ringed Perforated: rolls in armpits	8	3%
Ringed Perforated: rolls on inner ring	8	3%
Ringed Perforated: rolls on inner/ outer ring	1	0%
Ringed Solid: rolls on inner ring	6	3%
Grand Total	237	100%

Crosses with Rolls

Roll Code	Count	%
Ringed Perforated: rolls in armpits	8	29%
Ringed Perforated: rolls on inner ring	8	29%
Ringed Solid: rolls on inner ring	6	21%
Non-Ringed: embedded rolls	1	4%
Non-Ringed: Rolls sillouted	1	4%
Non-Ringed: Spirals in armpits	1	4%
Non-Ringed: Under Armpit rolls	1	4%
Ringed Perforated: Rectangular rolls	1	4%
Ringed Perforated: rolls on inner/ outer ring	1	4%
Grand Total	28	100%

Roll Code	Non-Ringed	Other	Perforated Ringed	Solid Ringed	Grand Total
Ringed Perforated: rolls in armpits			8		8
Ringed Perforated: rolls on inner ring			8		8
Ringed Solid: rolls on inner ring				6	6
Non-Ringed: embedded rolls	1				1
Non-Ringed: Rolls sillouted		1			1
Non-Ringed: Spirals in armpits		1			1
Non-Ringed: Under Armpit rolls	1				1
Ringed Perforated: Rectangular rolls			1		1
Ringed Perforated: rolls on inner/ outer ring			1		1
Grand Total	2	2	18	6	28

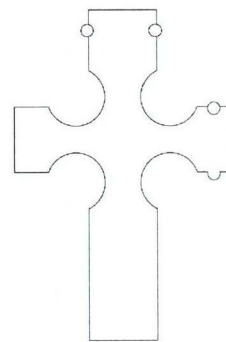
Stepped Bases	Roll Code	Count	%
stepped			
	Ringed Perforated: rolls in armpits	5	18%
	Ringed Perforated: rolls on inner ring	4	14%
	Ringed Solid: rolls on inner ring	1	4%
	Non-Ringed: embedded rolls	1	4%
	Non-Ringed: Spirals in armpits	1	4%
	Non-Ringed: Under Armpit rolls	1	4%
	Ringed Perforated: rolls on inner/ outer ring	1	4%
stepped Total		14	50%
non-stepped			
	Ringed Perforated: rolls in armpits	3	11%
	Ringed Perforated: rolls on inner ring	2	7%
	Ringed Solid: rolls on inner ring	2	7%
	Ringed Perforated: Rectangular rolls	1	4%
non-stepped Total		8	29%
None			
	Ringed Perforated: rolls on inner ring	2	7%
	Ringed Solid: rolls on inner ring	3	11%
	Non-Ringed: Rolls sillouted	1	4%
None Total		6	21%
Grand Total		28	100%



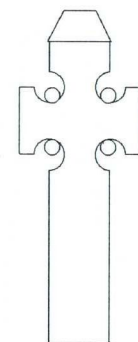
(n=18)
64% of Total




(n=6)
21% of Total



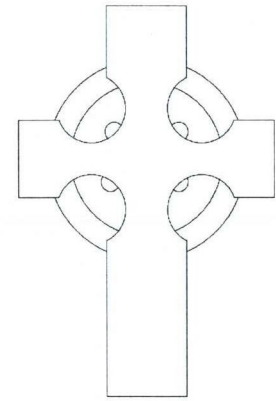
(n=1)



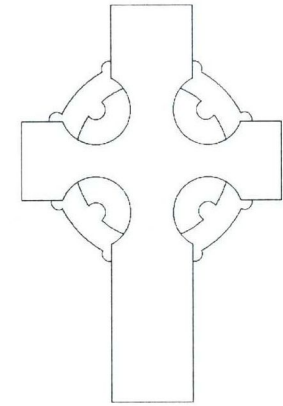
(n=1)



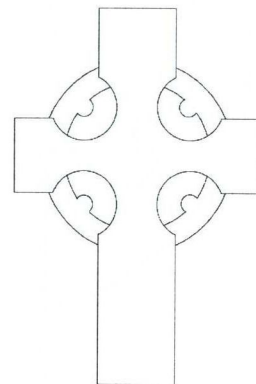
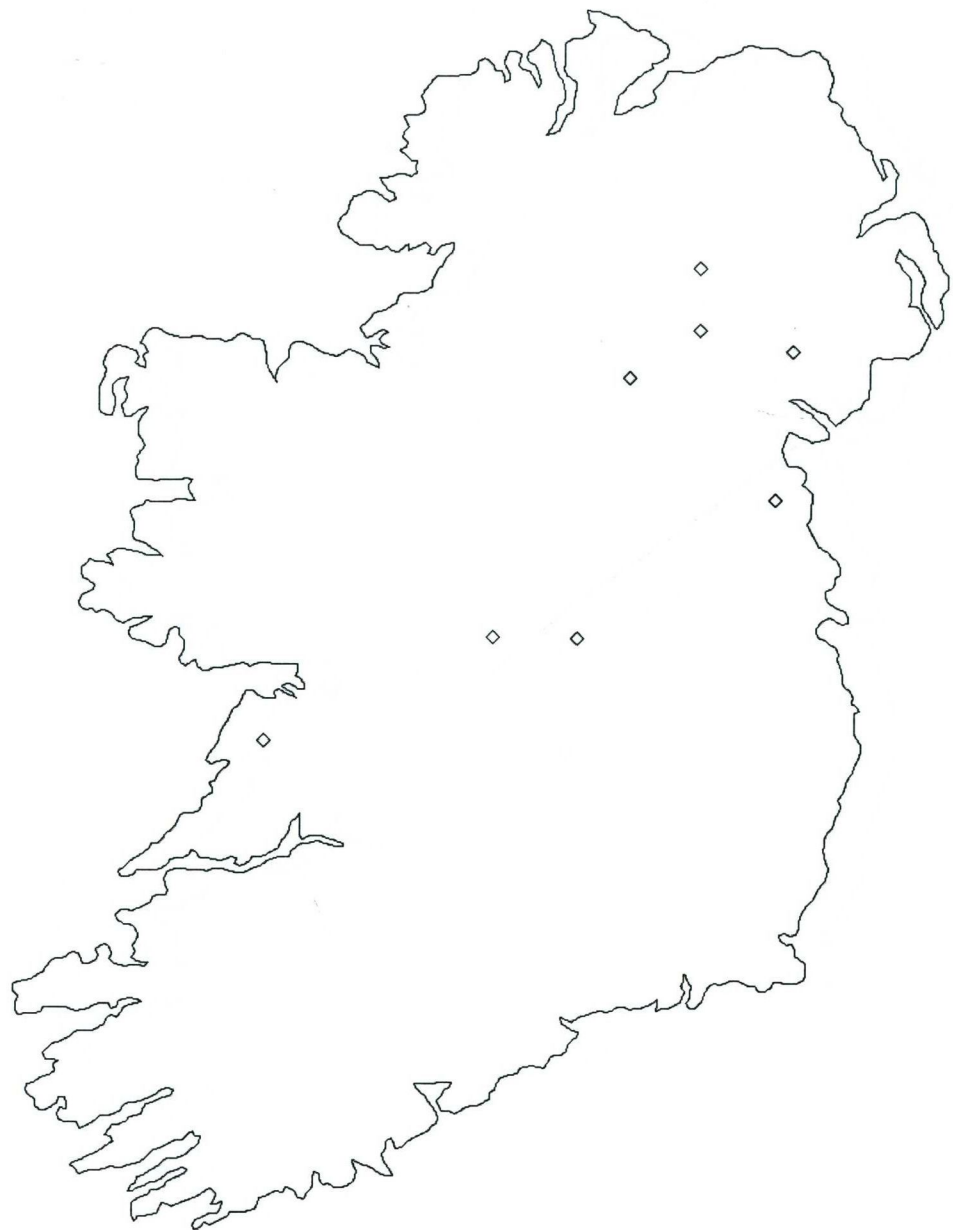
(n=1)



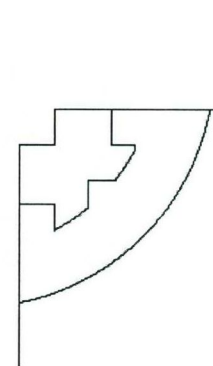
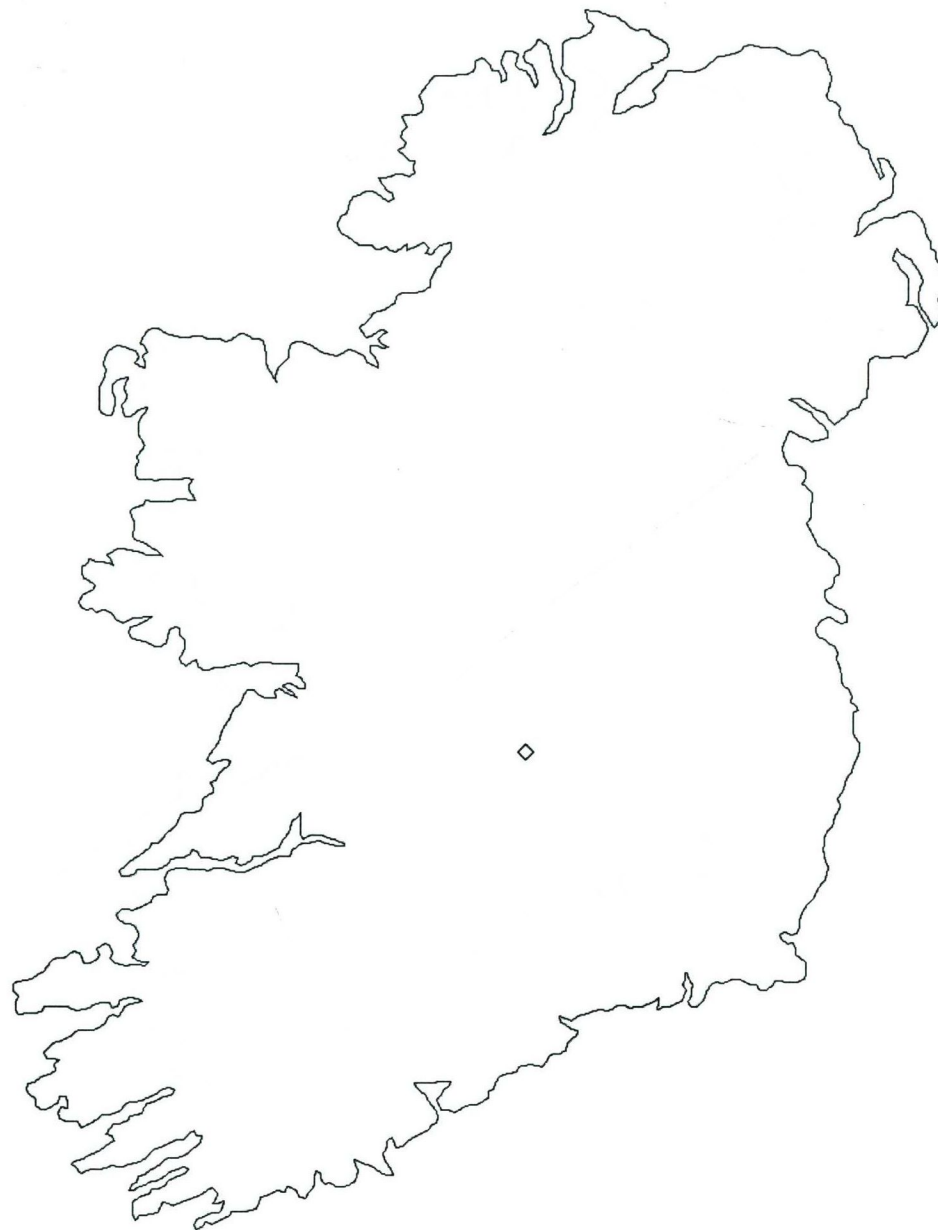
(n=8)



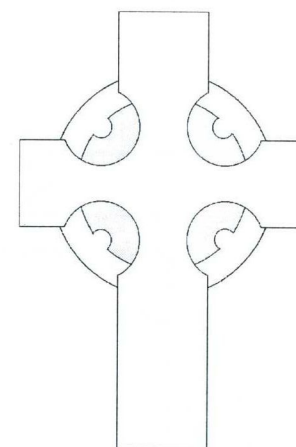
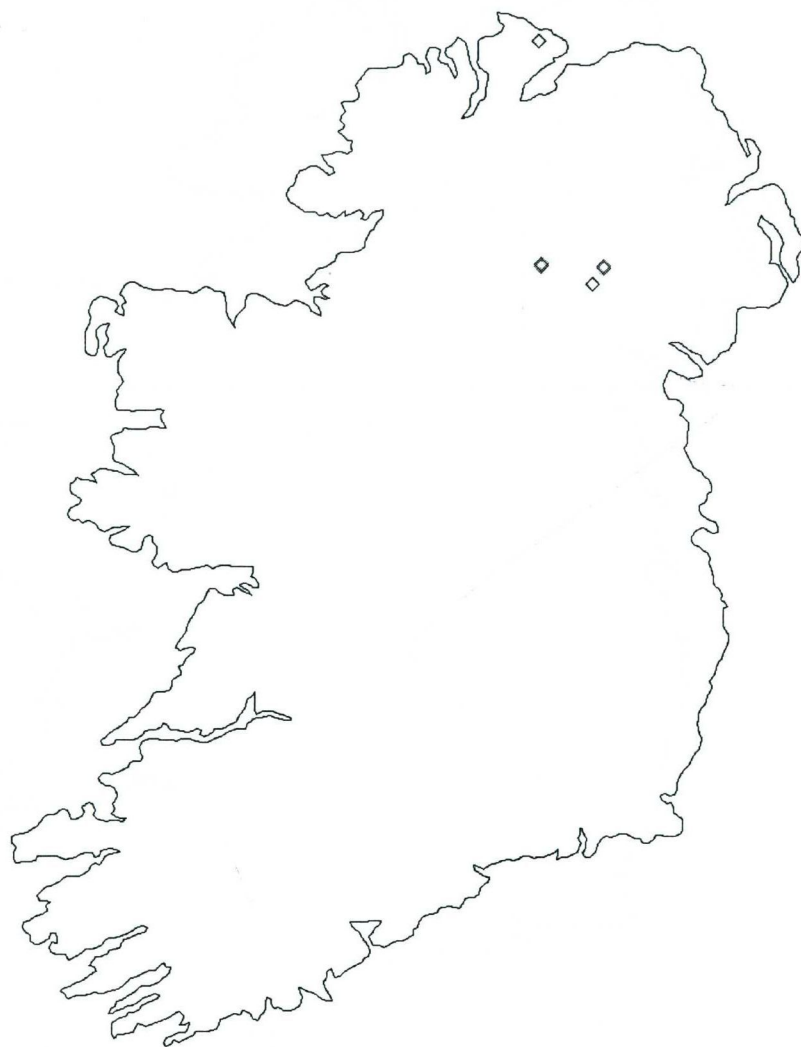
(n=1)



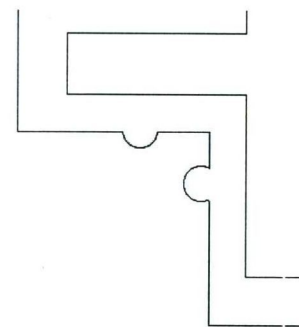
(n=8)



(n=1)



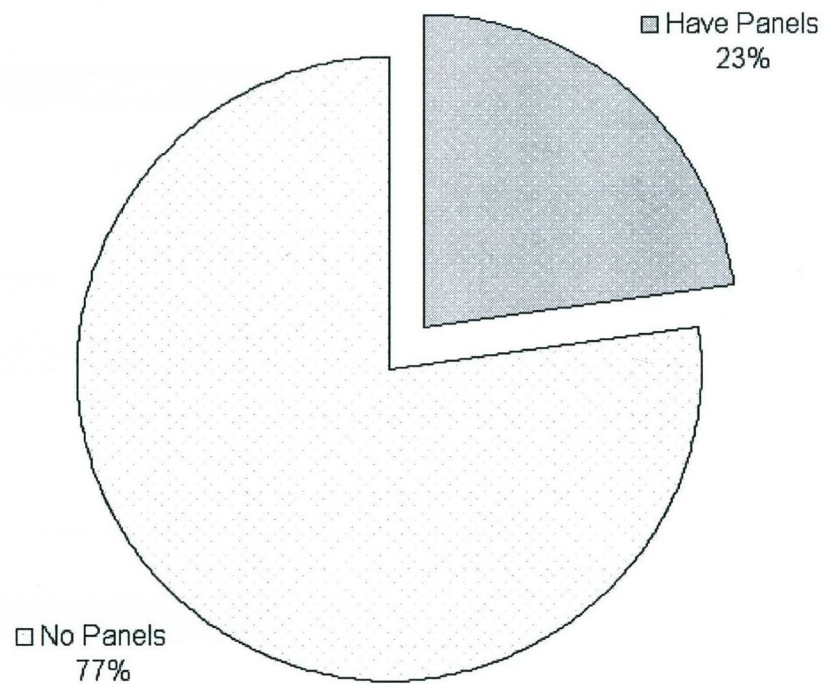
(n=6)



(n=1)

HIGH CROSSES

The Panels



Panels	Count	%
Have Panels	54	23%
No Panels	183	77%
Grand Total	237	100%

Have Panels

Panels	Cross Code	Count	%
Have Panels			
	Solid Ringed	15	28%
	Pillar	13	24%
	Non-Ringed	11	20%
	Perforated Ringed	9	17%
	Other	6	11%
Have Panels Total		54	100%

No Panels

Panels	Cross Code	Count	%
No Panels			
	Pillar	53	29%
	Perforated Ringed	45	25%
	Solid Ringed	43	23%
	Other	26	14%
	Non-Ringed	16	9%
No Panels Total		183	100%

HEAD DECORATIONS

Types & Distributions

Head Decoration: East and South

Head Code: East/South	Perforated Ringed	Solid Ringed	Grand Total
East - Boss	10	5	15
East - Christ	16	7	23
East - Geometric	15	14	29
East - Other	3	7	10
East - Other Figure		1	1
Face - Boss	1	6	7
Face - Christ		3	3
Face - Geometric	4	5	9
Face - Other	2	6	8
South - Boss		2	2
South - Christ	2		2
South - Geometric	1	1	2
Grand Total	54	57	111

Head Decoration: West and North

Head Code: West/North	Perforated Ringed	Solid Ringed	Grand Total
West - Other	4	4	8
West - Geometric	11	18	29
West - Christ	20	5	25
West - Boss	9	8	17
North - Other Figure	1		1
North - Other		2	2
North - Geometric	1		1
North - Christ	1		1
Face - Other	3	11	14
Face - Geometric	2	3	5
Face - Christ	1	2	3
Face - Boss	1	3	4
Grand Total	54	56	110

'Face' is where orientation is not provided

Head Decoration: Perforated Ringed Crosses

Count of Head Code: East/South

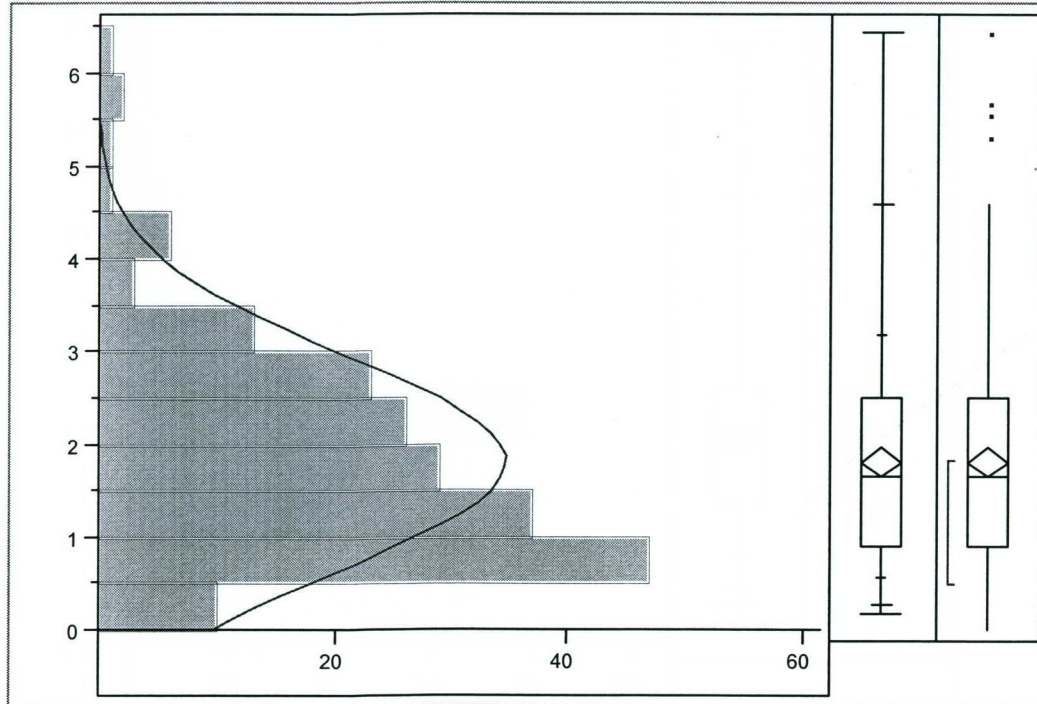
Head Code: West/North	East - Boss	East - Christ	East - Other	Face - Boss	Face - Other	South - Christ	East - Geometric	South - Geometric	Face - Geometric	Grand Total
Face - Boss				1						1
Face - Christ									1	1
Face - Other					2				1	3
North - Christ						1				1
West - Boss	8						1			9
West - Christ	1	10					9			20
West - Other		2	2							4
West - Geometric	1	4	1				5			11
Face - Geometric									2	2
North - Geometric								1		1
North - Other Figure						1				1
Grand Total	10	16	3	1	2	2	15	1	4	54

Head Decoration: Solid Ringed Crosses

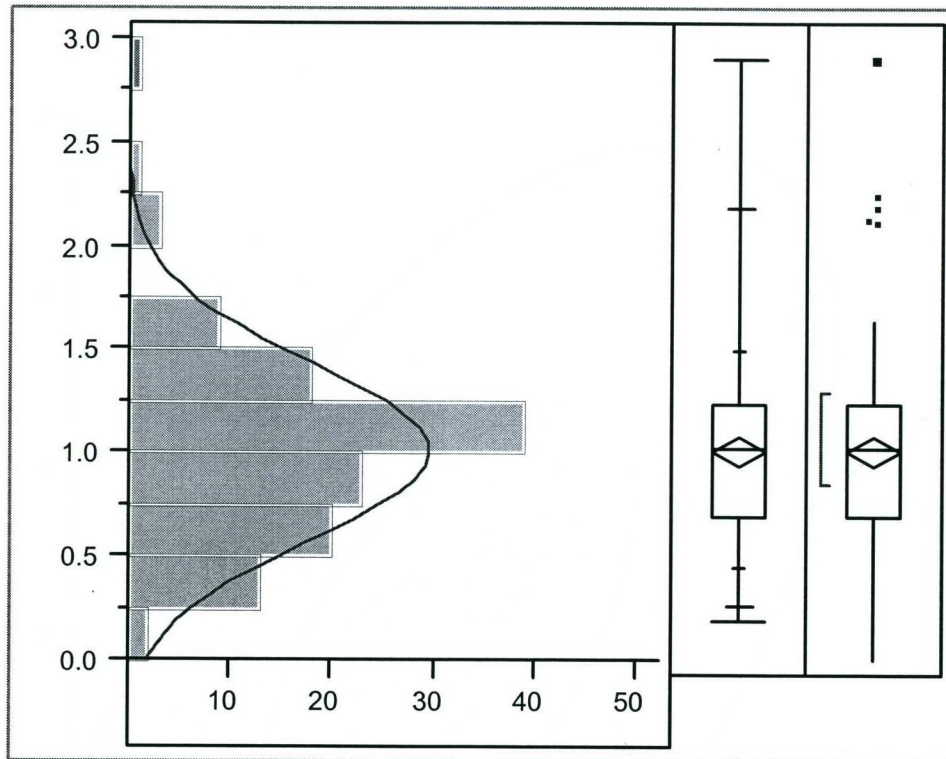
Head Code: West/North	East - Boss	East - Christ	East - Other	Face - Boss	Face - Christ	Face - Other	South - Boss	East - Geometric	South - Geometric	Face - Geometric	East - Other Figure	Grand Total
Face - Boss				2						1		3
Face - Christ				1	1							2
Face - Other				2	2	5				2		11
No Cross Head						1						1
North - Other							2					2
West - Boss	2		2					4				8
West - Christ	1	2						1			1	5
West - Other			4									4
West - Geometric	2	5	1	1				9				18
Face - Geometric									1	2		3
Grand Total	5	7	7	6	3	6	2	14	1	5	1	57

IRISH CROSSES

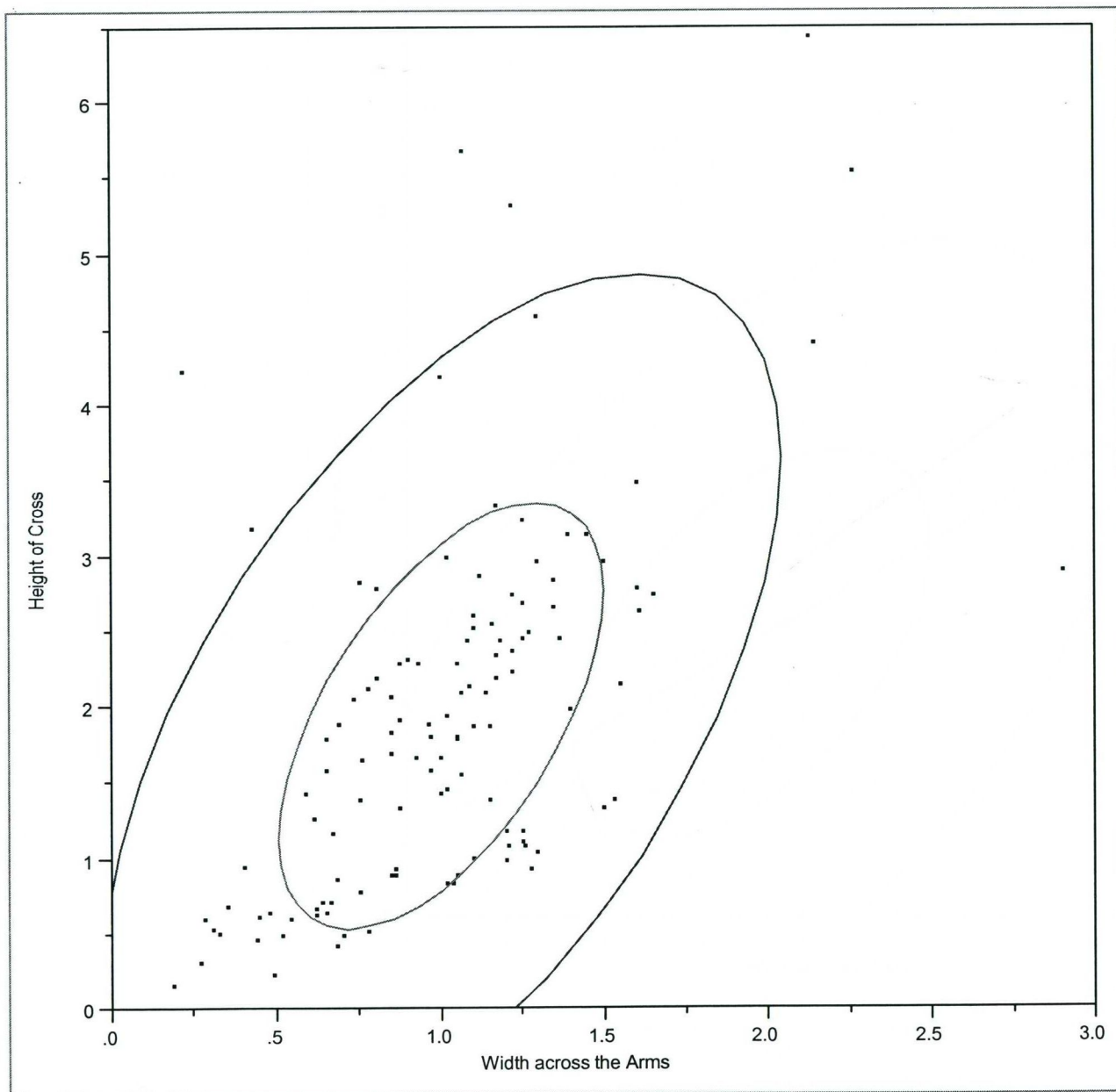
Morphology & Measurements



		Quantiles	
maximum	100.0%	6.4500	
	99.5%	6.4500	
	97.5%	4.6000	
	90.0%	3.2000	
	75.0%	2.5000	
quartile	50.0%	1.6500	
	25.0%	0.9000	
minimum	10.0%	0.5800	
	2.5%	0.2800	
	0.5%	0.1700	
	0.0%	0.1700	
			Moments
Mean		1.8169	
Std Dev		1.1393	
Std Error Mean		0.0808	
Upper 95% Mean		1.9762	
Lower 95% Mean		1.6577	
N		199.0000	
Sum Weights		199.0000	

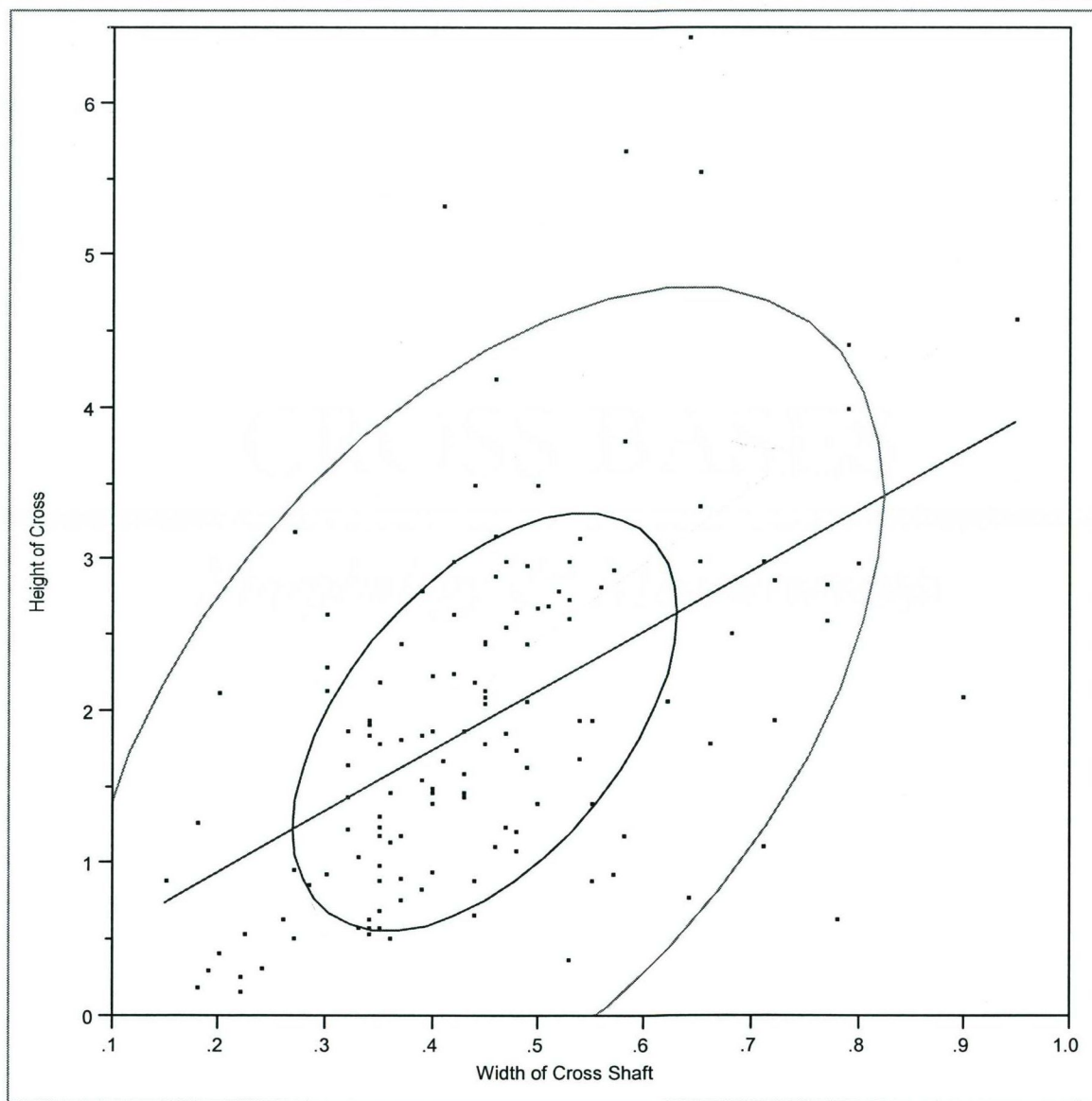


Quantiles		
maximum	100.0%	2.9000
	99.5%	2.9000
	97.5%	2.1850
	90.0%	1.5000
quartile	75.0%	1.2350
median	50.0%	1.0200
quartile	25.0%	0.6950
	10.0%	0.4500
	2.5%	0.2725
	0.5%	0.1900
minimum	0.0%	0.1900
Moments		
Mean		1.0105
Std Dev		0.4324
Std Error Mean		0.0381
Upper 95% Mean		1.0858
Lower 95% Mean		0.9352
N		129.0000
Sum Weights		129.0000



— Bivariate Normal Ellipse P=0.950

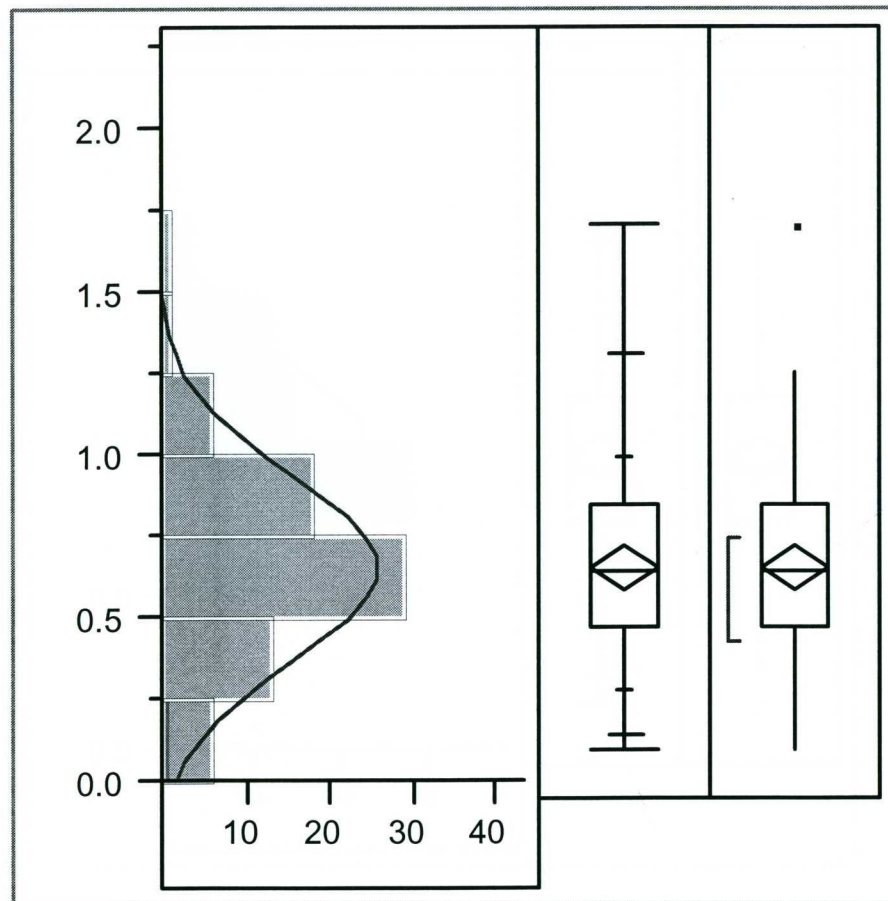
— Bivariate Normal Ellipse P=0.500



— Linear Fit
— Bivariate Normal Ellipse P=0.950
— Bivariate Normal Ellipse P=0.500

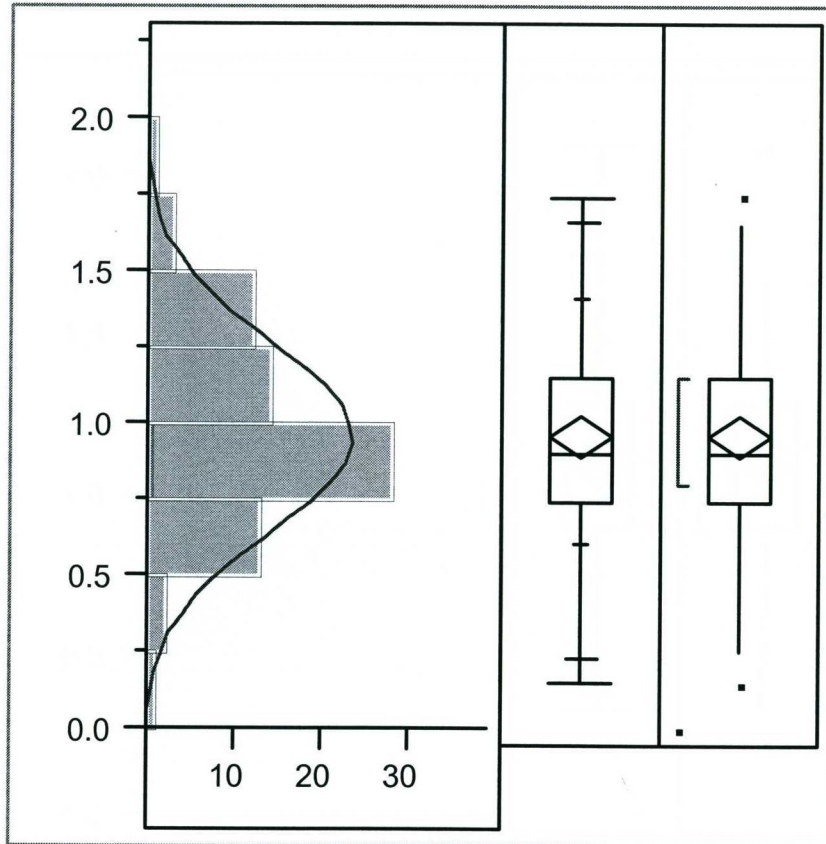
CROSS BASES

Morphology & Measurements

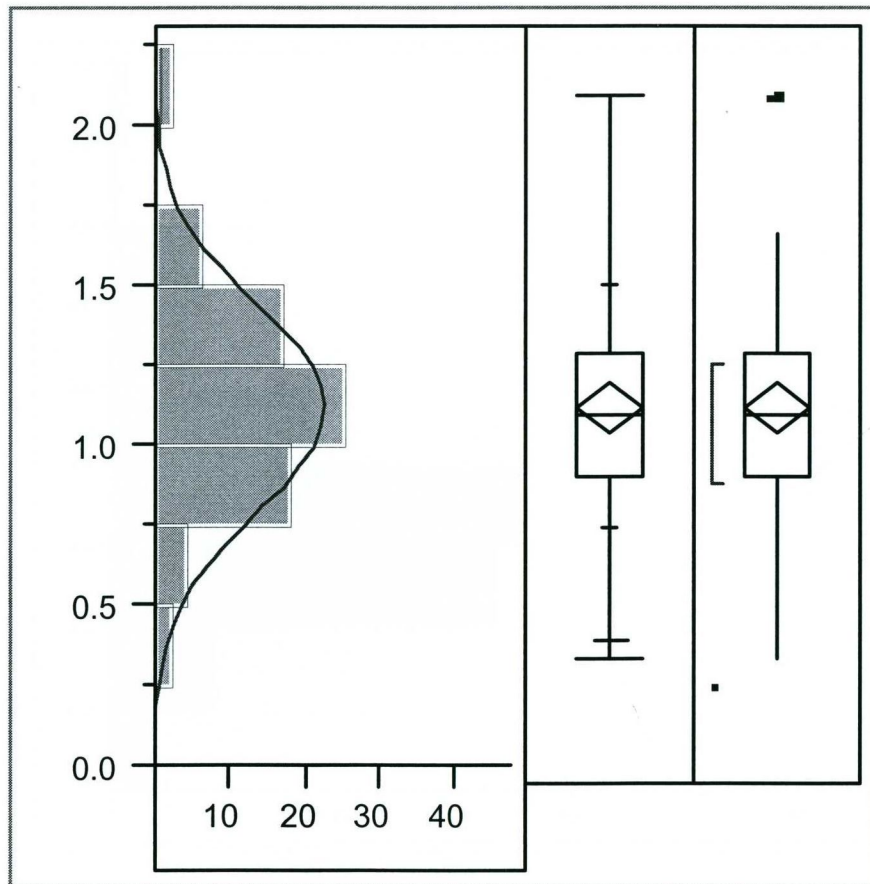


	Quantiles	
maximum	100.0%	1.7100
	99.5%	1.7100
	97.5%	1.3075
	90.0%	1.0000
quartile	75.0%	0.8425
median	50.0%	0.6400
quartile	25.0%	0.4700
	10.0%	0.2750
	2.5%	0.1438
	0.5%	0.1000
minimum	0.0%	0.1000

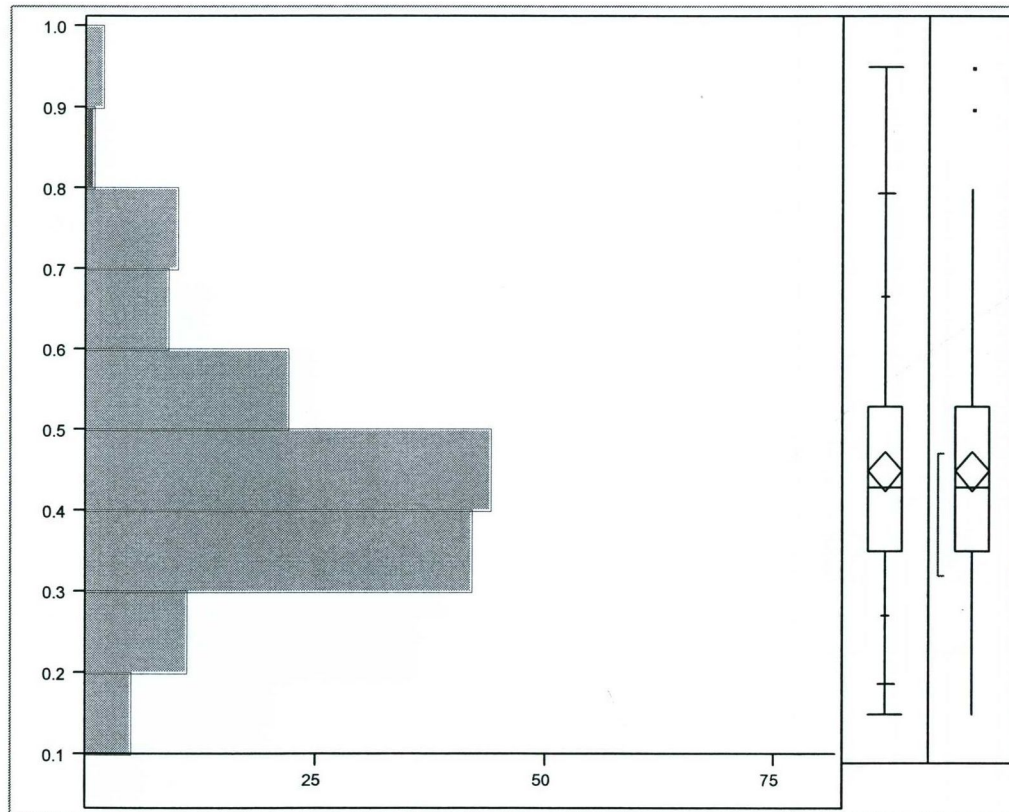
	Moments	
Mean		0.65595
Std Dev		0.28428
Std Error Mean		0.03305
Upper 95% Mean		0.72181
Lower 95% Mean		0.59008
N		74.00000
Sum Weights		74.00000



Quantiles		
Maximum	100.0%	1.7500
	99.5%	1.7500
	97.5%	1.6625
	90.0%	1.4100
quartile	75.0%	1.1500
median	50.0%	0.9000
quartile	25.0%	0.7500
	10.0%	0.6100
	2.5%	0.2375
	0.5%	0.1500
minimum	0.0%	0.1500
Moments		
Mean		0.95892
Std Dev		0.31144
Std Error Mean		0.03620
Upper 95% Mean		1.03107
Lower 95% Mean		0.88676
N		74.00000
Sum Weights		74.00000

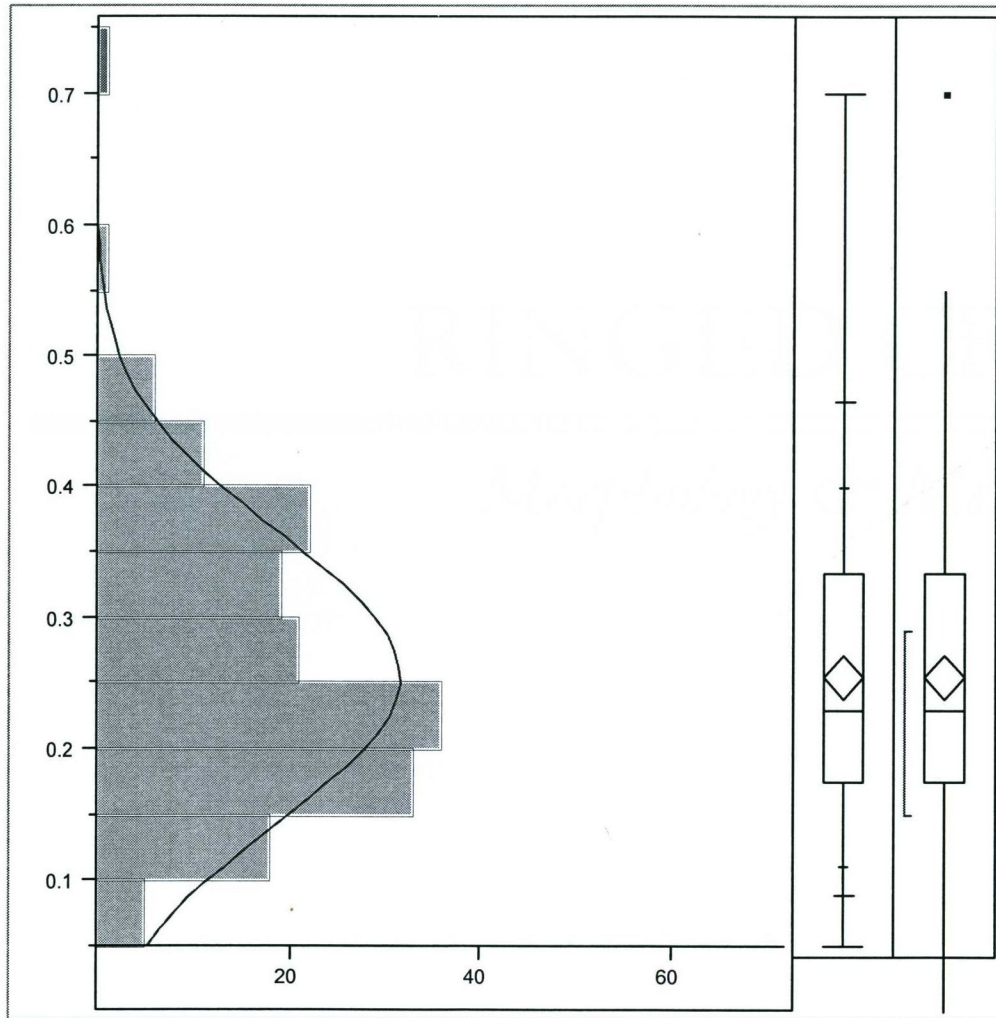


		Quantiles	
maximum	100.0%	2.1000	
	99.5%	2.1000	
	97.5%	2.1000	
	90.0%	1.5000	
	75.0%	1.2850	
quartile	50.0%	1.1000	
quartile	25.0%	0.9000	
	10.0%	0.7500	
	2.5%	0.3925	
	0.5%	0.3400	
minimum	0.0%	0.3400	
		Moments	
Mean		1.11959	
Std Dev		0.32309	
Std Error Mean		0.03756	
Upper 95% Mean		1.19445	
Lower 95% Mean		1.04474	
N		74.00000	
Sum Weights		74.00000	



Quantiles		
maximum	100.0%	0.95000
	99.5%	0.95000
	97.5%	0.79325
	90.0%	0.66600
quartile	75.0%	0.53000
median	50.0%	0.43000
quartile	25.0%	0.35000
	10.0%	0.27000
	2.5%	0.18675
	0.5%	0.15000
minimum	0.0%	0.15000

Moments	
Mean	0.4493
Std Dev	0.1530
Std Error Mean	0.0127
Upper 95% Mean	0.4743
Lower 95% Mean	0.4243
N	146.0000
Sum Weights	146.0000

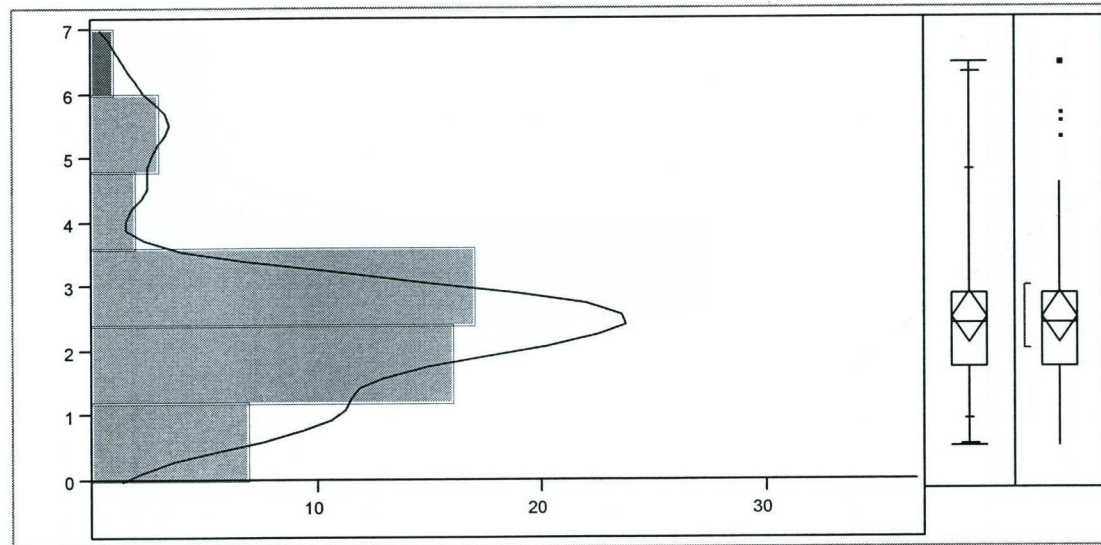


Quantiles		
maximum	100.0%	0.70000
	99.5%	0.70000
	97.5%	0.46650
	90.0%	0.40000
quartile	75.0%	0.33500
median	50.0%	0.23000
quartile	25.0%	0.17500
	10.0%	0.11200
	2.5%	0.09000
	0.5%	0.05000
minimum	0.0%	0.05000

Moments	
Mean	0.2550
Std Dev	0.1089
Std Error Mean	0.0083
Upper 95% Mean	0.2714
Lower 95% Mean	0.2387
N	173.0000
Sum Weights	173.0000

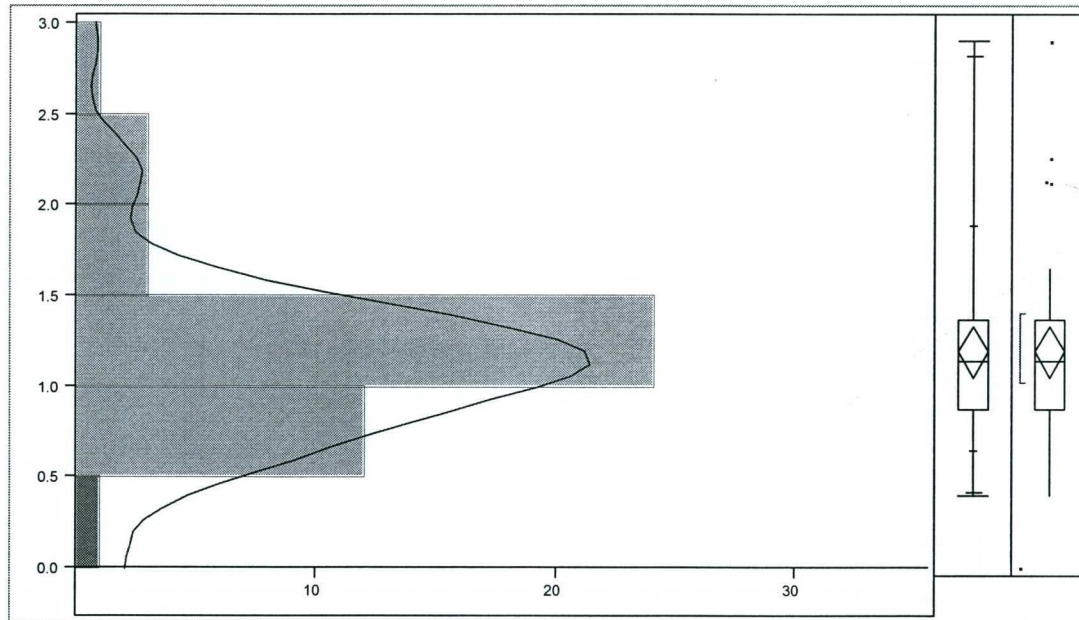
RINGED CROSSES

Morphology & Measurements



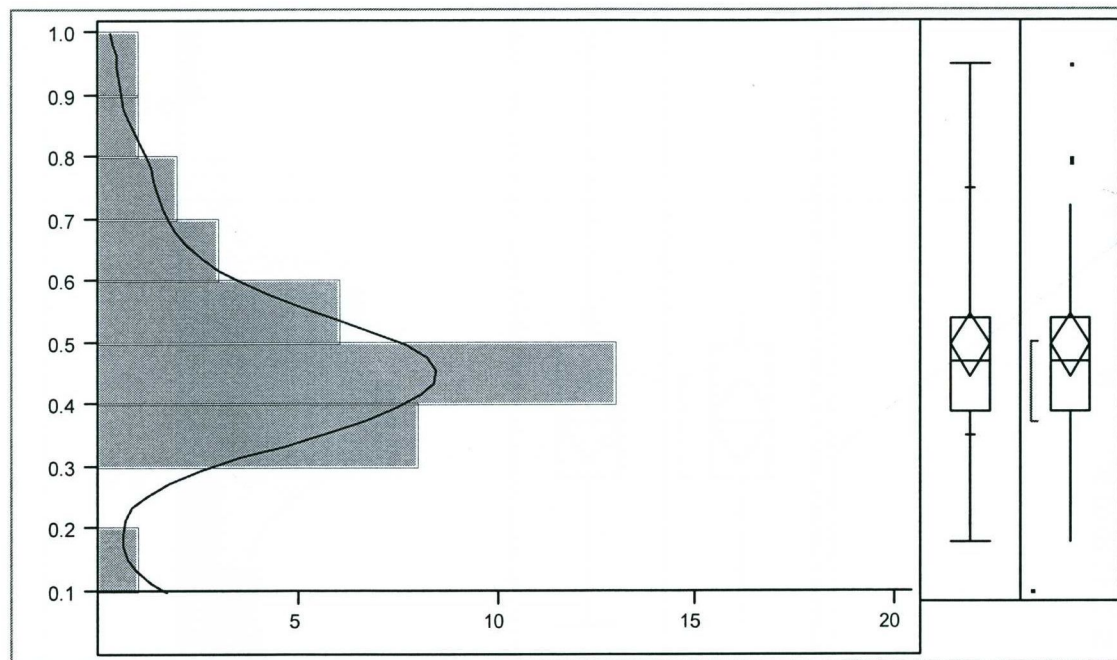
	Quantiles	
maximum	100.0%	6.4500
	99.5%	6.4500
	97.5%	6.3187
	90.0%	4.8190
quartile	75.0%	2.8850
median	50.0%	2.4000
quartile	25.0%	1.7400
	10.0%	0.9350
	2.5%	0.5263
	0.5%	0.5000
minimum	0.0%	0.5000

	Moments	
Mean		2.50130
Std Dev		1.34216
Std Error Mean		0.19789
Upper 95% Mean		2.89988
Lower 95% Mean		2.10273
N		46.00000
Sum Weights		46.00000



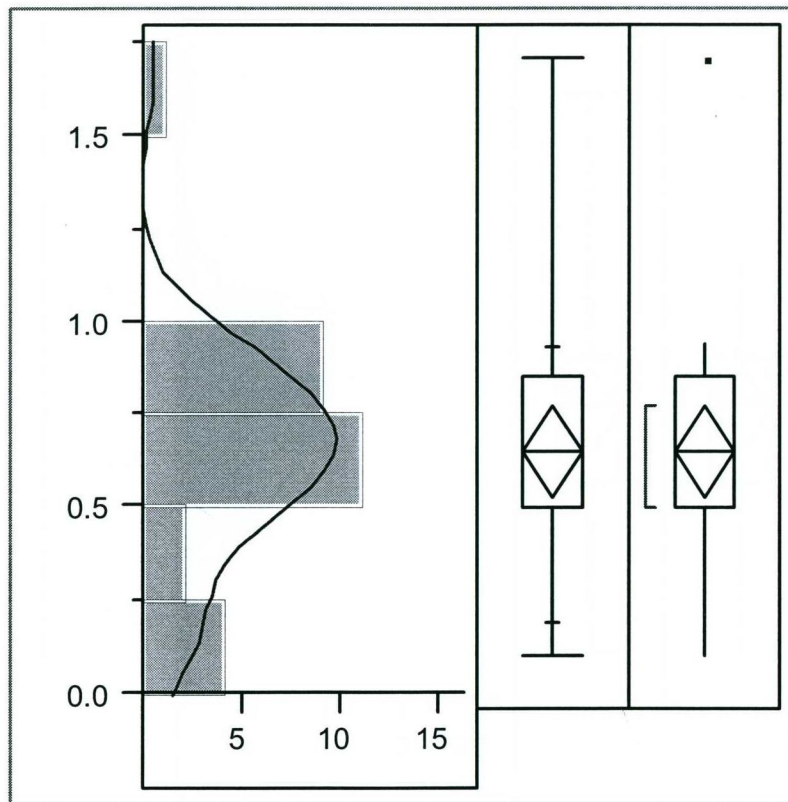
	Quantiles	
maximum	100.0%	2.9000
	99.5%	2.9000
	97.5%	2.8200
	90.0%	1.8900
quartile	75.0%	1.3650
median	50.0%	1.1400
quartile	25.0%	0.8700
	10.0%	0.6450
	2.5%	0.4150
minimum	0.5%	0.4000
	0.0%	0.4000

	Moments	
Mean		1.18909
Std Dev		0.48083
Std Error Mean		0.07249
Upper 95% Mean		1.33528
Lower 95% Mean		1.04291
N		44.00000
Sum Weights		44.00000



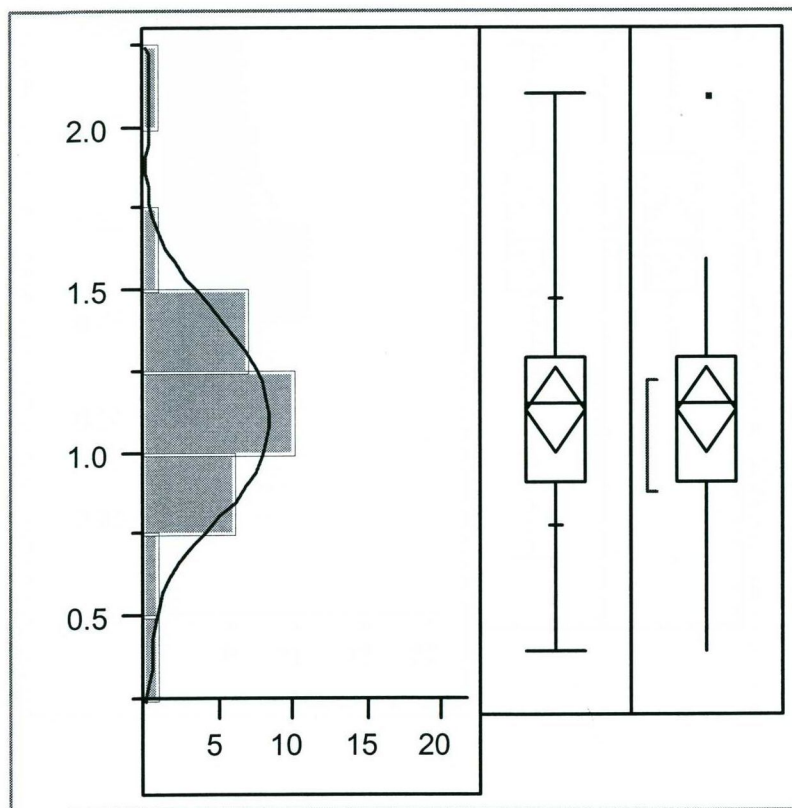
	Quantiles	
maximum	100.0%	0.95000
	99.5%	0.95000
	97.5%	0.95000
	90.0%	0.74800
quartile	75.0%	0.54000
median	50.0%	0.47000
quartile	25.0%	0.39000
	10.0%	0.35000
	2.5%	0.18000
	0.5%	0.18000
minimum	0.0%	0.18000

	Moments	
Mean		0.49600
Std Dev		0.15168
Std Error Mean		0.02564
Upper 95% Mean		0.54810
Lower 95% Mean		0.44390
N		35.00000
Sum Weights		35.00000



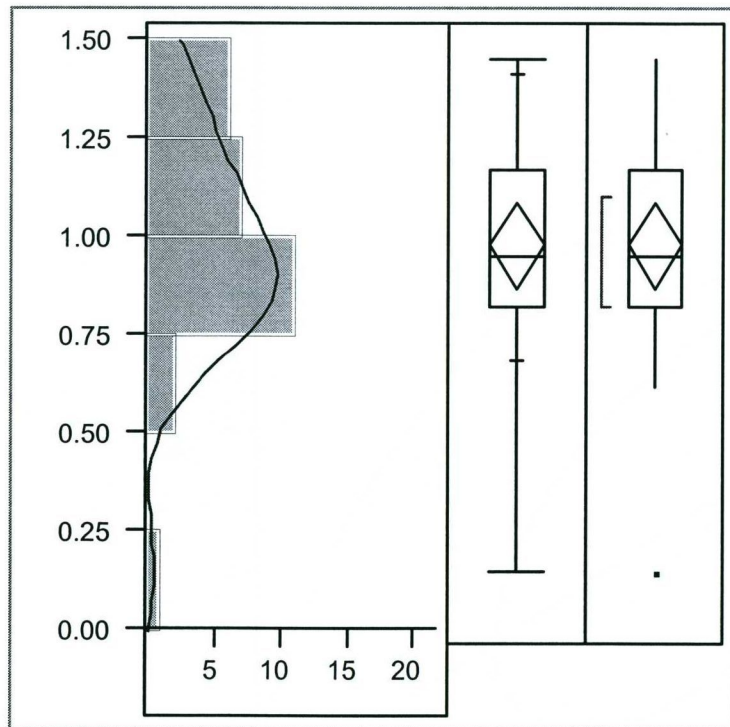
	Quantiles	
maximum	100.0%	1.7100
	99.5%	1.7100
	97.5%	1.7100
	90.0%	0.9320
	75.0%	0.8500
quartile	50.0%	0.6500
quartile	25.0%	0.5000
minimum	10.0%	0.1900
	2.5%	0.1000
	0.5%	0.1000
	0.0%	0.1000

	Moments	
Mean		0.64852
Std Dev		0.31783
Std Error Mean		0.06117
Upper 95% Mean		0.77425
Lower 95% Mean		0.52279
N		27.00000
Sum Weights		27.00000



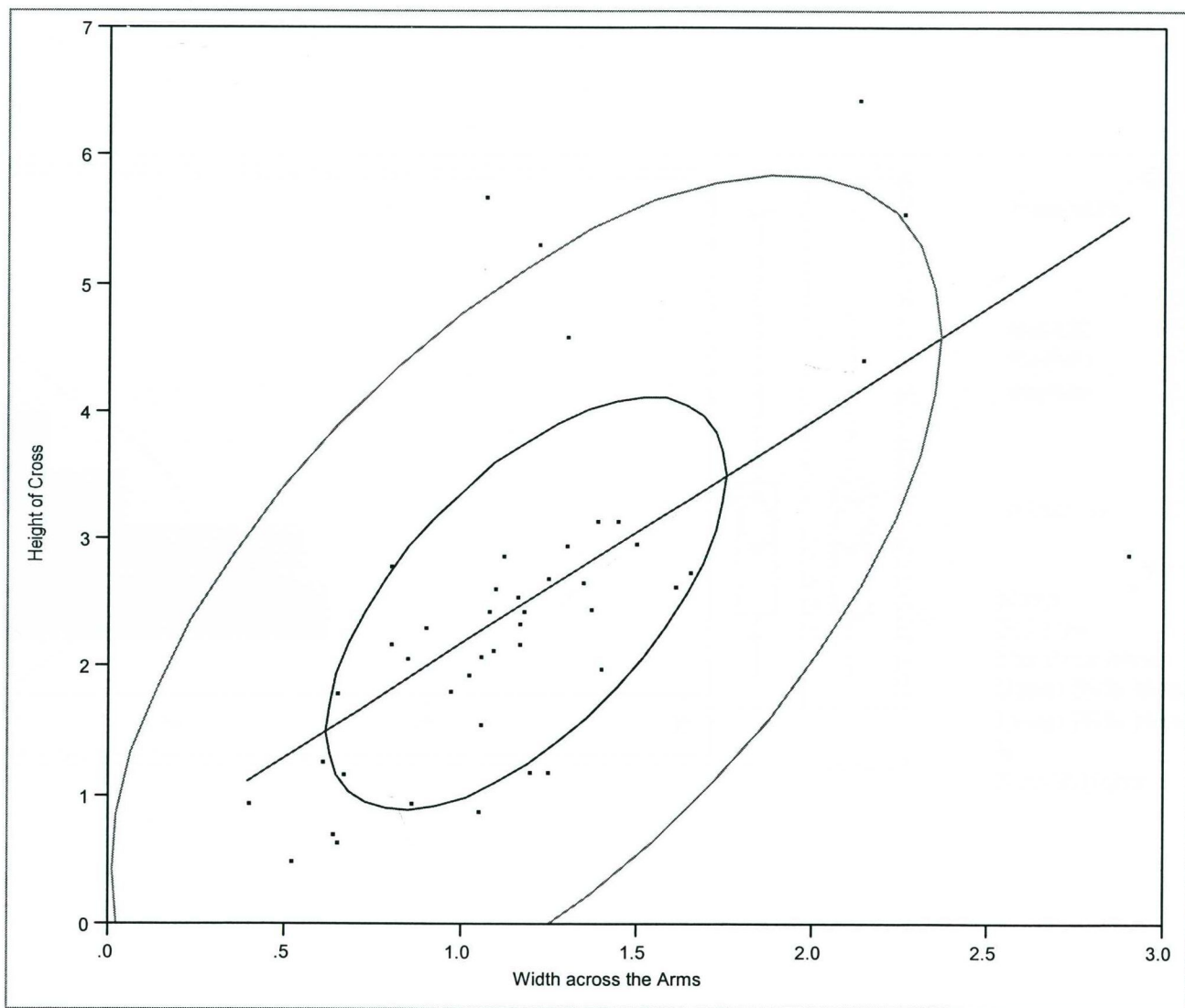
	Quantiles	
maximum	100.0%	2.1000
	99.5%	2.1000
	97.5%	2.1000
	90.0%	1.4800
	75.0%	1.3000
quartile	50.0%	1.1500
median	25.0%	0.9100
quartile	10.0%	0.7800
	2.5%	0.4000
	0.5%	0.4000
minimum	0.0%	0.4000

	Moments	
Mean		1.13222
Std Dev		0.32411
Std Error Mean		0.06238
Upper 95% Mean		1.26044
Lower 95% Mean		1.00401
N		27.00000
Sum Weights		27.00000

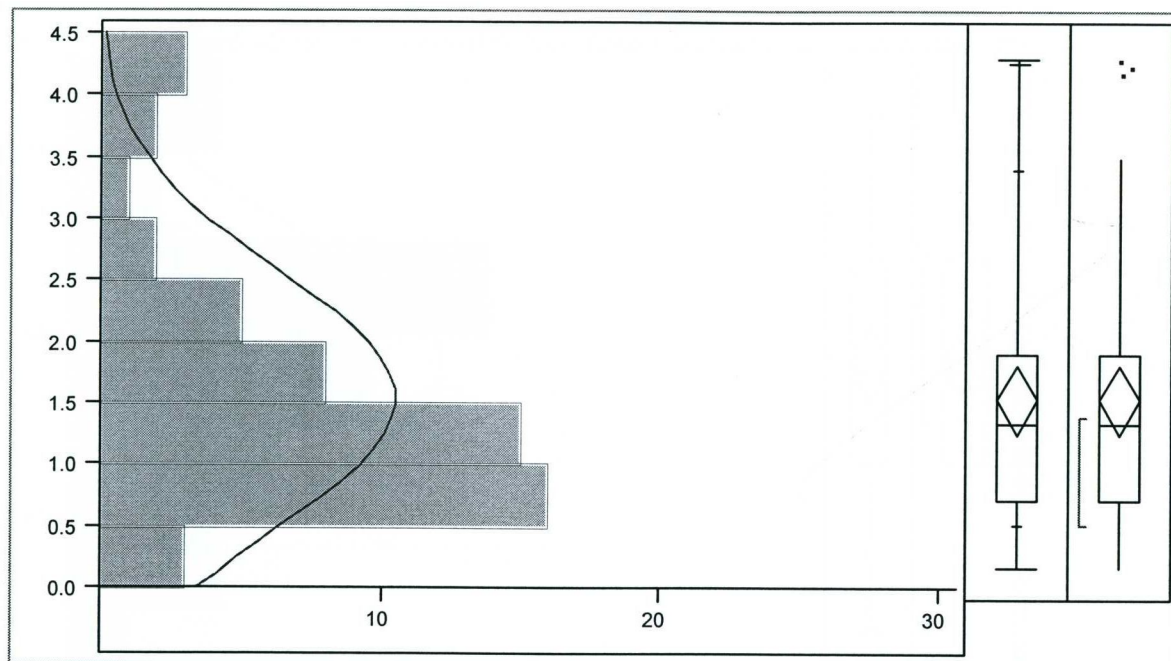


	Quantiles	
maximum	100.0%	1.4500
	99.5%	1.4500
	97.5%	1.4500
	90.0%	1.4100
quartile	75.0%	1.1700
median	50.0%	0.9500
quartile	25.0%	0.8200
	10.0%	0.6840
	2.5%	0.1500
	0.5%	0.1500
minimum	0.0%	0.1500

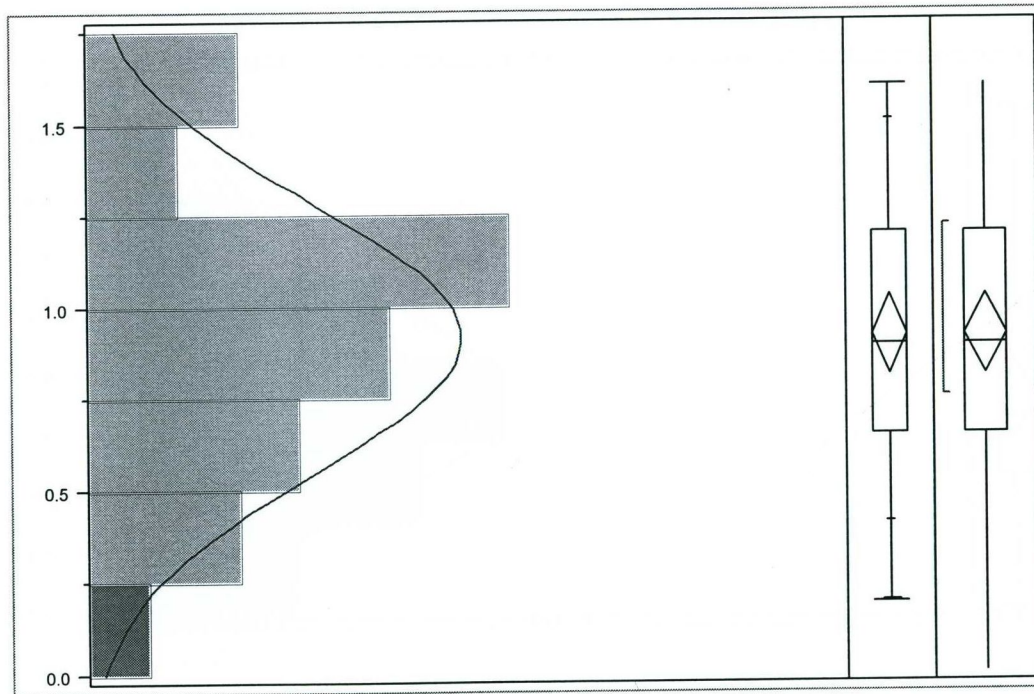
	Moments	
Mean		0.97815
Std Dev		0.28287
Std Error Mean		0.05444
Upper 95% Mean		1.09005
Lower 95% Mean		0.86625
N		27.00000
Sum Weights		27.00000



— Linear Fit
— Bivariate Normal Ellipse P=0.950
— Bivariate Normal Ellipse P=0.500

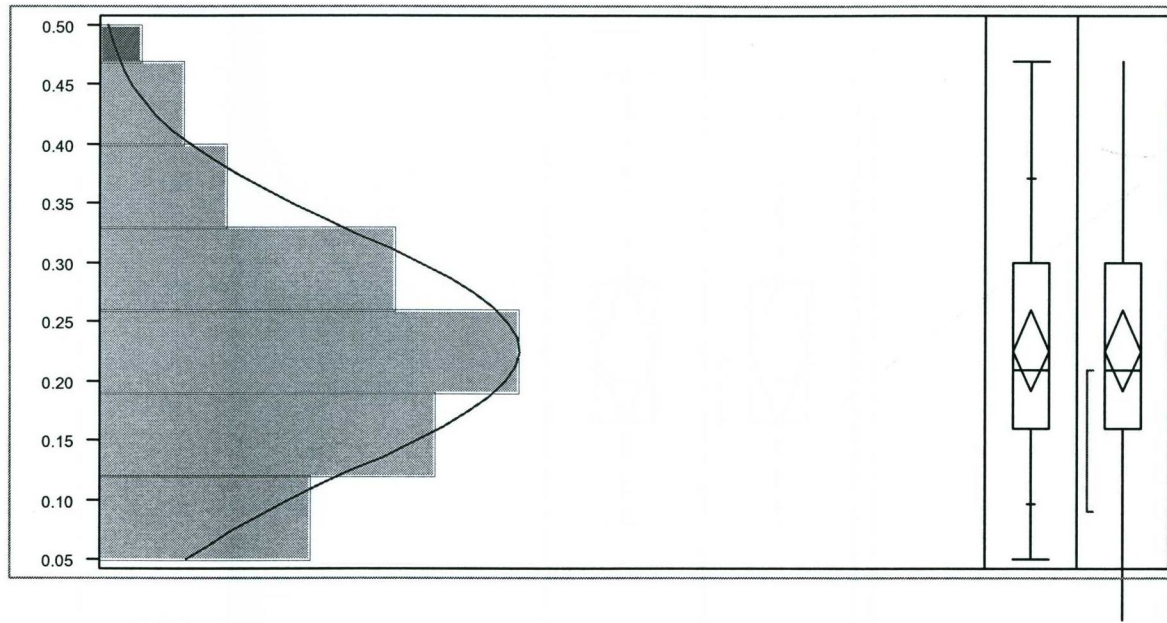


		Quantiles	
maximum	100.0%	4.3000	
	99.5%	4.3000	
	97.5%	4.2800	
	90.0%	3.4100	
	75.0%	1.9200	
quartile	50.0%	1.3500	
quartile	25.0%	0.7200	
	10.0%	0.5260	
	2.5%	0.1740	
	0.5%	0.1700	
minimum	0.0%	0.1700	
		Moments	
Mean		1.53836	
Std Dev		1.03919	
Std Error Mean		0.14012	
Upper 95% Mean		1.81930	
Lower 95% Mean		1.25743	
N		55.00000	
Sum Weights		55.00000	



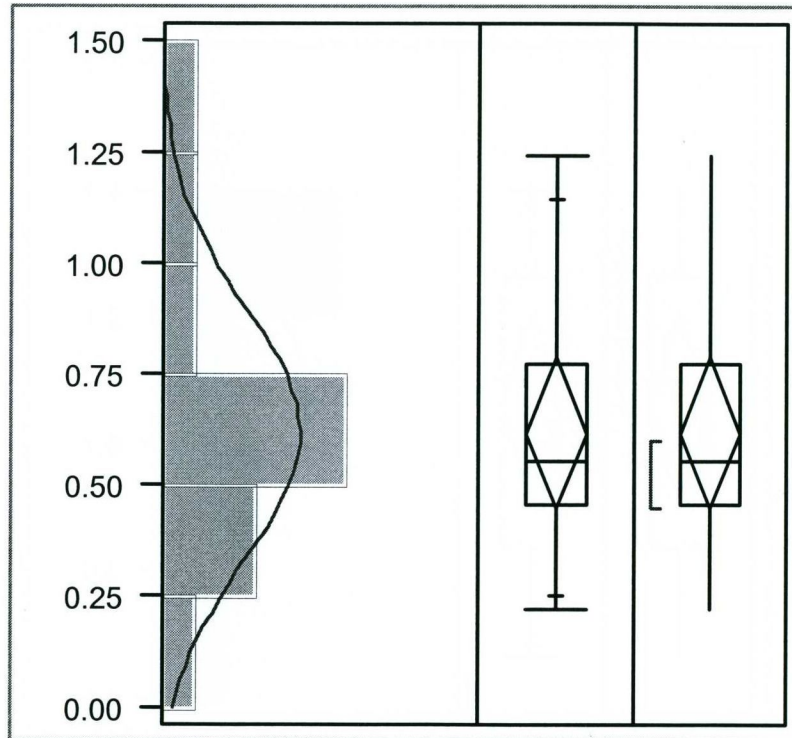
		Quantiles	
maximum	100.0%	1.6000	
	99.5%	1.6000	
	97.5%	1.6000	
	90.0%	1.5090	
	75.0%	1.2025	quartile
median	50.0%	0.8950	
	25.0%	0.6500	quartile
minimum	10.0%	0.4070	
	2.5%	0.1953	
	0.5%	0.1900	
	0.0%	0.1900	

		Moments	
Mean		0.91739	
Std Dev		0.36796	
Std Error Mean		0.05425	
Upper 95% Mean		1.02666	
Lower 95% Mean		0.80812	
N		46.00000	
Sum Weights		46.00000	



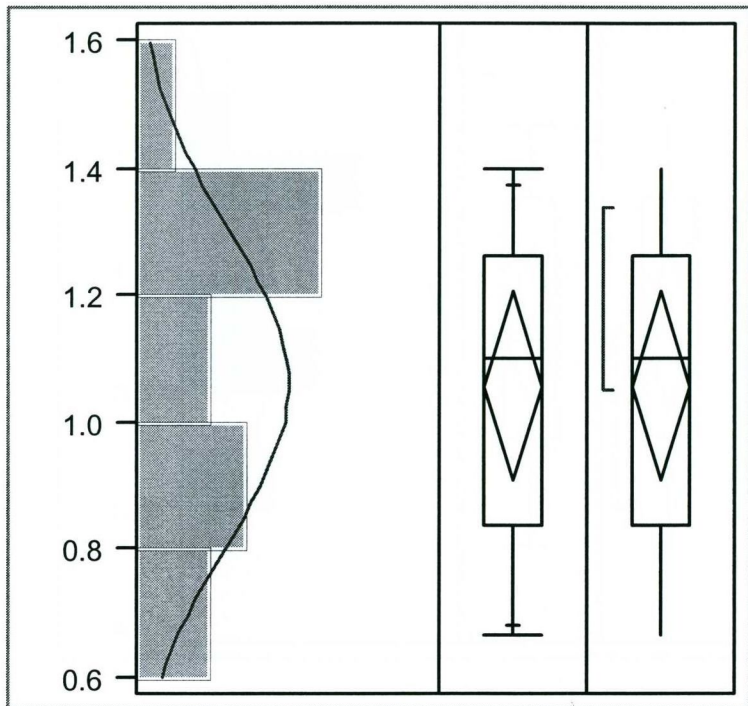
Quantiles		
maximum	100.0%	0.47000
	99.5%	0.47000
	97.5%	0.47000
	90.0%	0.37200
quartile	75.0%	0.30000
median	50.0%	0.21000
quartile	25.0%	0.16000
	10.0%	0.09700
	2.5%	0.05000
minimum	0.0%	0.05000

Moments	
Mean	0.22639
Std Dev	0.09978
Std Error Mean	0.01663
Upper 95% Mean	0.26015
Lower 95% Mean	0.19263
N	36.00000
Sum Weights	36.00000



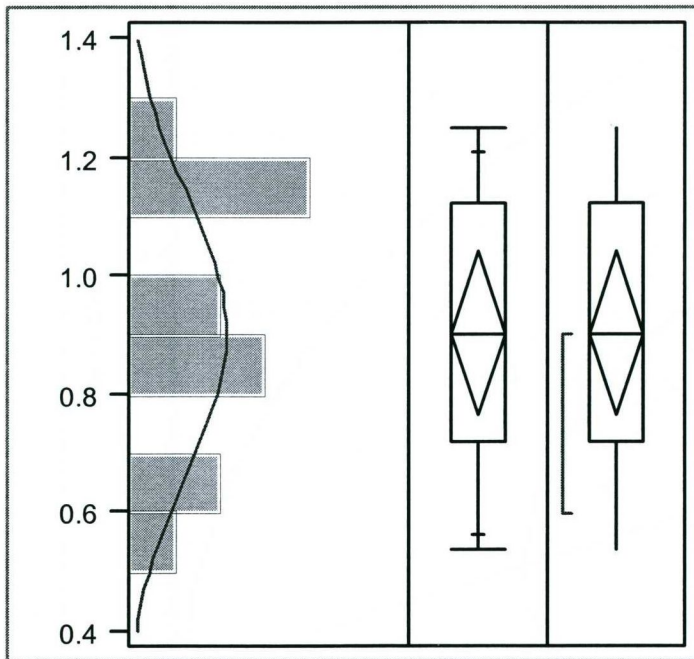
Quantiles		
maximum	100.0%	1.2500
	99.5%	1.2500
	97.5%	1.2500
	90.0%	1.1500
quartile	75.0%	0.7800
median	50.0%	0.5600
quartile	25.0%	0.4600
	10.0%	0.2520
	2.5%	0.2200
minimum	0.0%	0.2200

Moments	
Mean	0.62000
Std Dev	0.28267
Std Error Mean	0.07840
Upper 95% Mean	0.79081
Lower 95% Mean	0.44919
N	13.00000
Sum Weights	13.00000



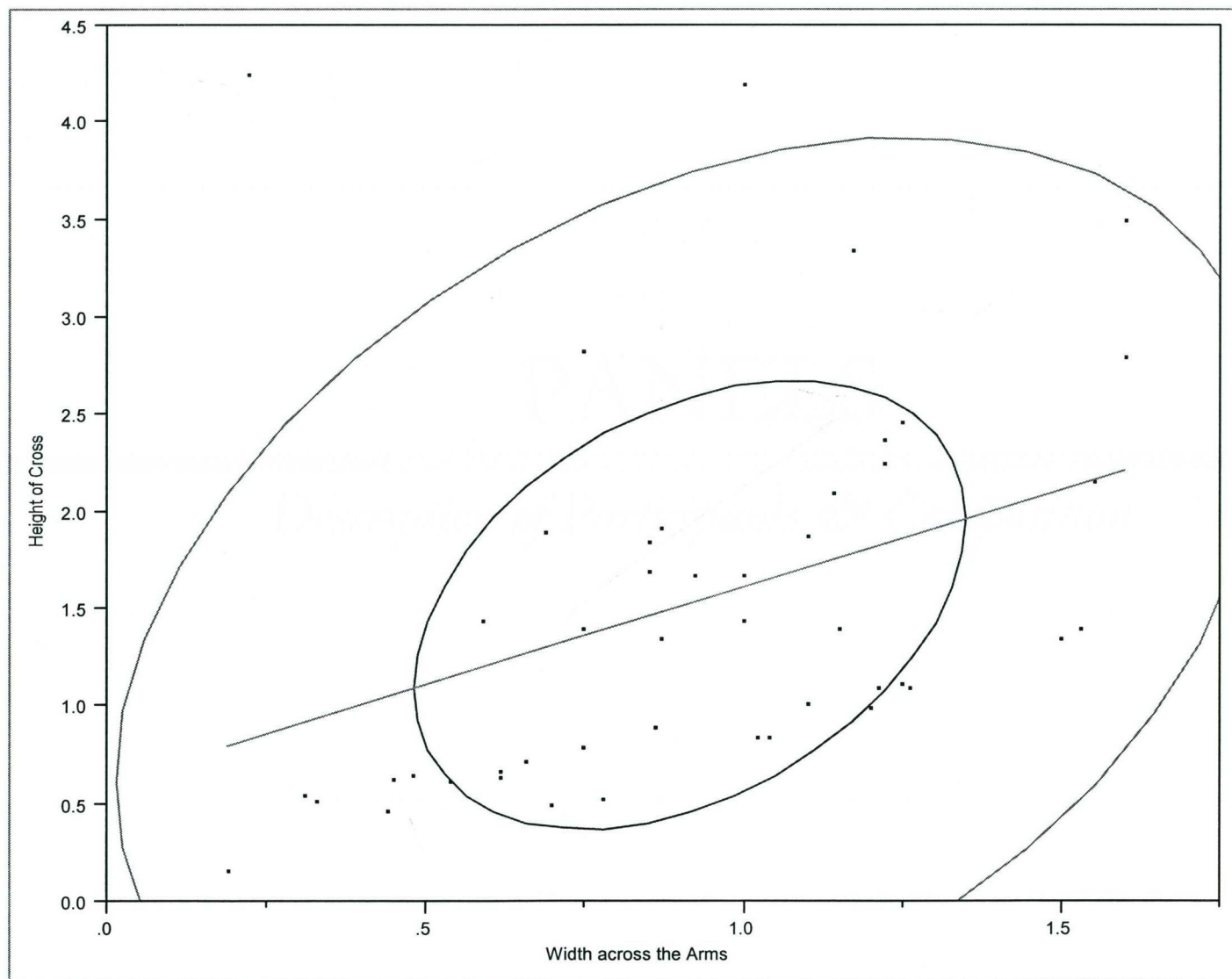
		Quantiles	
maximum	100.0%		1.4000
	99.5%		1.4000
	97.5%		1.4000
	90.0%		1.3760
quartile	75.0%		1.2650
median	50.0%		1.1000
quartile	25.0%		0.8400
	10.0%		0.6820
	2.5%		0.6700
	0.5%		0.6700
minimum	0.0%		0.6700

		Moments	
Mean			1.05923
Std Dev			0.24608
Std Error Mean			0.06825
Upper 95% Mean			1.20794
Lower 95% Mean			0.91052
N			13.00000
Sum Weights			13.00000



	Quantiles	
maximum	100.0%	1.2500
	99.5%	1.2500
	97.5%	1.2500
	90.0%	1.2100
quartile	75.0%	1.1250
median	50.0%	0.9000
quartile	25.0%	0.7200
	10.0%	0.5640
	2.5%	0.5400
minimum	0.5%	0.5400
	0.0%	0.5400

	Moments	
Mean		0.90385
Std Dev		0.23110
Std Error Mean		0.06410
Upper 95% Mean		1.04350
Lower 95% Mean		0.76419
N		13.00000



— Bivariate Normal Ellipse P=0.950
— Bivariate Normal Ellipse P=0.500
— Linear Fit

PANELS

Description of Participants & Composition

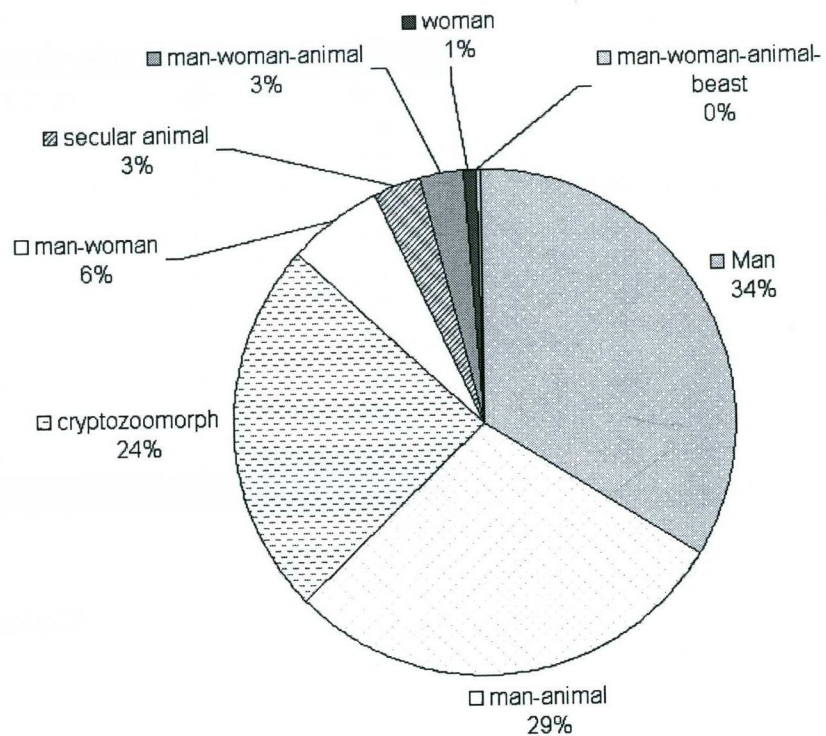


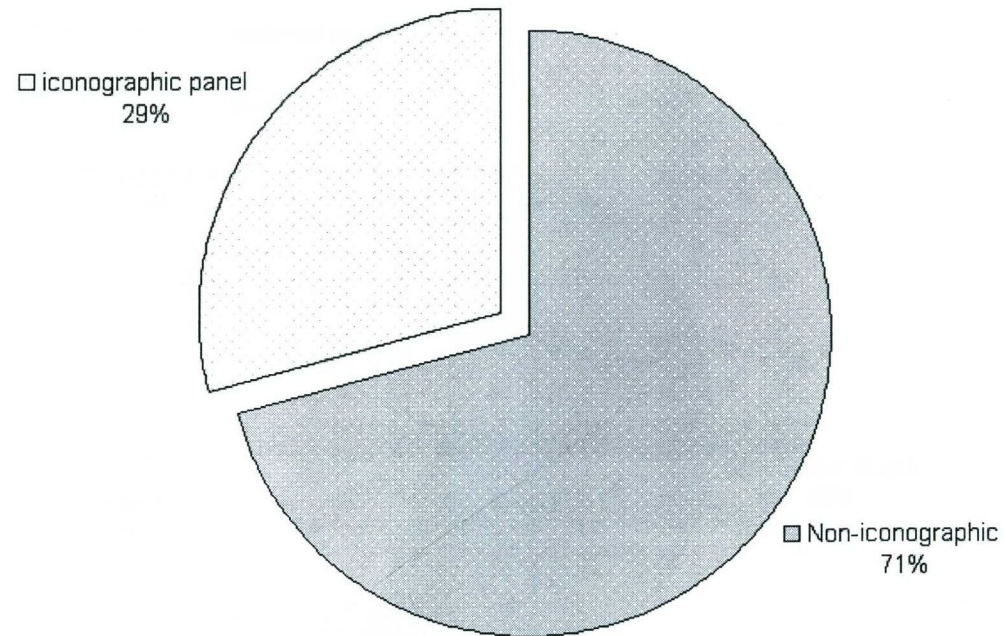
Figure Composition	Count	%
Man	286	33%
man-animal	249	29%
cryptozoomorph	213	25%
man-woman	51	6%
secular animal	27	3%
man-woman-animal	23	3%
woman	4	0%
man-woman-animal-beast	3	0%
Grand Total	856	100%

Description of figures	Count	%
All figures Arranged in Triad Formation	281	66%
Riding Figure	31	7%
Interlaced Figures	30	7%
Seated Figure	26	6%
Gripping Male Partner	21	5%
Dancing/Wrestling	15	3%
All Figures in Gripping Style	11	3%
Gripping Beard	5	1%
Seated figures facing one another	4	1%
In prayer (Orans posture)	3	1%
Legs are Crossed	2	0%
Grand Total	429	100%

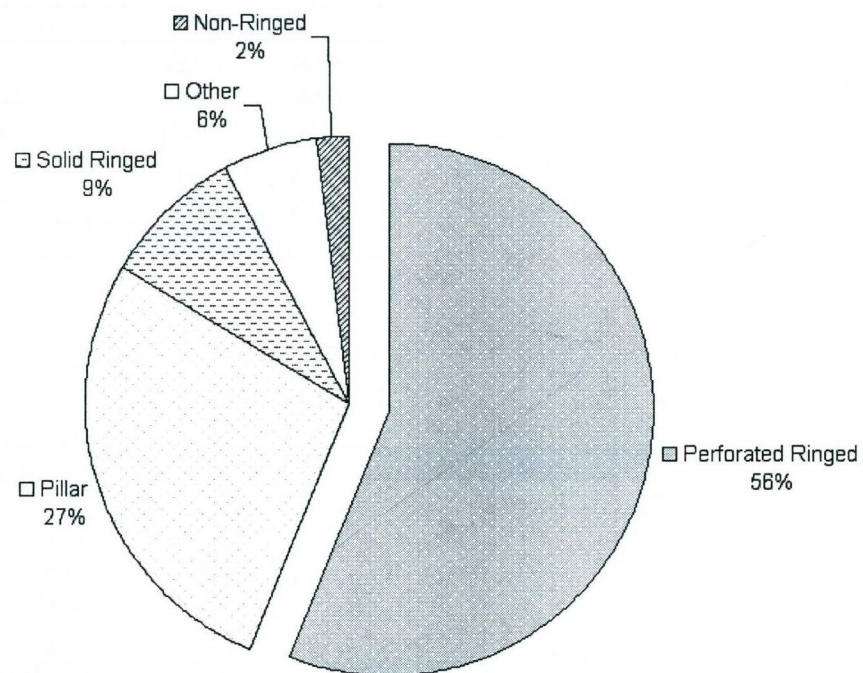
Some figure codes: not exhaustive

PANELS

Identified Iconography



Iconographic Scene	Total	%
Non-iconographic	1094	71%
iconographic panel	451	29%
Total	1545	100%



Cross Code	Total	Total
Perforated Ringed	253	56%
Pillar	124	27%
Solid Ringed	39	9%
Other	26	6%
Non-Ringed	9	2%
Grand Total	451	1568

Count of Iconographic Scene

Cross Code	No Iconographic	Total	% Have
Perforated Ringed	578	831	30%
Pillar	293	417	30%
Solid Ringed	95	134	29%
Other	97	123	21%
Non-Ringed	31	40	23%
Grand Total	1081	1588	31%

Number of iconographic panels

Cross Code	Count	% of all panels	Crosses	Average number of panels
Perforated Ringed	831	54%	37	22
Pillar	417	27%	35	12
Solid Ringed	134	9%	16	8
Other	123	8%	16	8
Non-Ringed	40	3%	9	4
Grand Total	1545	100%	113	14

ICONOGRAPHY

Main Scenes (Individual)

Iconographic Scene	Count	%
The Crucifixion	52	12%
Adam And Eve	23	5%
The Sacrifice Of Isaac	22	5%
Daniel In The Lion's Den	21	5%
Cain Slays Abel	13	3%
David Slays The Lions	13	3%
Sts Paul And Anthony Breaking Bread	12	3%
The Apostles	12	3%
Local Meanings - See Page Reference	11	2%
The Baptism Of Christ	11	2%
The Multiplication Of The Loaves And The Fishes	10	2%
The Adoration Of The Magi	10	2%
The Thieves	9	2%
The Three Children In The Fiery Furnace	9	2%
The 1st Mocking/Flagellation Of Christ	8	2%
The Last Judgement	7	2%
The Temptation Of St. Anthony	7	2%
David As Harper	7	2%
Noah's Ark	7	2%
The Marriage Feast Of Cana	7	2%
Sts. Paul & Anthony overcoming The Devil	7	2%
The Risen Christ	6	1%
Adam And Eve Knowing Their Nakedness	6	1%
Christ	6	1%
The Kiss of Judas	5	1%
The 12 Apostles	5	1%
Traditio Calvium	5	1%
David With The Head Of Goliath	5	1%
David Scenes	5	1%
The Denial Of Christ	4	1%
David And Goliath	4	1%
Christ's Entry Into Jerusalem	4	1%
Pilate Washes His Hands	3	1%
David Proclaimed King Of Israel	3	1%
Moses Smiting Water From The Rock	3	1%
The 2nd Mocking Of Christ	3	1%
The Annunciation	3	1%
The Naming Of John The Baptist	3	1%
The 2nd Coming Of Christ	3	1%
John The Baptist Recognising / Embracing Christ	3	1%
Other Iconographic themes	94	19%
Total	451	100%

Scenes representing 1% of total and more

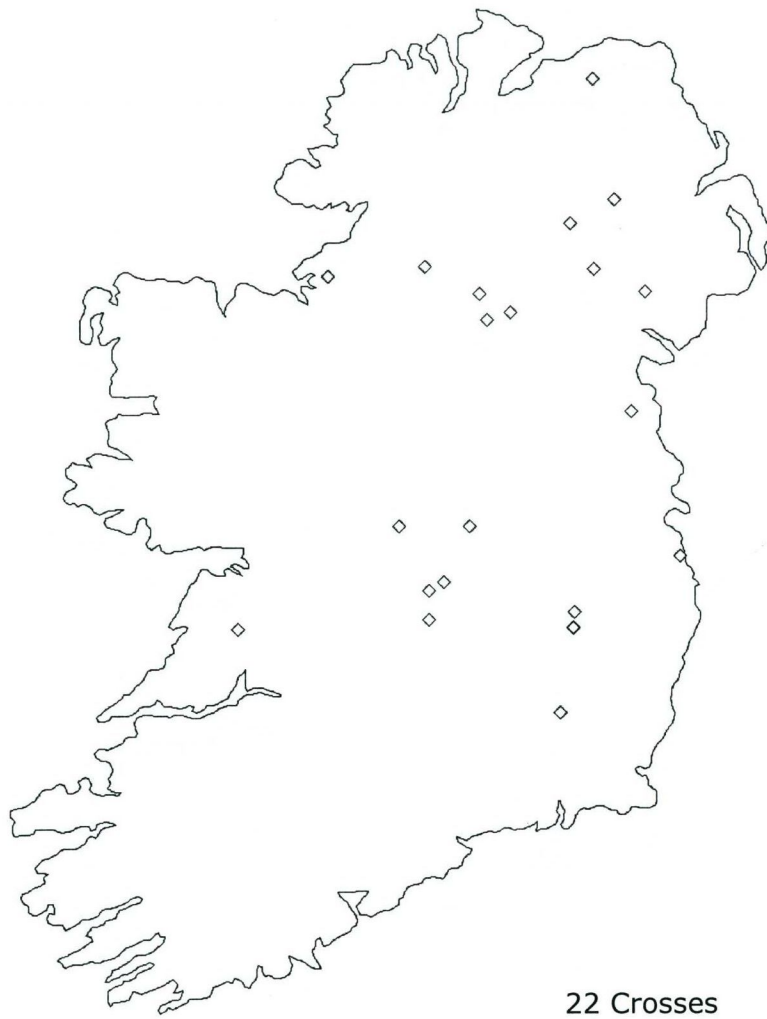
Iconographic Scene	Count	%
The Crucifixion	27	11%
Daniel In The Lion's Den	11	4%
The Sacrifice Of Isaac	9	4%
Adam And Eve	8	3%
Cain Slays Abel	7	3%
Sts Paul And Anthony Breaking Bread	7	3%
The Apostles	7	3%
David Slays The Lions	6	2%
Local Meanings - See Page Reference	6	2%
The Multiplication Of The Loaves And The Fishes	6	2%
The Thieves	6	2%
The 1st Mocking/Flagellation Of Christ	6	2%
The Last Judgement	6	2%
Sts. Paul & Anthony overcoming The Devil	6	2%
The Risen Christ	6	2%
The Three Children In The Fiery Furnace	5	2%
The Temptation Of St. Anthony	5	2%
The 12 Apostles	5	2%
The Adoration Of The Magi	4	2%
David As Harper	4	2%
The Kiss of Judas	4	2%
Triditio Calvium	4	2%
The Denial Of Christ	4	2%
Other Iconographic Themes	94	37%
Total	253	100%

Iconographic Scene	Count	%
The Crucifixion	11	28%
The Sacrifice Of Isaac	2	5%
Sts Paul And Anthony Breaking Bread	2	5%
The Apostles	2	5%
Local Meanings - See Page Reference	2	5%
The Thieves	2	5%
David As Harper	2	5%
David With The Head Of Goliath	2	5%
Adam And Eve	1	3%
Cain Slays Abel	1	3%
David Slays The Lions	1	3%
The 1st Mocking/Flagellation Of Christ	1	3%
The Last Judgement	1	3%
Sts. Paul & Anthony overcoming The Devil	1	3%
The Temptation Of St. Anthony	1	3%
The Kiss of Judas	1	3%
David And Goliath	1	3%
The 2nd Mocking Of Christ	1	3%
The Annunciation	1	3%
The Lord Reproves Adam	1	3%
The Virgin Mary	1	3%
The Visitation	1	3%
Grand Total	39	100%

Iconographic Scene	Count	%
The Crucifixion	4	44%
The Multiplication Of The Loaves And The Fishes	1	11%
Christ	1	11%
David Scenes	1	11%
Majestas Domini/Christ In Glory	1	11%
Sts Paul And Anthony In The Desert	1	11%
Grand Total	9	100%

Iconographic Scene	Count	%
The Sacrifice Of Isaac	10	8%
Adam And Eve	10	8%
The Baptism Of Christ	8	6%
Daniel In The Lion's Den	7	6%
The Adoration Of The Magi	6	5%
Noah's Ark	6	5%
The Marriage Feast Of Cana	6	5%
Cain Slays Abel	5	4%
David Slays The Lions	5	4%
The Crucifixion	4	3%
The Multiplication Of The Loaves And The Fishes	3	2%
David Scenes	3	2%
Sts Paul And Anthony Breaking Bread	3	2%
The Apostles	3	2%
Local Meanings - See Page Reference	3	2%
The Three Children In The Fiery Furnace	3	2%
Adam And Eve Knowing Their Nakedness	3	2%
Christ's Entry Into Jerusalem	3	2%
Christ	2	2%
David And Goliath	2	2%
The Naming Of John The Baptist	2	2%
The Resurrection	2	2%
The Annunciation Of The Shepard's	2	2%
Other Iconography	23	19%
Total	124	100%

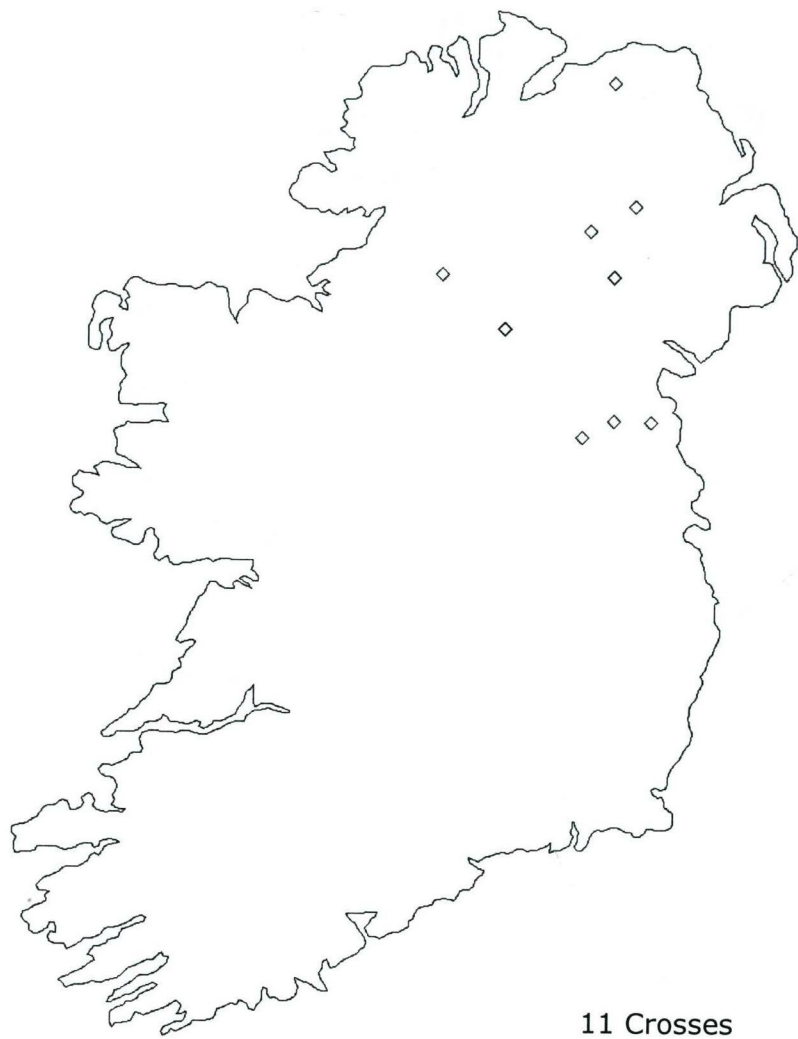
Iconographic Scene	Count	%
The Crucifixion	6	23%
Adam And Eve	4	15%
Daniel In The Lion's Den	3	12%
The 2nd Coming Of Christ	2	8%
The Sacrifice Of Isaac	1	4%
The Baptism Of Christ	1	4%
David Slays The Lions	1	4%
The Three Children In The Fiery Furnace	1	4%
Christ	1	4%
David With The Head Of Goliath	1	4%
The Thieves	1	4%
Christ Before The Doctors	1	4%
St. Michael Weighing Souls	1	4%
Sts Paul And Anthony	1	4%
The Three Holy Woman Coming To The Tomb	1	4%
Grand Total	26	100%



Adam & Eve



The Apostles



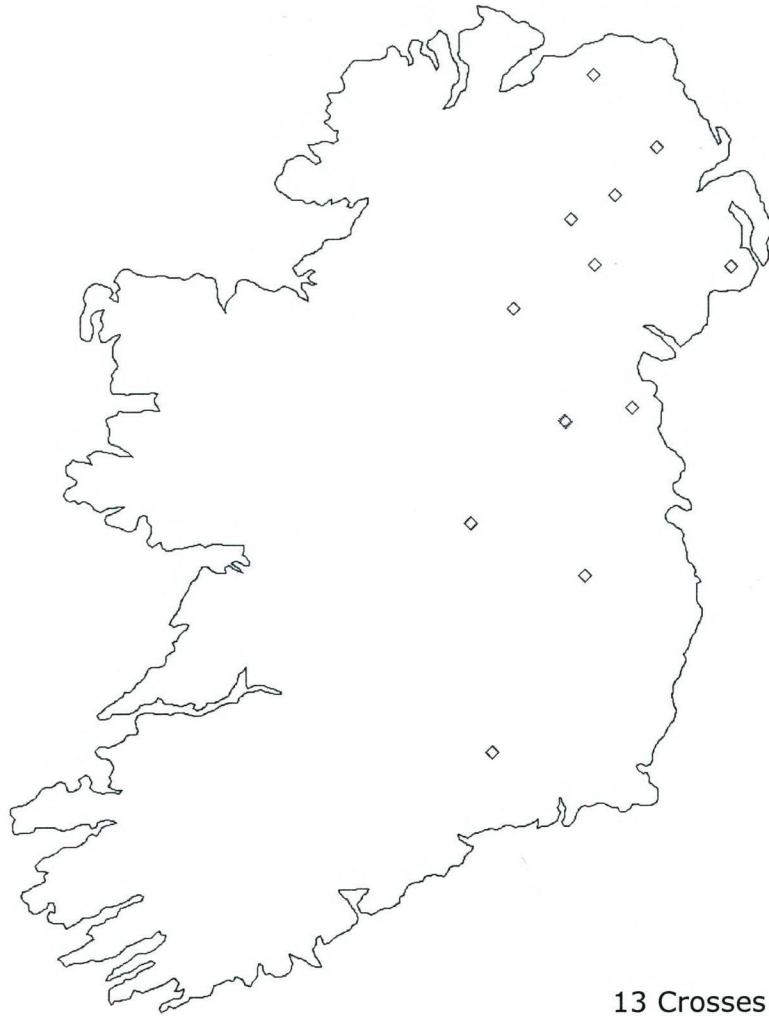
11 Crosses

Baptism of Christ



5 Crosses

The Thieves



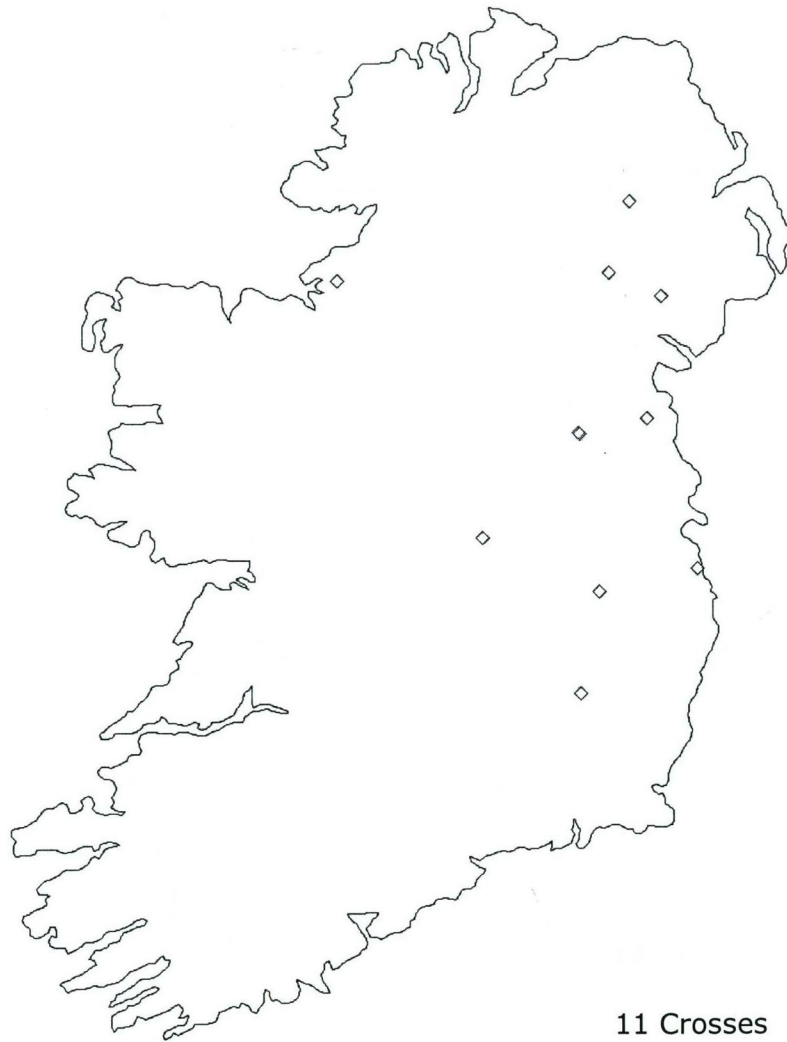
13 Crosses

Cain slays Abel



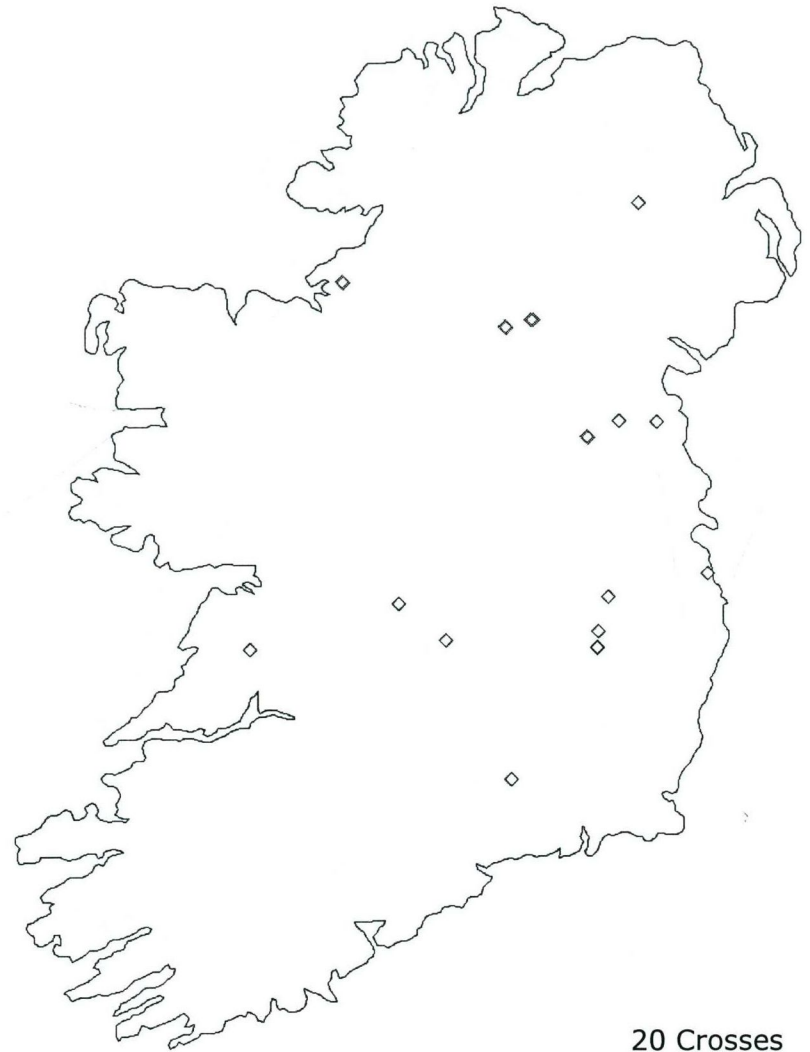
22 Crosses

The sacrifice of Isaac



11 Crosses

Daniel slays the Lions



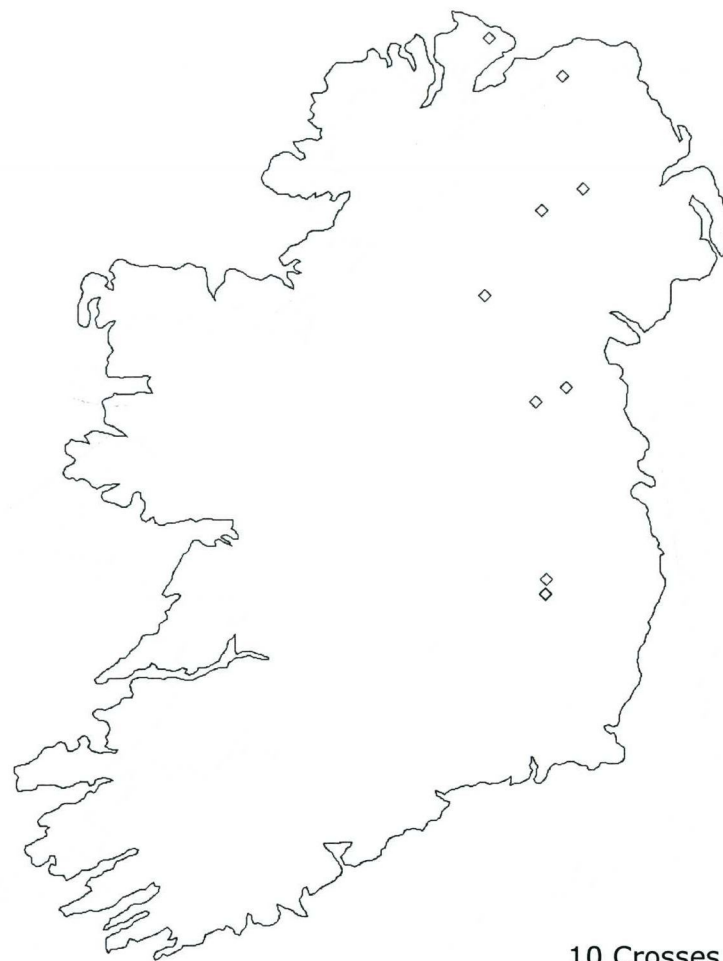
20 Crosses

Daniel in the Lions Den



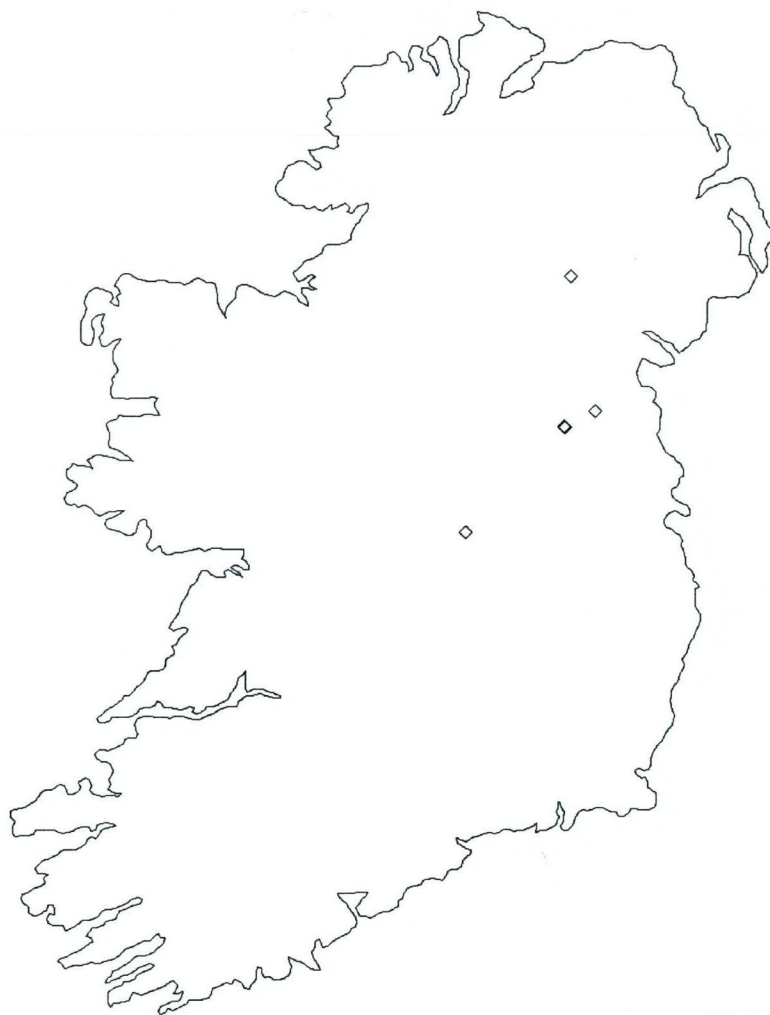
12 Crosses

Paul and Anthony Breaking Bread



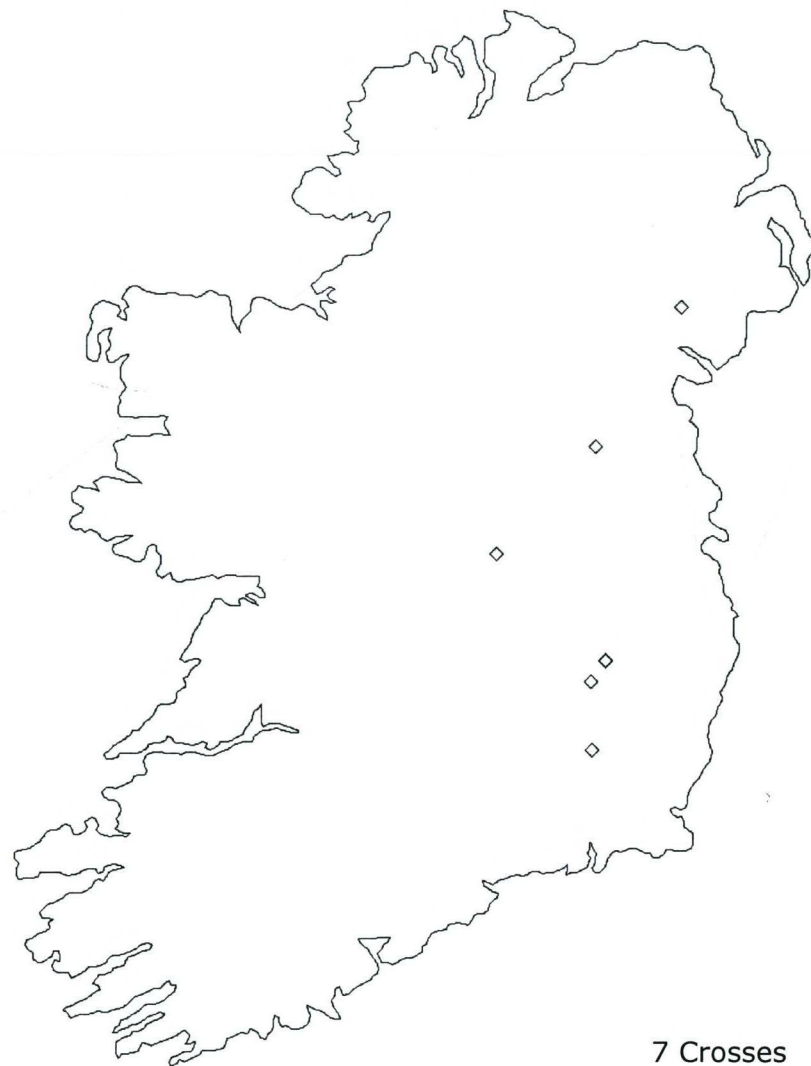
10 Crosses

Multiplication of Loaves and Fish



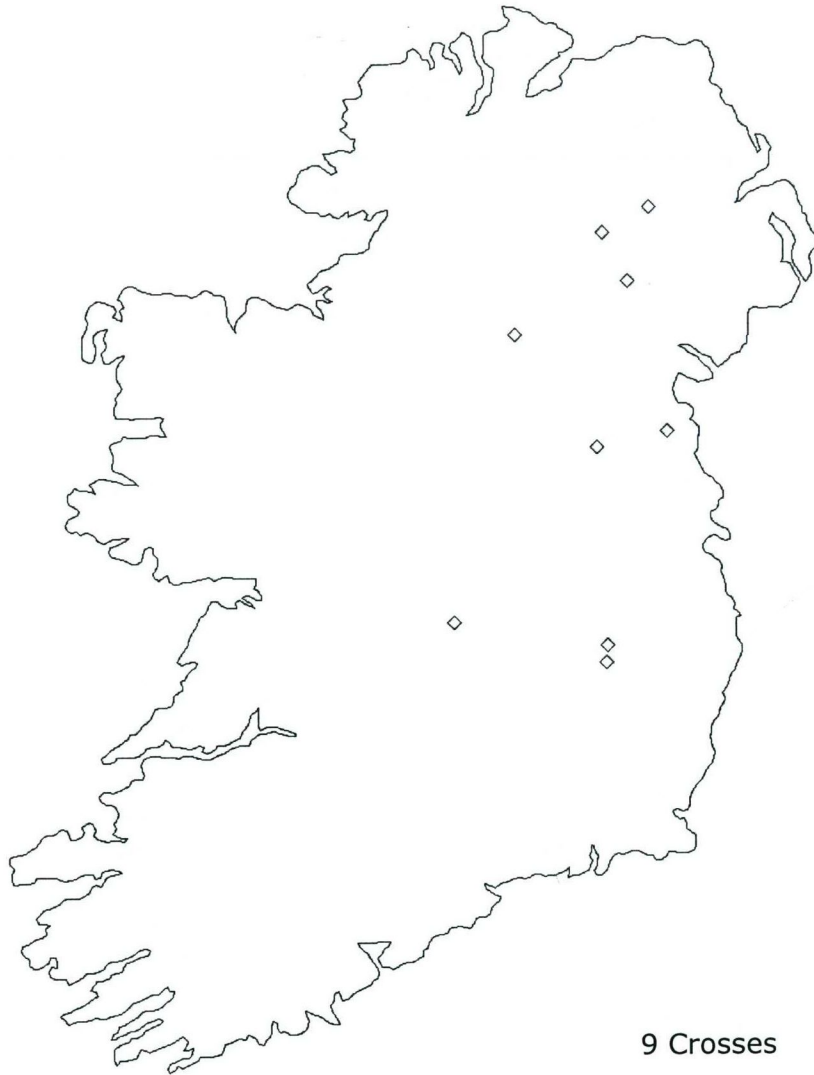
6 Crosses

Adam and Eve knowing nakedness

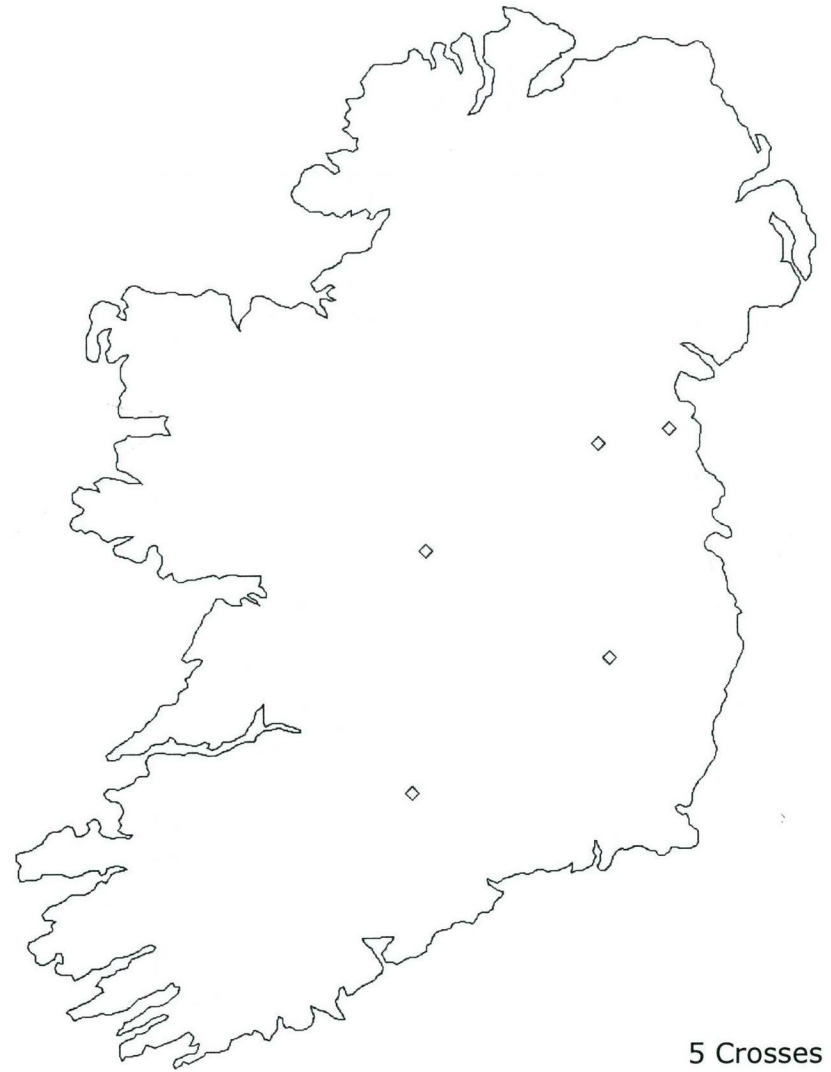


7 Crosses

David as Harper



Children in the Fiery Furnace



Kiss of Judas



Marriage Feast of Cana

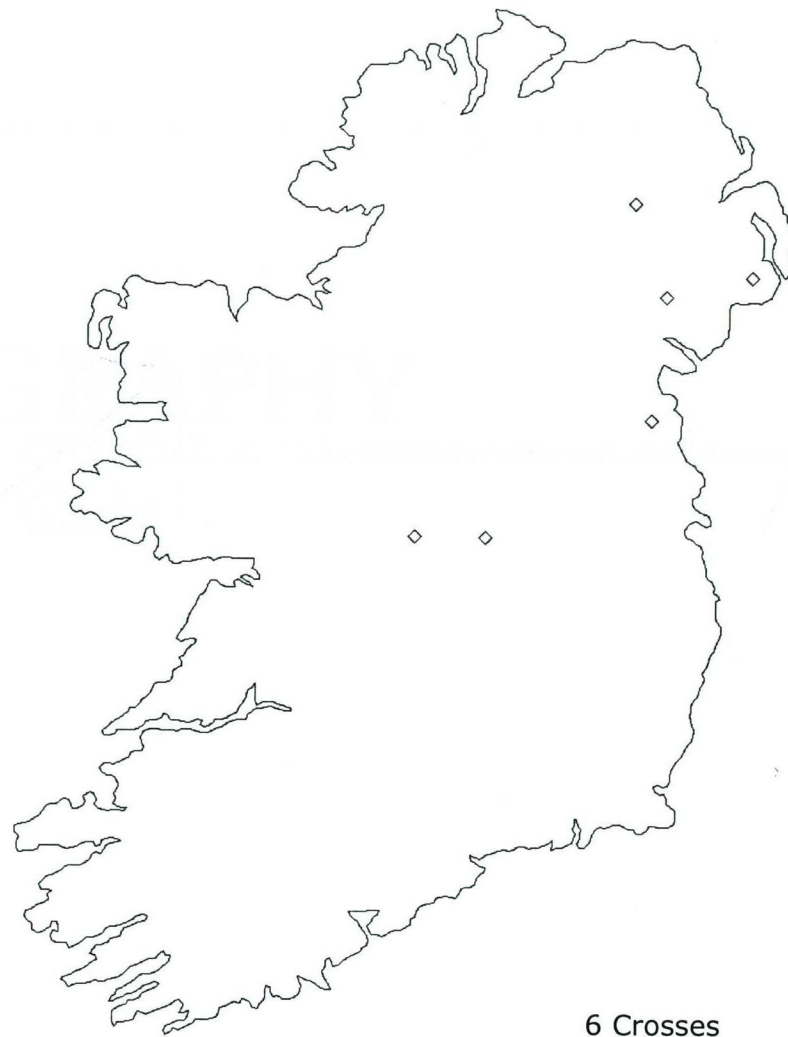


Noah's Ark



7 Crosses

Temptation of St. Anthony

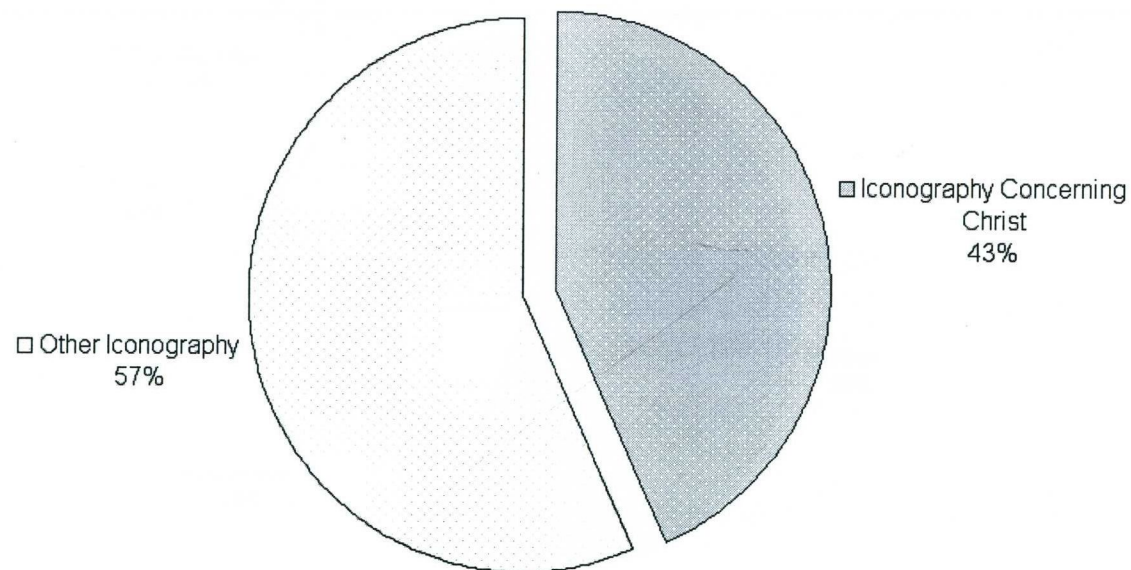


6 Crosses

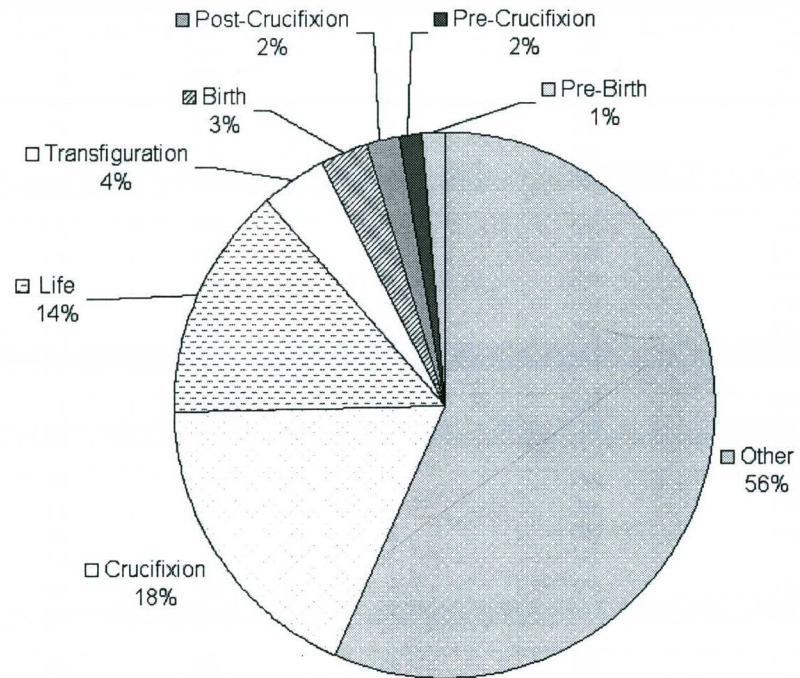
The Last Judgement

ICONOGRAPHY

Life of Christ

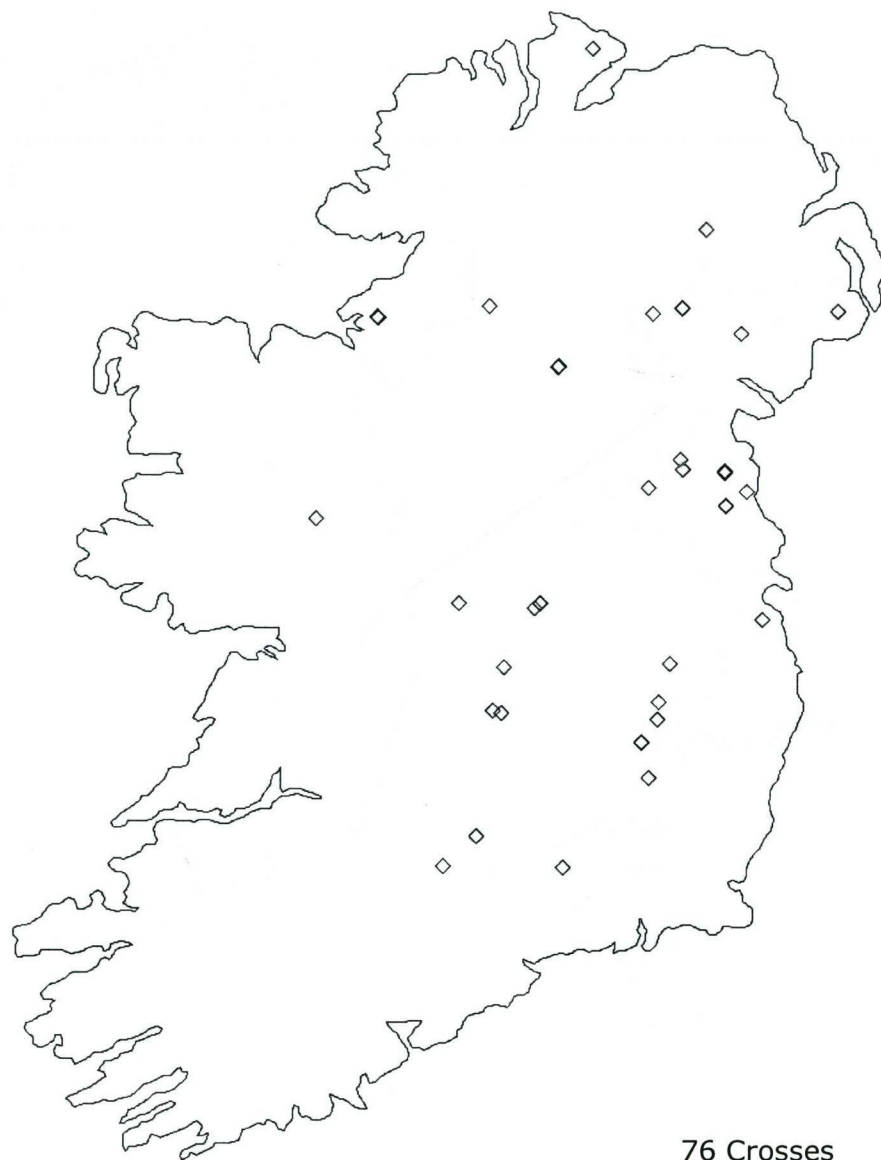


Christ	Count	%
Iconography Concerning Christ	195	43%
Other Iconography	256	57%
Total	451	100%



Christ's Life	Count	%
Other	256	57%
Crucifixion	81	18%
Life	63	14%
Transfiguration	17	4%
Birth	13	3%
Post-Crucifixion	8	2%
Pre-Crucifixion	7	2%
Pre-Birth	6	1%
Grand Total	451	100%

Cardinal	Panel	Birth		Crucifixion		Life		Other		Post-Crucifixion		Pre-Birth		Pre-Crucifixion		Transfiguration		total Count	Total %
		Count	%	Count	%	Count	%	Count	%	Count	%	Count	%	Count	%	Count	%		
East	SHAFT	3	23%	5	6%	19	30%	59	23%	1	13%	2	33%	2	29%	2	12%	93	21%
	HEAD		0%	14	17%	6	10%	14	5%		0%		0%	5	29%			39	9%
	ARM L	1	8%	1	1%	4	6%	3	1%	1	13%		0%		0%			10	2%
	ARM R		0%	1	1%	2	3%	4	2%		0%		0%		0%			7	2%
	BASE	1	8%		0%		0%	17	7%		0%		0%		0%	1	6%	19	4%
East Total		5	38%	21	26%	31	49%	97	38%	2	25%	2	33%	2	29%	8	47%	168	37%
North	SHAFT	1	8%		0%	10	16%	20	8%		0%		0%		0%			31	7%
	HEAD		0%	3	4%	1	2%	5	2%		0%		0%		0%			9	2%
	ARM L		0%	2	2%		0%	1	0%		0%		0%		0%			3	1%
	ARM R		0%	2	2%		0%	1	0%		0%		0%		0%			3	1%
	BASE		0%		0%		0%	7	3%		0%		1	14%		0%		8	2%
North Total		1	8%	7	9%	11	17%	34	13%		0%		1	14%		0%	54	12%	
Other	OTHER		0%	4	5%	1	2%	5	2%		0%		0%		0%			10	2%
Other Total			0%	4	5%	1	2%	5	2%		0%		0%		0%		0%	10	2%
South	SHAFT		0%	1	1%		0%	27	11%	1	13%		0%		0%			29	6%
	HEAD	1	8%	4	5%	2	3%	10	4%		0%		0%		0%			17	4%
	ARM L		0%		0%		0%	3	1%		0%		0%		0%			3	1%
	ARM R	1	8%		0%		0%	3	1%		0%		0%		0%			4	1%
	BASE		0%		0%	3	5%	6	2%		0%		1	14%		0%		10	2%
South Total		2	15%	5	6%	5	8%	49	19%	1	13%		1	14%		0%	63	14%	
Unknown	Unknown		0%		0%		0%		0%		0%	1	17%		0%			1	0%
Unknown Total			0%		0%		0%		0%		0%	1	17%		0%		0%	1	0%
West	SHAFT	4	31%	8	10%	12	19%	48	19%	5	63%	2	33%		0%	4	24%	83	18%
	HEAD	1	8%	23	28%	3	5%	9	4%		0%	1	17%	1	14%	4	24%	42	9%
	ARM L		0%	5	6%		0%	3	1%		0%		0%	1	14%		0%	9	2%
	ARM R		0%	7	9%		0%	5	2%		0%		0%	1	14%		0%	13	3%
	BASE		0%	1	1%		0%	6	2%		0%		0%		0%	1	6%	8	2%
West Total		5	38%	44	54%	15	24%	71	28%	5	63%	3	50%	3	43%	9	53%	155	34%
Grand Total		13	100%	81	100%	63	100%	256	100%	8	100%	6	100%	7	100%	17	100%	451	100%

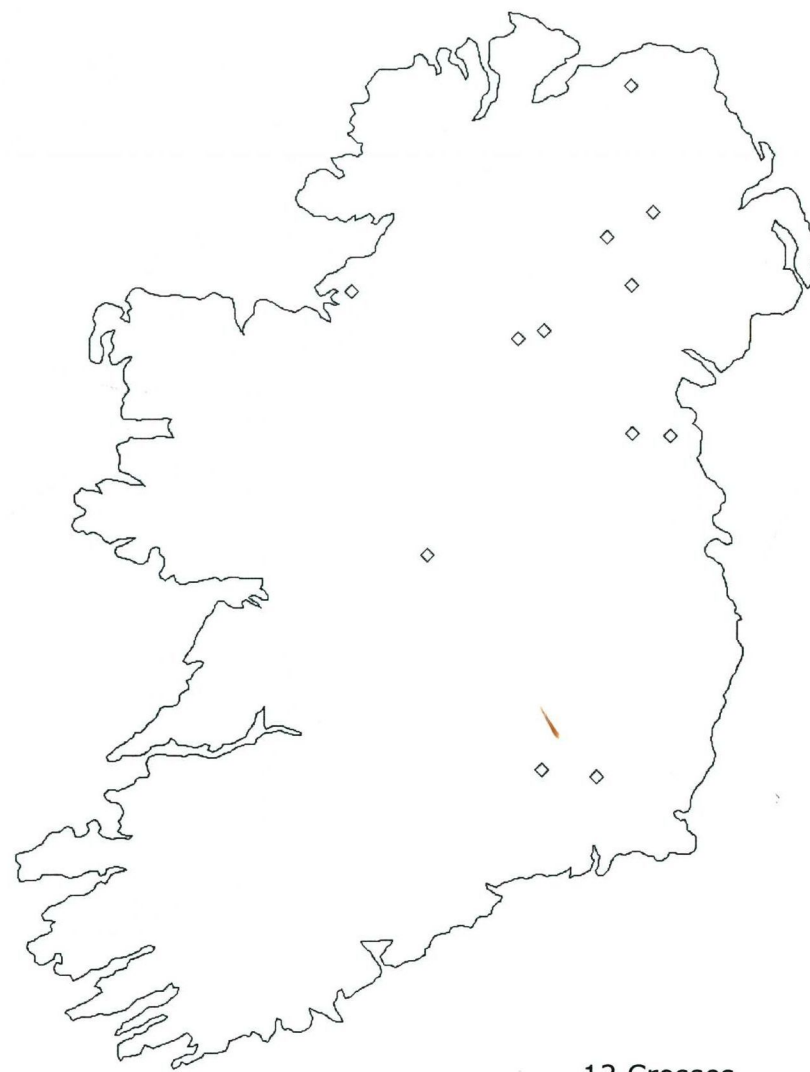


76 Crosses



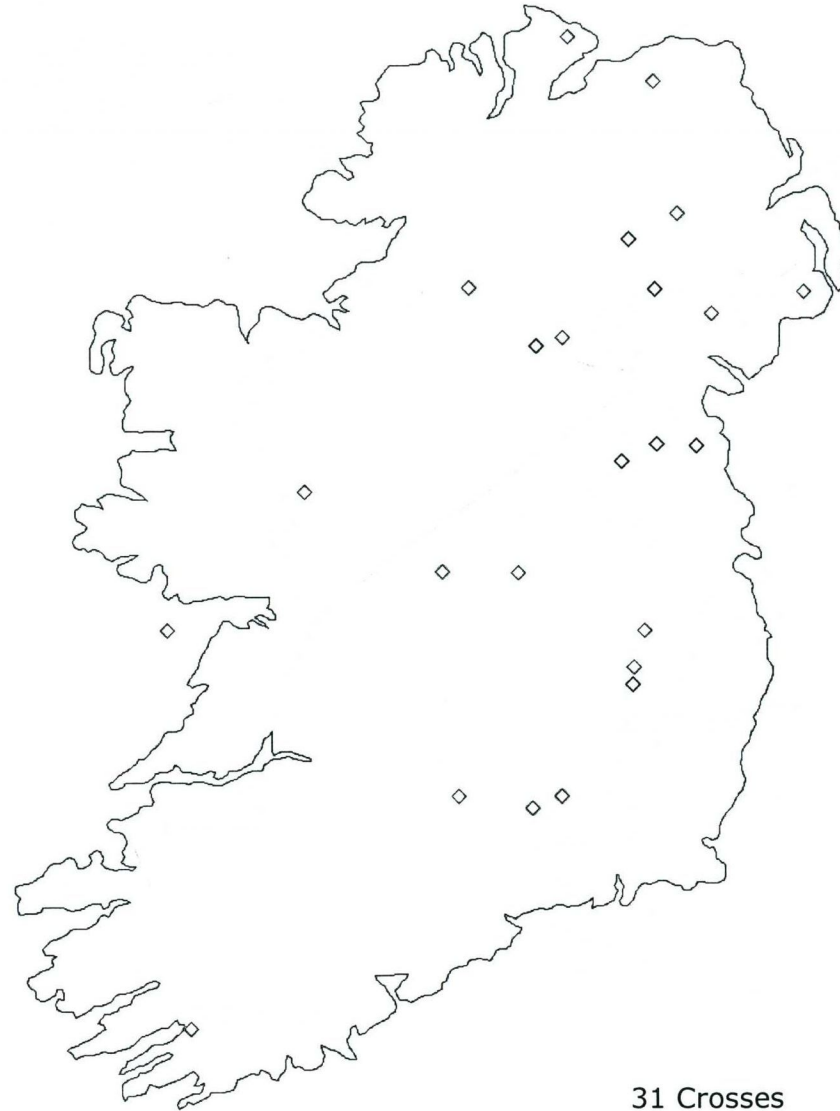
6 Crosses

Before the Birth

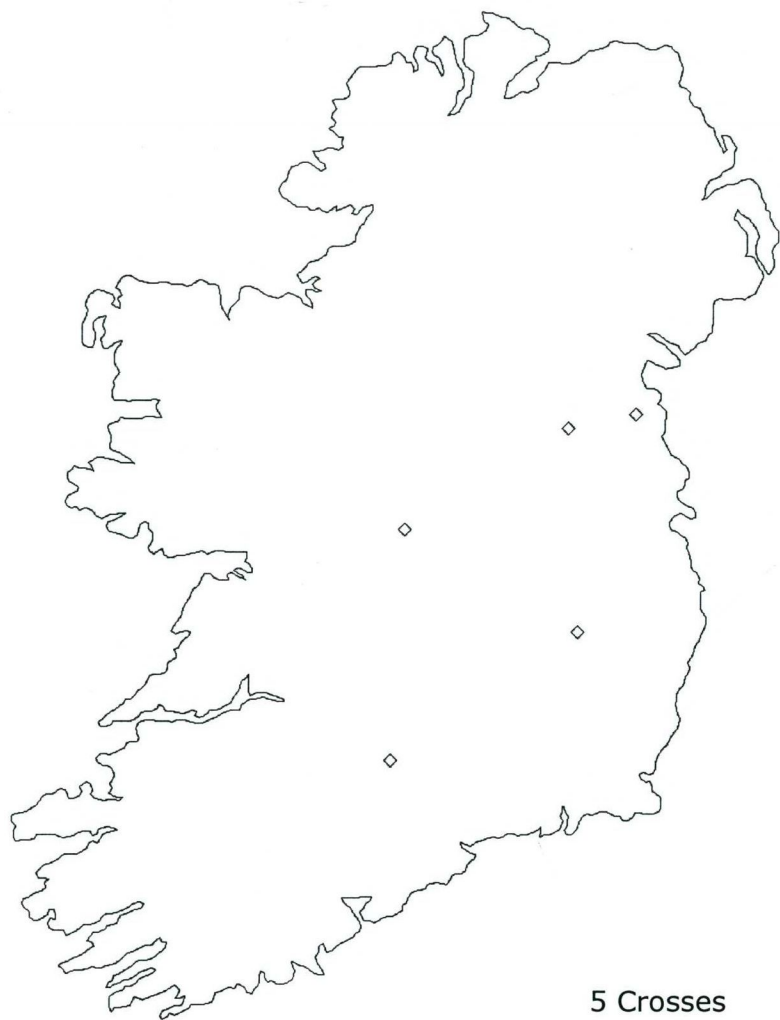


12 Crosses

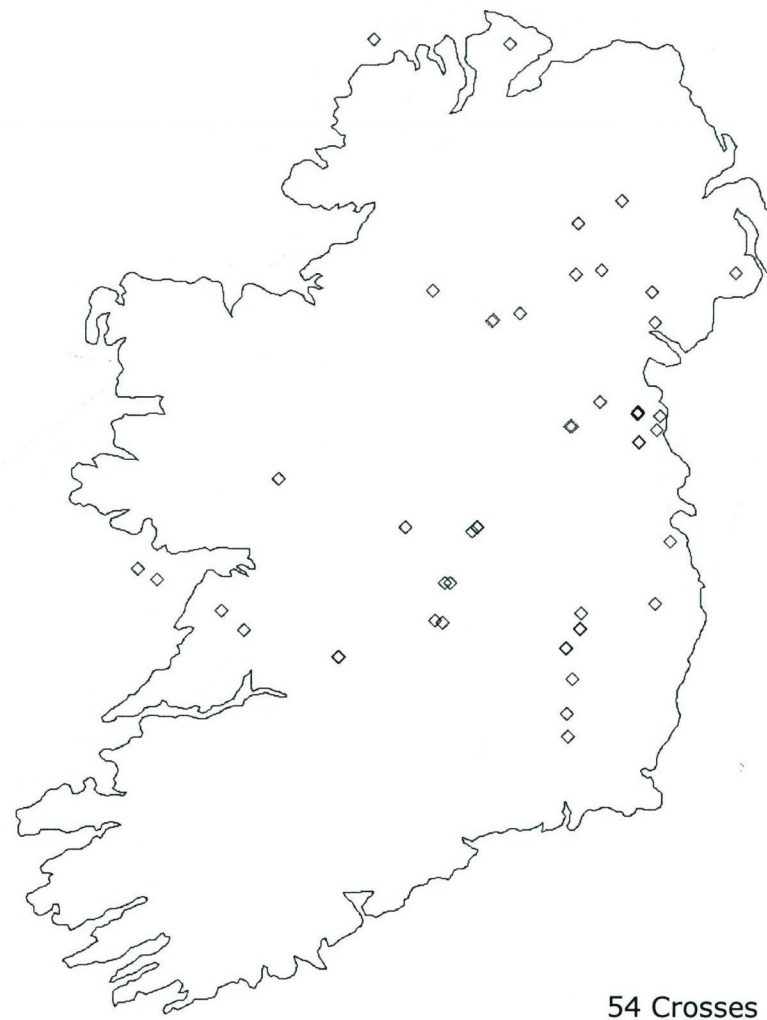
Birth



Other events between Christ's birth and crucifixion



Before the Crucifixion



The Crucifixion



Post-crucifixion

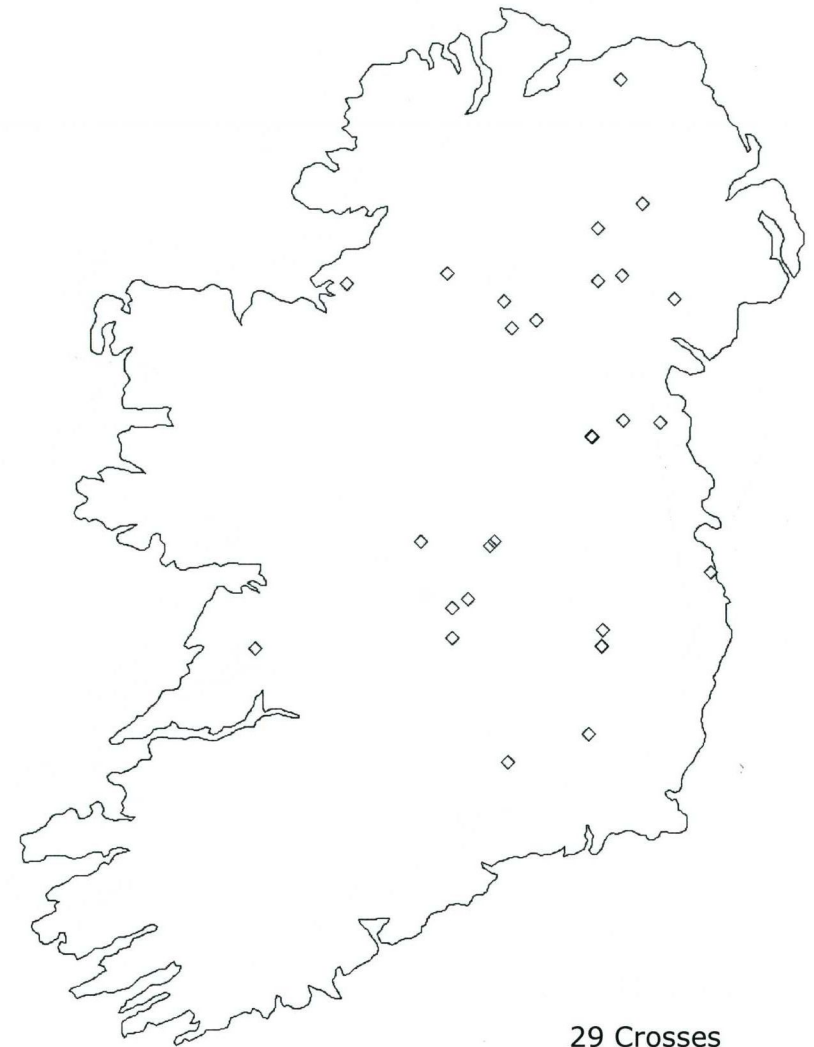


Transfiguration

ICONOGRAPHY

Other Main Characters

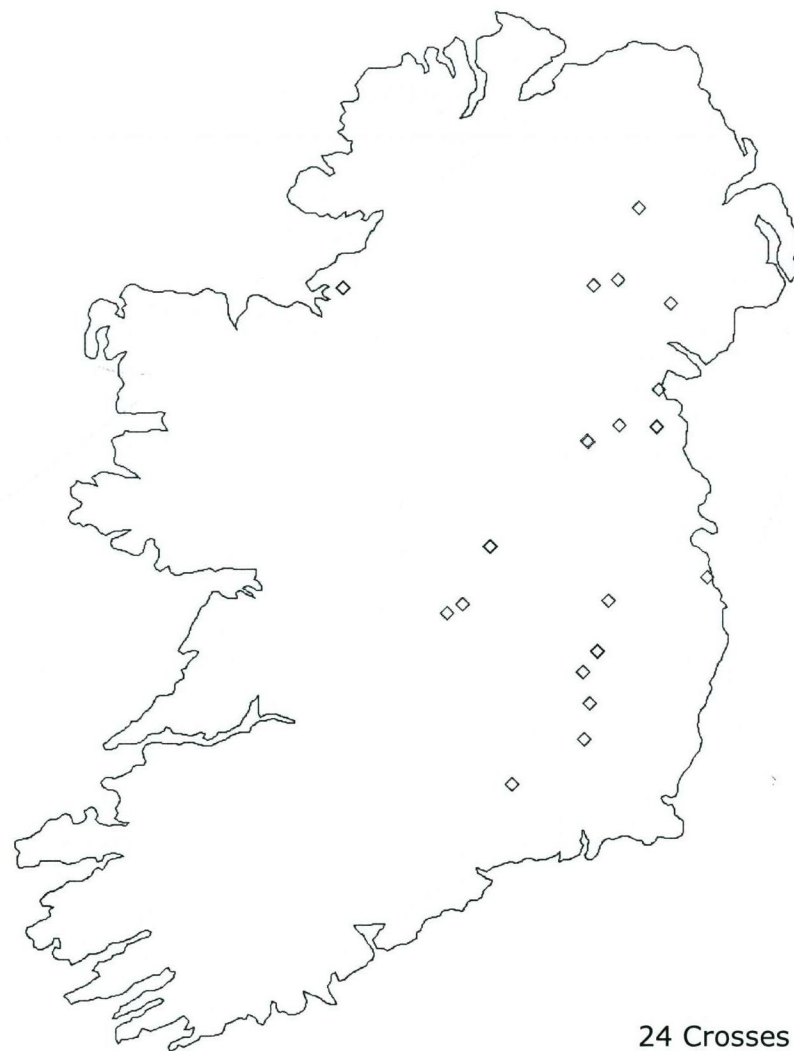
Cardinal	Panel Location	Count	%
East			
	BASE	2	6%
	HEAD	1	3%
	SHAFT	10	32%
East Total		13	42%
North			
	SHAFT	2	6%
North Total		2	6%
South			
	BASE	1	3%
	HEAD	1	3%
	SHAFT	3	10%
South Total		5	16%
West			
	BASE	3	10%
	HEAD	2	6%
	SHAFT	6	19%
West Total		11	35%
Grand Total		31	100%



Cardinal	Panel Location	Count	%
East			
	BASE	4	19%
	HEAD	1	5%
	SHAFT	7	33%
East Total		12	57%
North			
	BASE	1	5%
	SHAFT	1	5%
North Total		2	10%
South			
	BASE	1	5%
	HEAD	2	10%
	SHAFT	1	5%
South Total		4	19%
West			
	SHAFT	3	14%
West Total		3	14%
Grand Total		21	100%



Cardinal	Panel Location	Count	%
East			
	ARM L	2	4%
	ARM R	2	4%
	BASE	2	4%
	HEAD	5	11%
	SHAFT	10	22%
East Total		21	46%
North			
	HEAD	1	2%
	SHAFT	8	17%
North Total		9	20%
South			
	BASE	1	2%
	HEAD	2	4%
	SHAFT	7	15%
South Total		10	22%
West			
	ARM L	2	4%
	ARM R	1	2%
	HEAD	1	2%
	SHAFT	2	4%
West Total		6	13%
Grand Total		46	100%



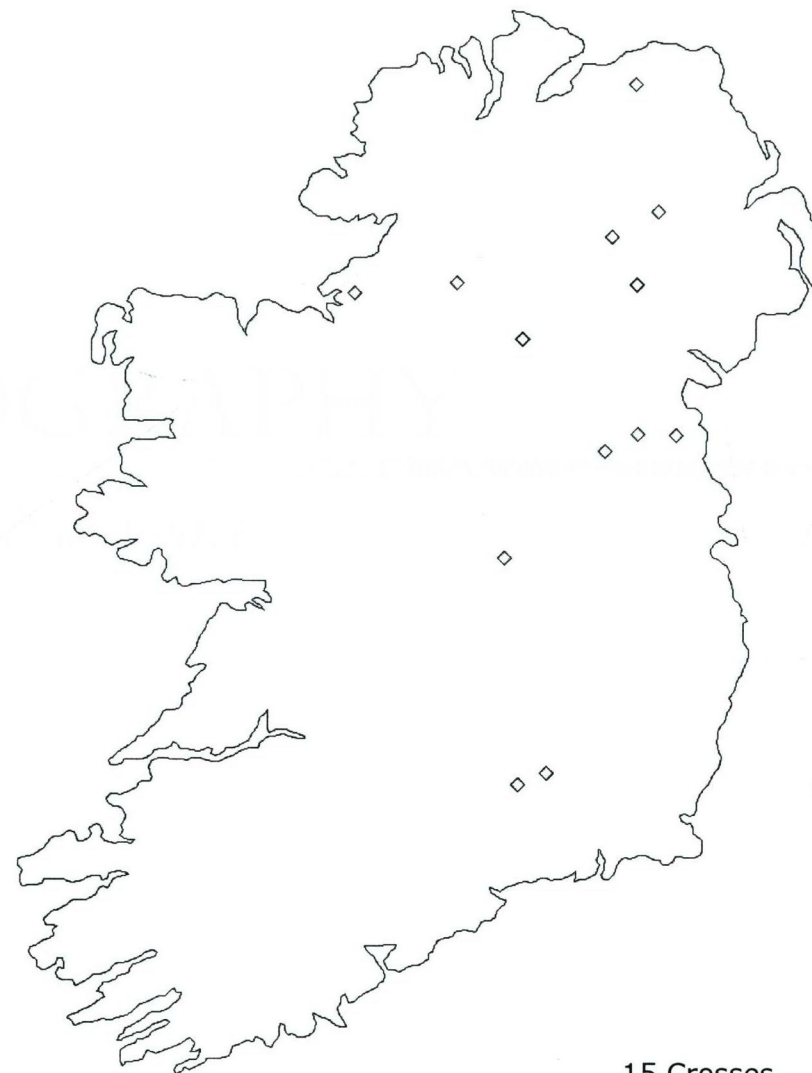
Cardinal	Panel Location	Count	%
East	BASE	3	25%
	SHAFT	1	8%
East Total		4	33%
North	BASE	2	17%
	HEAD	1	8%
North Total		3	25%
South	HEAD	1	8%
	SHAFT	1	8%
South Total		2	17%
West	BASE	1	8%
	SHAFT	2	17%
West Total		3	25%
Grand Total		12	100%



Cardinal	Panel Location	Count	%
East	BASE	1	9%
	SHAFT	4	36%
East Total		5	45%
North	SHAFT	1	9%
North Total		1	9%
West	HEAD	1	9%
	SHAFT	4	36%
West Total		5	45%
Grand Total		11	100%



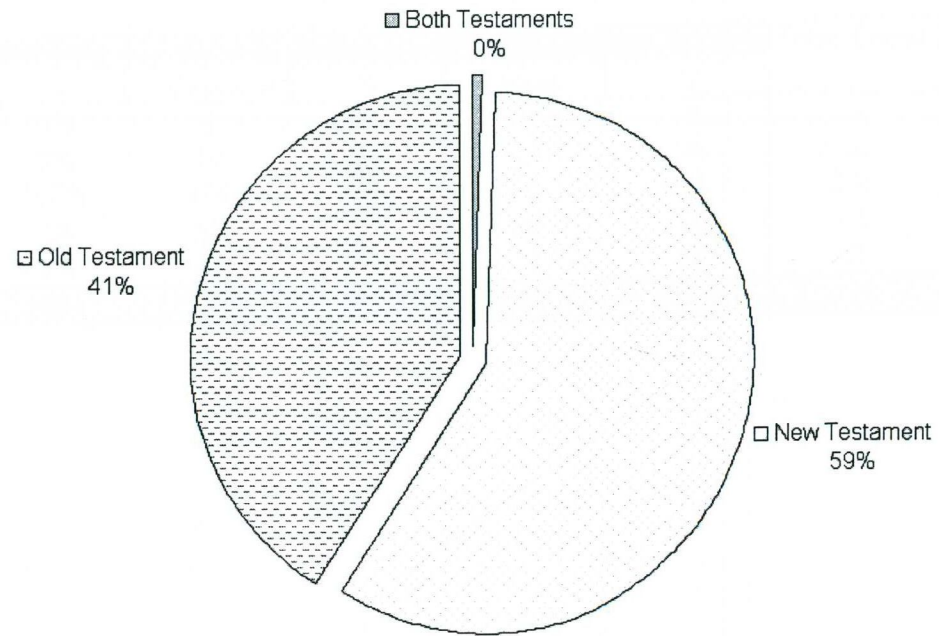
Cardinal	Panel Location	Count	%
East			
	SHAFT	5	24%
East Total		5	24%
North			
	HEAD	3	14%
	SHAFT	2	10%
North Total		5	24%
South			
	HEAD	2	10%
	SHAFT	2	10%
South Total		4	19%
West			
	SHAFT	7	33%
West Total		7	33%
Grand Total		21	100%



15 Crosses

ICONOGRAPHY

The bible as source



Testament	Count	%
Both Testaments	2	0%
New Testament	257	59%
Old Testament	179	41%
Total	438	100%

* 12 are local content

* BT are depictions of the 'devil' not in theme

Cross Code	Both Testaments		New Testament		Old Testament		Total Count	Total %
	Count	%	Count	%	Count	%		
Non-Ringed		0%	8	3%	1	1%	9	2%
Other		0%	14	5%	12	7%	26	6%
Perforated Ringed	2	100%	154	60%	90	50%	246	56%
Pillar		0%	55	21%	65	36%	120	27%
Solid Ringed		0%	26	10%	11	6%	37	8%
Grand Total	2	100%	257	100%	179	100%	438	100%

Cardinal	Panel Location	Both Testaments		New Testament		Old Testament		Total Count	Total %
		Count	%	Count	%	Count	%		
East	ARM L		0%	7	3%	3	2%	10	2%
	ARM R		0%	4	2%	3	2%	7	2%
	BASE		0%	2	1%	14	8%	16	4%
	HEAD		0%	28	11%	11	6%	39	9%
	SHAFT	1	50%	43	17%	48	27%	92	21%
East Total		1	50%	84	33%	79	44%	164	37%
North	ARM L		0%	3	1%		0%	3	1%
	ARM R		0%	3	1%		0%	3	1%
	BASE	1	50%	3	1%	2	1%	6	1%
	HEAD		0%	7	3%	1	1%	8	2%
	SHAFT		0%	15	6%	16	9%	31	7%
North Total		1	50%	31	12%	19	11%	51	12%
Other	OTHER		0%	7	3%	3	2%	10	2%
Other Total			0%	7	3%	3	2%	10	2%
South	ARM L		0%	1	0%	2	1%	3	1%
	ARM R		0%	3	1%	1	1%	4	1%
	BASE		0%	4	2%	6	3%	10	2%
	HEAD		0%	8	3%	8	4%	16	4%
	SHAFT		0%	11	4%	16	9%	27	6%
South Total			0%	27	11%	33	18%	60	14%
Unknown	Unknown		0%	1	0%		0%	1	0%
Unknown Total			0%	1	0%	0%	0%	1	0%
West	ARM L		0%	7	3%	2	1%	9	2%
	ARM R		0%	9	4%	4	2%	13	3%
	BASE		0%	3	1%	4	2%	7	2%
	HEAD		0%	37	14%	5	3%	42	10%
	SHAFT		0%	51	20%	30	17%	81	18%
West Total			0%	107	42%	45	25%	152	35%
Grand Total		2	100%	257	100%	179	100%	438	100%

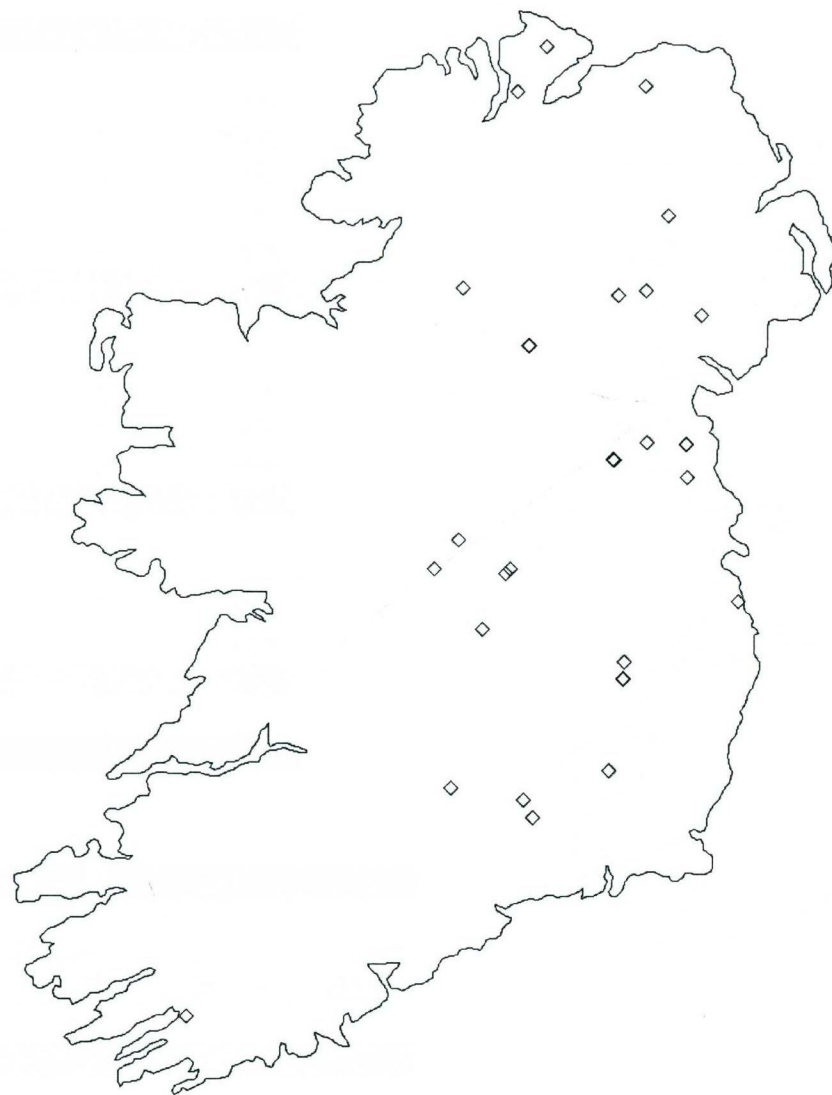
PANELS

Appearance & Use of Animals

Panel Location	Cardinal	Count	%
ARM L			
	West	2	3%
ARM L Total		2	3%
ARM R			
	East	1	1%
	North	1	1%
	West	3	4%
ARM R Total		5	7%
BASE			
	East	5	7%
	North	3	4%
	South	1	1%
	West	4	6%
BASE Total		13	19%
HEAD			
	East	3	4%
	North	1	1%
	South	1	1%
	West	5	7%
HEAD Total		10	15%
SHAFT			
	East	10	15%
	North	5	7%
	South	6	9%
	West	16	24%
SHAFT Total		37	55%
Grand Total		67	100%

Iconographic Scene	Count	%
Sts Paul And Anthony Breaking Bread	12	32%
Noah's Ark	6	16%
The Baptism Of Christ	5	13%
The Denial Of Christ	3	8%
Local Meanings - See Page Reference	2	5%
The Denial Of Peter	1	3%
David As King	1	3%
St Anthony The Hermit	1	3%
The Last Judgement	1	3%
Moses Smiting Water From The Rock	1	3%
Fall Of Man	1	3%
David Brings Goliaths Head To Jerusalem	1	3%
Soldiers Guard The Tomb	1	3%
St Paul The Hermit	1	3%
The Anointing Of David	1	3%
	38	100%

Iconographic scenes that have birds in them



31 Crosses

Cardinal	Panel Location	Count of Cardinal	%
East			
	ARM L	1	4%
	ARM R	1	4%
	BASE	2	9%
	HEAD	2	9%
	SHAFT	7	30%
East Total		13	57%
South			
	ARM L	1	4%
	BASE	1	4%
	SHAFT	2	9%
South Total		4	17%
West			
	ARM R	2	9%
	SHAFT	4	17%
West Total		6	26%
Grand Total		23	100%

Ram	Iconographic Scene	Count	%
TRUE			
	The Sacrifice Of Isaac	21	100%
TRUE Total		21	100%
Grand Total		21	100%

Number of Panels with Rams depicted = 23



22 Crosses

Cardinal	Panel Location	Count	%
East			
	HEAD	1	2%
	SHAFT	8	15%
East Total		9	17%
North			
	HEAD	4	8%
	SHAFT	4	8%
North Total		8	15%
Other			
	OTHER	4	8%
Other Total		4	8%
South			
	BASE	4	8%
	HEAD	3	6%
	SHAFT	9	17%
South Total		16	30%
West			
	BASE	2	4%
	HEAD	7	13%
	SHAFT	7	13%
West Total		16	30%
Grand Total		53	100%

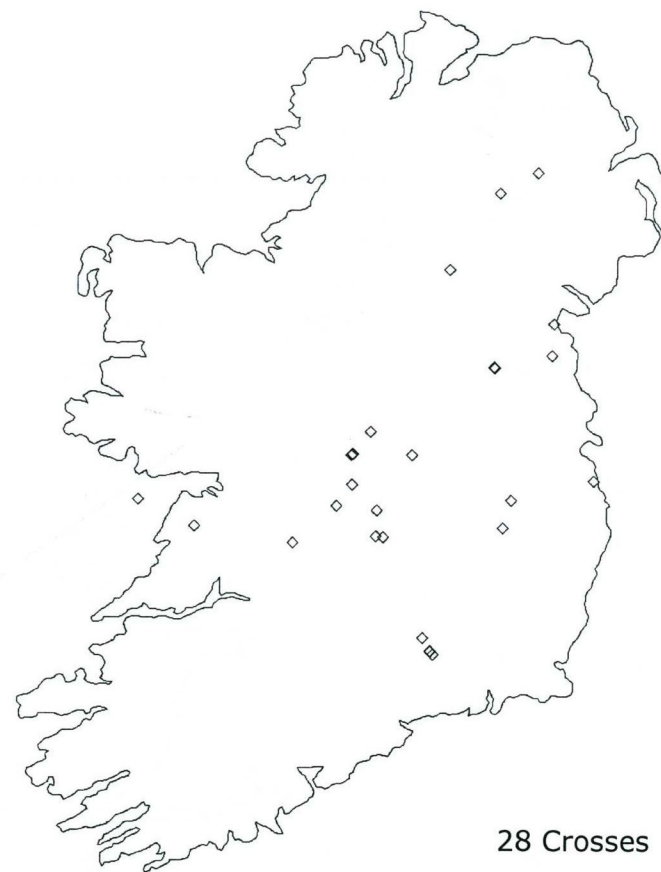


27 Crosses

Iconographic Scene	Count	%
Adam And Eve	12	71%
Adam And Eve Knowing Their Nakedness	5	29%
	17	100%

Iconographic scenes that have serpents in the scene

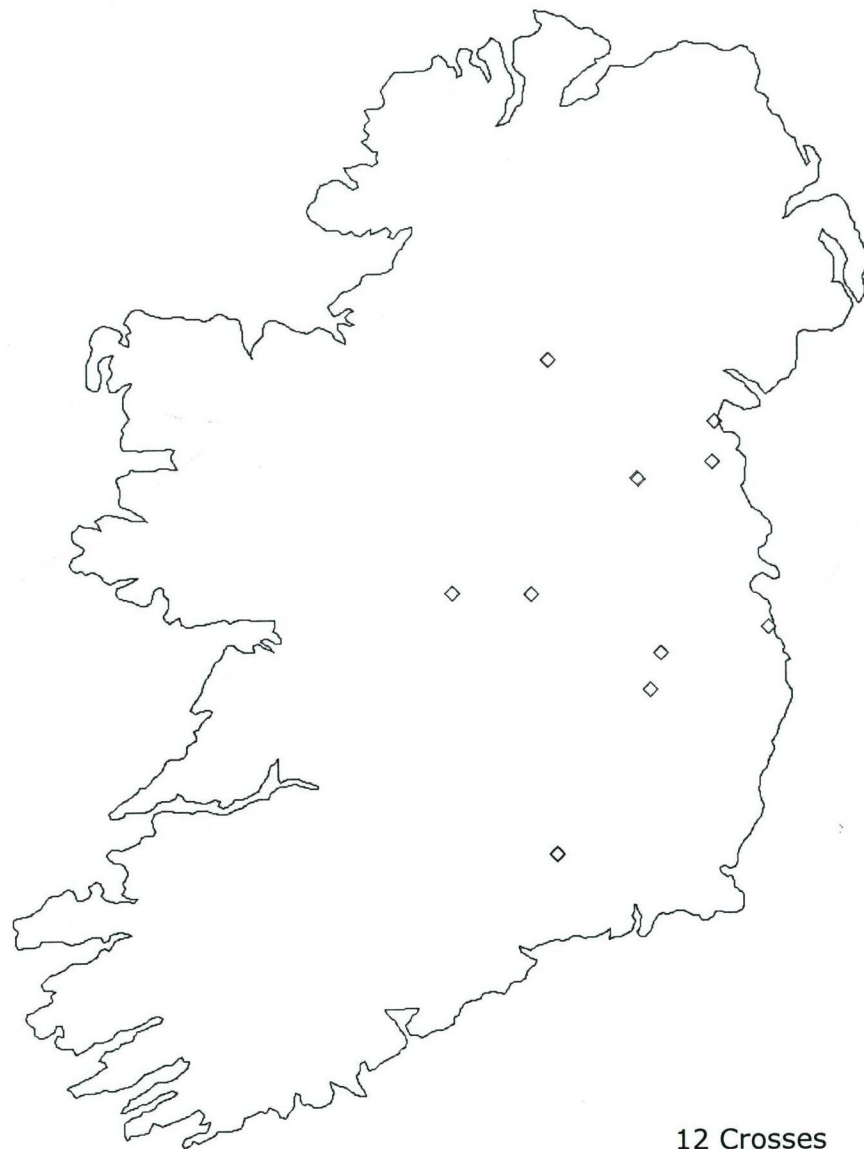
Panel Location	Cardinal	Count	%
ARM L			
	East	1	2%
	West	1	2%
ARM L Total		2	4%
ARM R			
	East	1	2%
	West	1	2%
ARM R Total		2	4%
BASE			
	East	7	16%
	North	4	9%
	South	5	11%
	West	4	9%
BASE Total		20	44%
HEAD			
	South	2	4%
	West	1	2%
HEAD Total		3	7%
OTHER			
	Other	1	2%
OTHER Total		1	2%
SHAFT			
	East	4	9%
	North	2	4%
	South	5	11%
	West	6	13%
SHAFT Total		17	38%
Grand Total		45	100%



Iconographic Scene	Count	%
Local Meanings - See Page Reference	4	24%
Christ's Entry Into Jerusalem	4	24%
Fall Of Man	2	12%
Cain Slays Abel	1	6%
David Brings Goliaths Head To Jerusalem	1	6%
The Adoration Of The Magi	1	6%
David With The Head Of Goliath	1	6%
Christ	1	6%
Horseman (Apocalypse)	1	6%
The Exodus	1	6%
	17	100%

Cardinal	Panel Location	Count	%
East			
	ARM L	1	6%
	BASE	2	11%
	SHAFT	1	6%
East Total		4	22%
North			
	BASE	3	17%
	SHAFT	3	17%
North Total		6	33%
South			
	BASE	3	17%
	SHAFT	1	6%
South Total		4	22%
West			
	BASE	2	11%
	SHAFT	2	11%
West Total		4	22%
Grand Total		18	100%

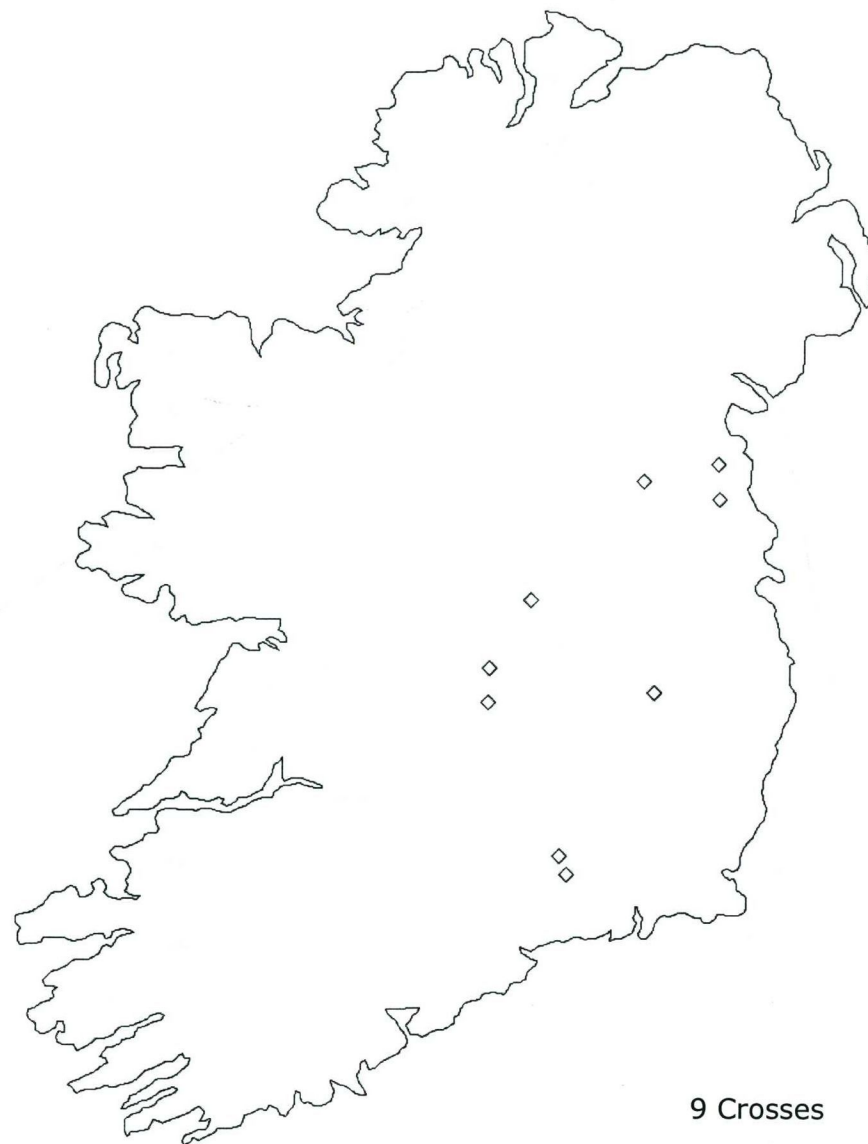
Iconographic Scene	Count	%
Local Meanings - See Page Reference	3	38%
David As King	2	25%
Cain Slays Abel	1	13%
Fall Of Man	1	13%
David Brings Goliaths Head To Jerusalem	1	13%
	8	100%



12 Crosses

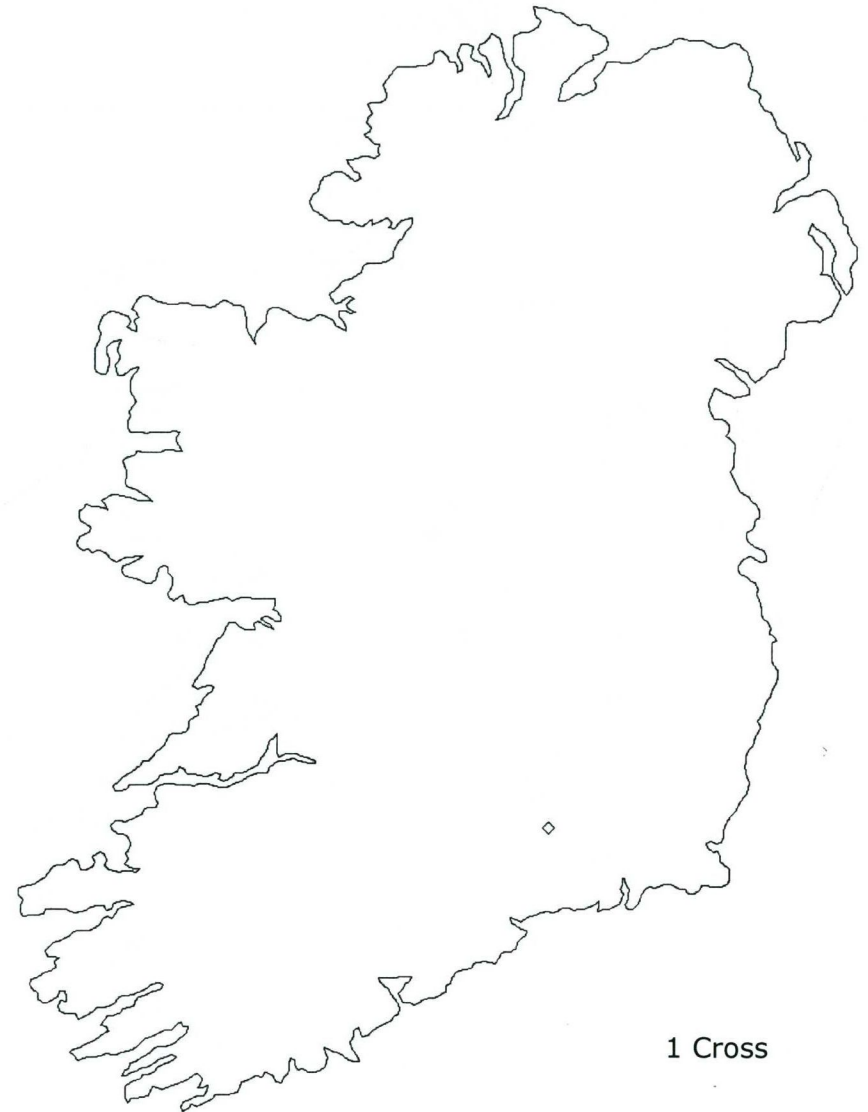
Cardinal	Panel Location	Count	%
East			
	ARM R	1	9%
	BASE	1	9%
	SHAFT	1	9%
East Total		3	27%
North			
	HEAD	2	18%
	SHAFT	1	9%
North Total		3	27%
South			
	ARM R	1	9%
	BASE	1	9%
	SHAFT	2	18%
South Total		4	36%
West			
	SHAFT	1	9%
West Total		1	9%
Grand Total		11	100%

Iconographic Scene	Count	%
Sts Paul And Anthony Breaking Bread	1	50%
David Brings Goliaths Head To Jerusalem	1	50%
	2	100%



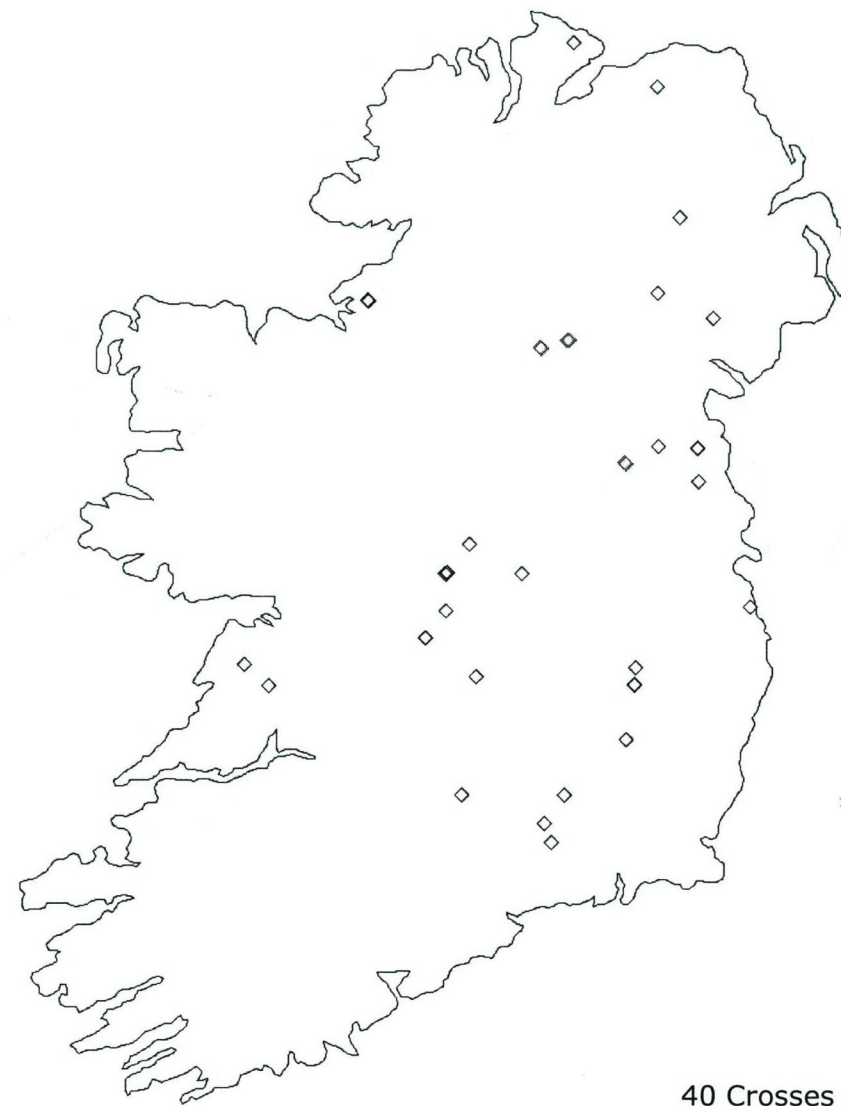
Cardinal	Panel Location	Count	%
South			
	BASE	1	100%
South Total		1	100%
Grand Total		1	100%

Not used in iconographic scene



Cardinal	Panel Location	Count	%
East			
	ARM R	1	2%
	BASE	9	14%
	HEAD	3	5%
	SHAFT	14	21%
East Total		27	41%
North			
	BASE	2	3%
	HEAD	1	2%
	SHAFT	6	9%
North Total		9	14%
Other			
	OTHER	2	3%
Other Total		2	3%
South			
	BASE	2	3%
	HEAD	6	9%
	SHAFT	12	18%
South Total		20	30%
West			
	ARM R	1	2%
	HEAD	2	3%
	SHAFT	5	8%
West Total		8	12%
Grand Total		66	100%

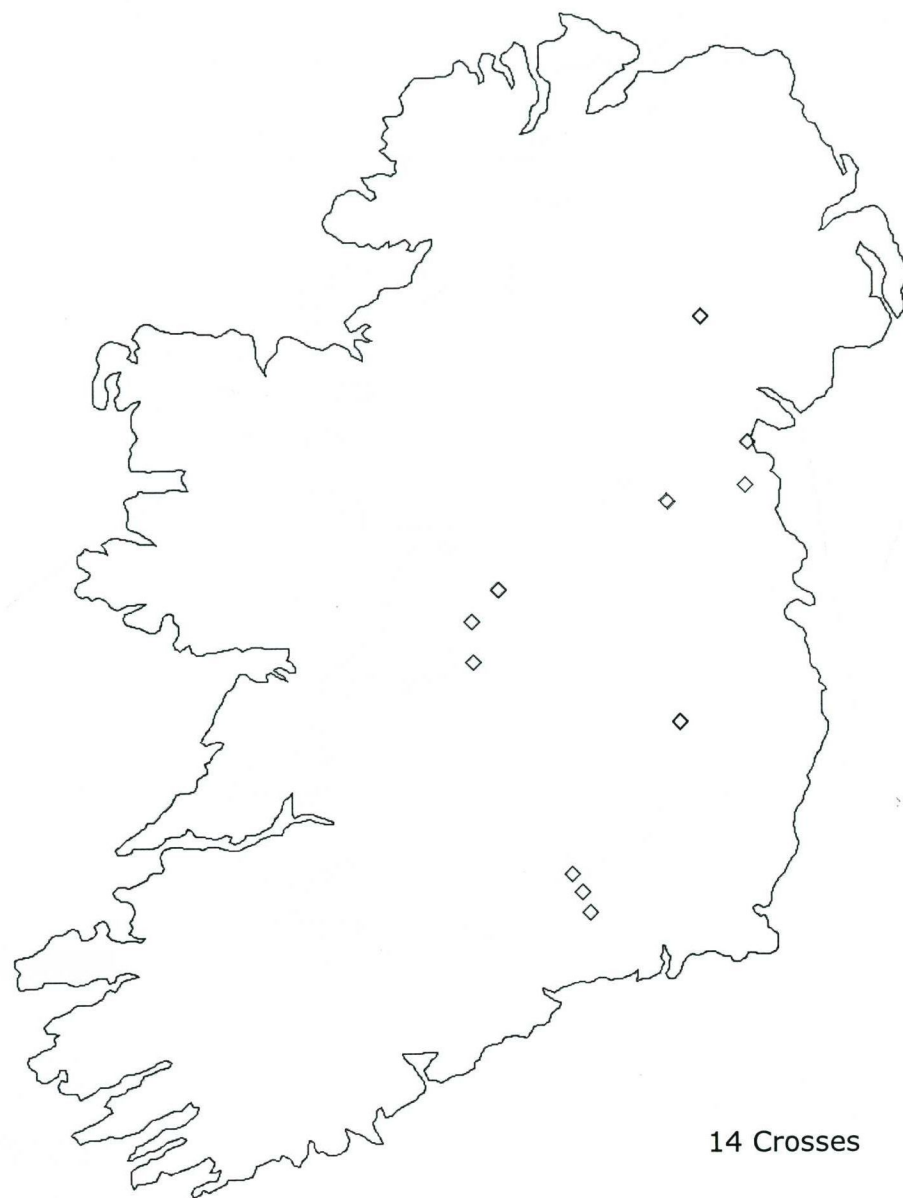
Iconographic Scene	Count	%
Daniel In The Lion's Den	21	57%
David Slays The Lions	13	35%
Local Meanings - See Page Reference	1	3%
The Three Children In The Fiery Furnace	1	3%
Sts Paul And Anthony In The Desert	1	3%
	37	100%



40 Crosses

Cardina	Panel Location	Count	%
East			
	ARM L	1	5%
	BASE	2	11%
	SHAFT	1	5%
East Total		4	21%
North			
	BASE	2	11%
	SHAFT	2	11%
North Total		4	21%
Other			
	OTHER	1	5%
Other Total		1	5%
South			
	BASE	1	5%
	SHAFT	1	5%
South Total		2	11%
West			
	ARM L	1	5%
	BASE	4	21%
	HEAD	1	5%
	SHAFT	2	11%
West Total		8	42%
Grand Total		19	100%

Iconographic Scene	Count	%
Local Meanings - See Page Reference	2	40%
Cain Slays Abel	1	20%
Fall Of Man	1	20%
The Annunciation	1	20%
	5	100%



14 Crosses

Cardinal	Panel Location	Count	%
East			
	HEAD	1	7%
	SHAFT	3	20%
East Total		4	27%
North			
	ARM R	1	7%
	SHAFT	2	13%
North Total		3	20%
Other			
	OTHER	1	7%
Other Total		1	7%
South			
	BASE	3	20%
	SHAFT	1	7%
South Total		4	27%
West			
	SHAFT	3	20%
West Total		3	20%
Grand Total		15	100%

Fish	Iconographic Scene	Count	%
TRUE			
	The Multiplication Of The Loaves And The Fishes	9	90%
	Noah's Ark	1	10%
TRUE Total		10	100%
Grand Total		10	100%



15 Crosses

Cardinal	Panel Location	Count	%
West			
	BASE	2	100%
West Total		2	100%
Grand Total		2	100%

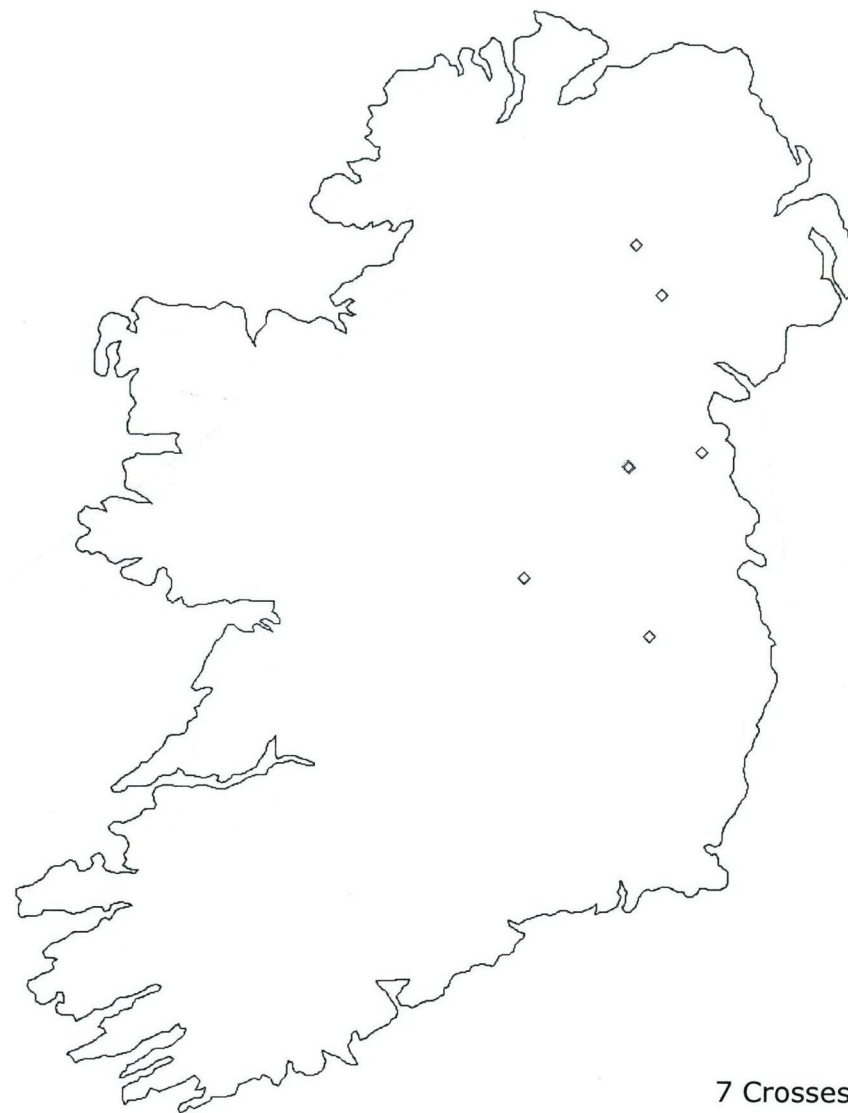
Not used in iconographic scene



2 Crosses

Cardinal	Panel Location	Count	%
East			
	ARM R	1	9%
	HEAD	1	9%
	SHAFT	1	9%
East Total		3	27%
North			
	SHAFT	2	18%
North Total		2	18%
South			
	HEAD	1	9%
	SHAFT	2	18%
South Total		3	27%
West			
	HEAD	2	18%
	SHAFT	1	9%
West Total		3	27%
Grand Total		11	100%

Iconographic Scene	Count	%
The Annunciation Of The Shepard's	1	100%
	1	100%



7 Crosses

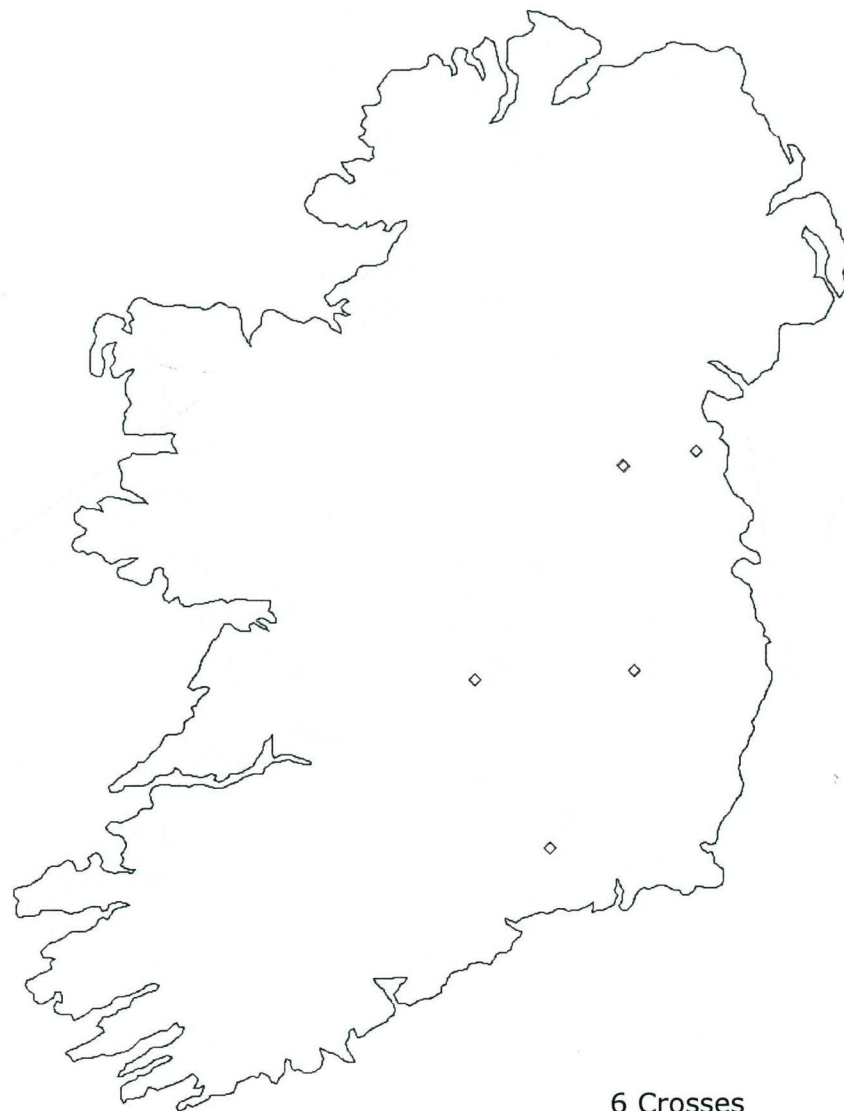
Cardinal	Panel Location	Count of Cardinal
West	SHAFT	1
West Total		1
Grand Total		1

Not used in iconographic scene



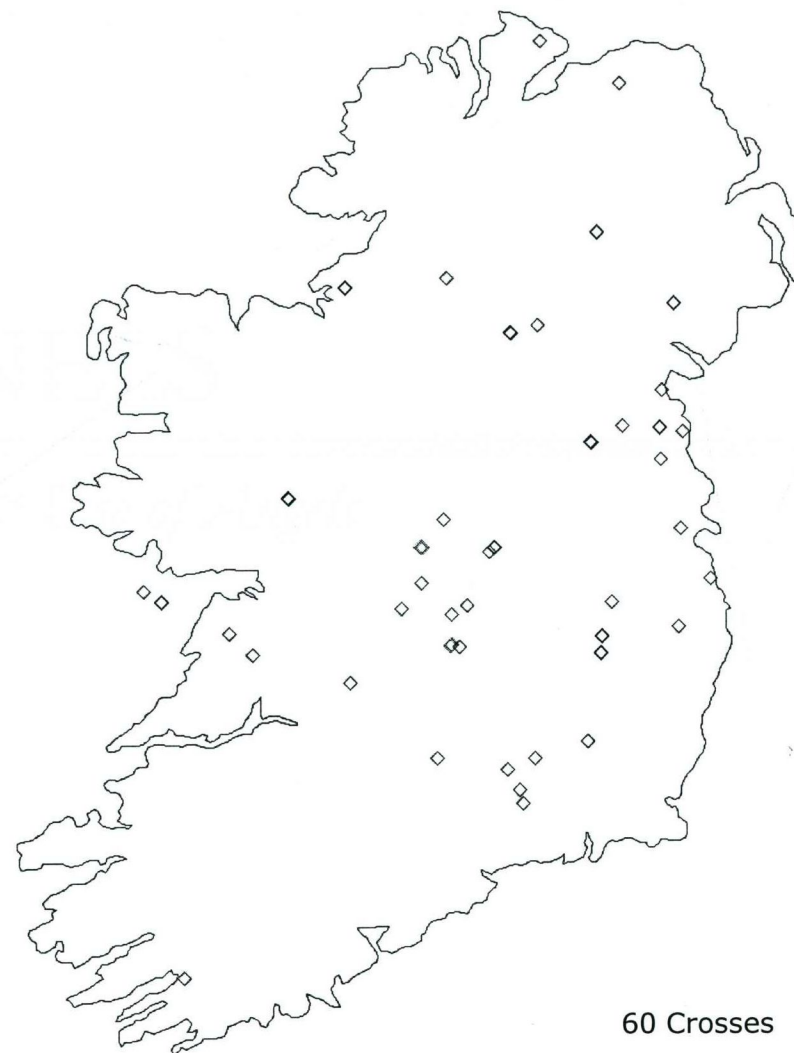
Cardinal	Panel Location	Count
East		
	BASE	2
	HEAD	1
	SHAFT	1
East Total		4
North		
	BASE	1
North Total		1
South		
	HEAD	1
	SHAFT	1
South Total		2
West		
	SHAFT	1
West Total		1
Grand Total		8

Not used in iconographic scene



6 Crosses

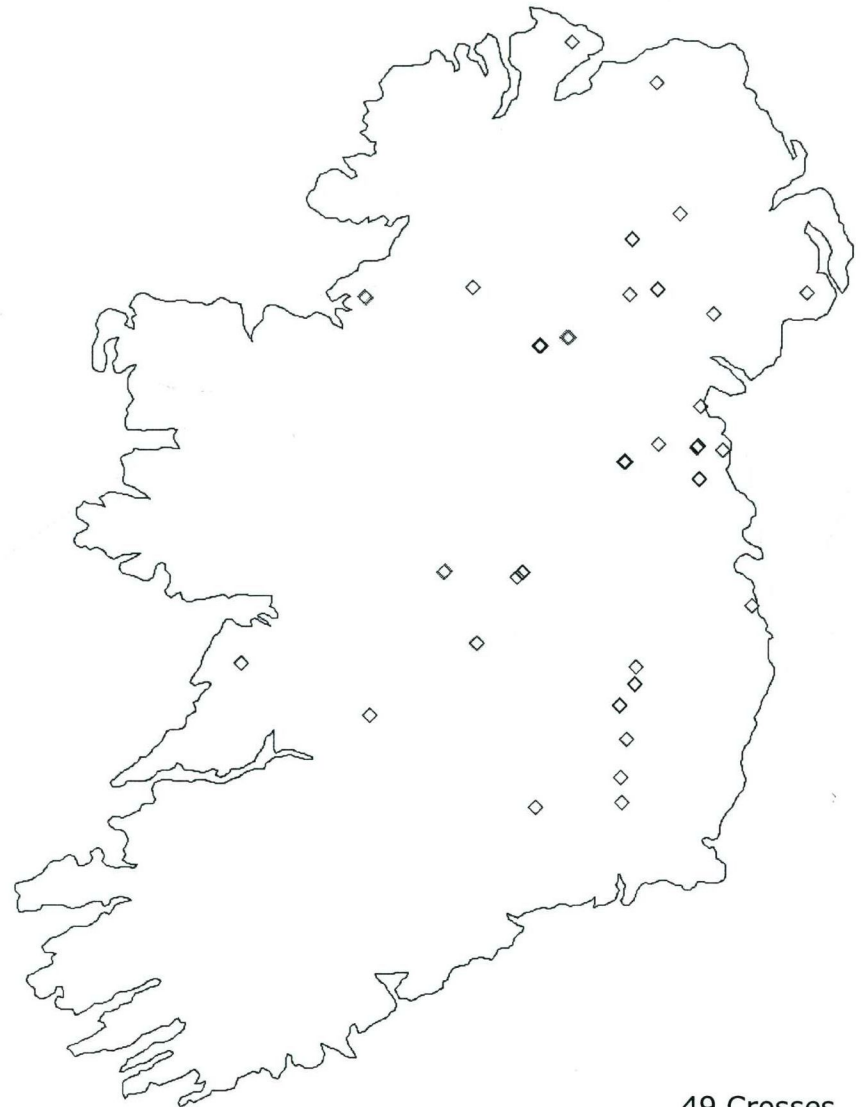
Cardinal	Panel Location	Count	%
East			
	ARM L	1	0%
	ARM R	3	1%
	BASE	8	3%
	HEAD	16	6%
	SHAFT	42	16%
East Total		70	26%
North			
	ARM L	1	0%
	ARM R	3	1%
	BASE	9	3%
	HEAD	19	7%
	SHAFT	29	11%
North Total		61	23%
Other			
	OTHER	5	2%
Other Total		5	2%
South			
	ARM L	1	0%
	ARM R	5	2%
	BASE	3	1%
	HEAD	11	4%
	SHAFT	49	18%
South Total		69	26%
West			
	ARM L	1	0%
	ARM R	6	2%
	BASE	5	2%
	HEAD	12	5%
	SHAFT	36	14%
West Total		60	23%
Grand Total		265	100%



PANELS

Appearance & Use of Angels

Cardinal	Panel Location	Count	%
East			
	ARM L	2	2%
	BASE	2	2%
	HEAD	22	25%
	SHAFT	14	16%
East Total		40	46%
North			
	ARM R	1	1%
	HEAD	3	3%
	SHAFT	2	2%
North Total		6	7%
Other			
	OTHER	1	1%
Other Total		1	1%
South			
	ARM L	1	1%
	BASE	2	2%
	HEAD	2	2%
	SHAFT	4	5%
South Total		9	10%
Unknown			
	Unknown	1	1%
Unknown Total		1	1%
West			
	HEAD	15	17%
	SHAFT	15	17%
West Total		30	34%
Grand Total		87	100%

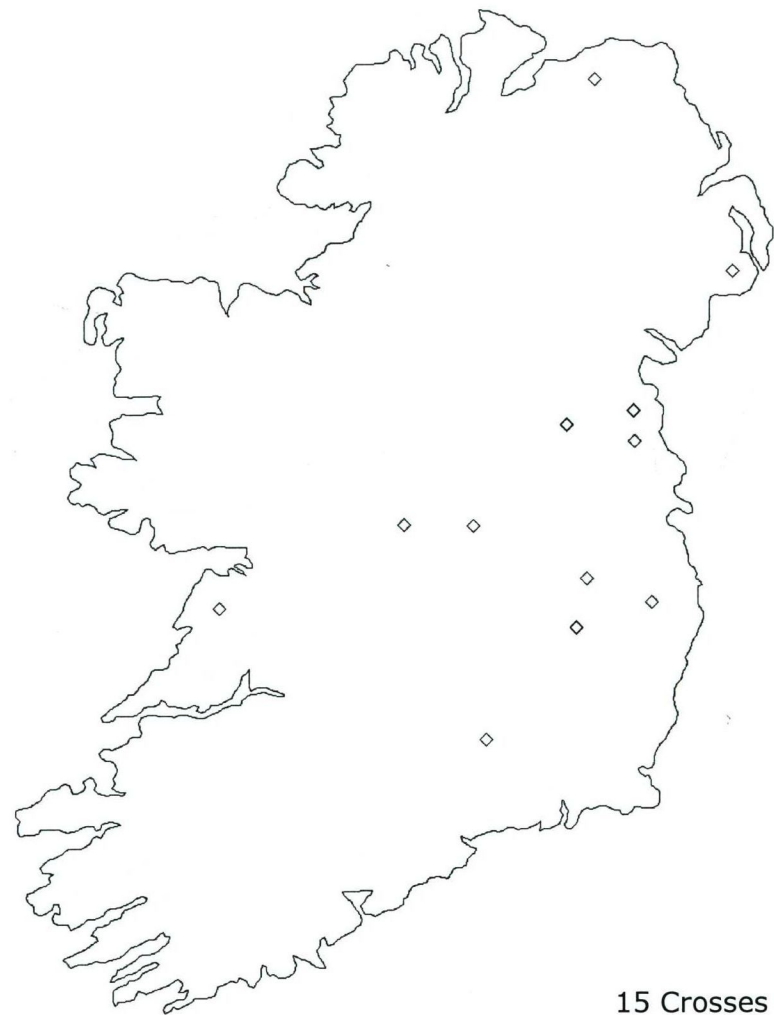


Iconographic Scene	Count	%
The Crucifixion	20	26%
The Sacrifice Of Isaac	12	16%
The Baptism Of Christ	8	10%
The Three Children In The Fiery Furnace	6	8%
The Last Judgement	4	5%
The Annunciation	3	4%
The 2nd Coming Of Christ	3	4%
The Annunciation Of The Shepard's	2	3%
Christ In The Tomb	2	3%
Majestas Domini	2	3%
Local Meanings - See Page Reference	1	1%
Horseman (Apocalypse)	1	1%
Sts. Paul & Anthony overcoming The Devil	1	1%
The Risen Christ	1	1%
Majestas Domini/Christ In Glory	1	1%
The 1st Mocking/Flagellation Of Christ	1	1%
Traditio Calvium	1	1%
The Holy Woman In The Tomb	1	1%
St. Michael Weighing Souls	1	1%
The Flagellation Of Christ	1	1%
The Washing Of The Child Jesus	1	1%
The Resurrection	1	1%
God Blesses and Sanctifies The 7th Day	1	1%
The Ascension	1	1%
David Scenes	1	1%
	77	100%

NON-ICONOGRAPHIC ELEMENTS

Panel scenes & Artifacts

Cross Code	Panel Location	Cardinal	Count of Panel Location
Non-Ringed			
<u>BASE</u>			
		East	1
<u>BASE Total</u>			1
Non-Ringed Total			1
Perforated Ringed			
<u>ARM L</u>			
		East	1
<u>ARM L Total</u>			1
<u>HEAD</u>			
		East	1
		North	1
		South	2
		West	2
<u>HEAD Total</u>			6
<u>SHAFT</u>			
		East	2
		North	2
		South	1
		West	8
<u>SHAFT Total</u>			13
Perforated Ringed Total			20
Pillar			
<u>SHAFT</u>			
		East	4
<u>SHAFT Total</u>			4
Pillar Total			4
Solid Ringed			
<u>HEAD</u>			
		South	1
<u>HEAD Total</u>			1
<u>SHAFT</u>			
		South	1
<u>SHAFT Total</u>			1
Solid Ringed Total			2
Grand Total			27

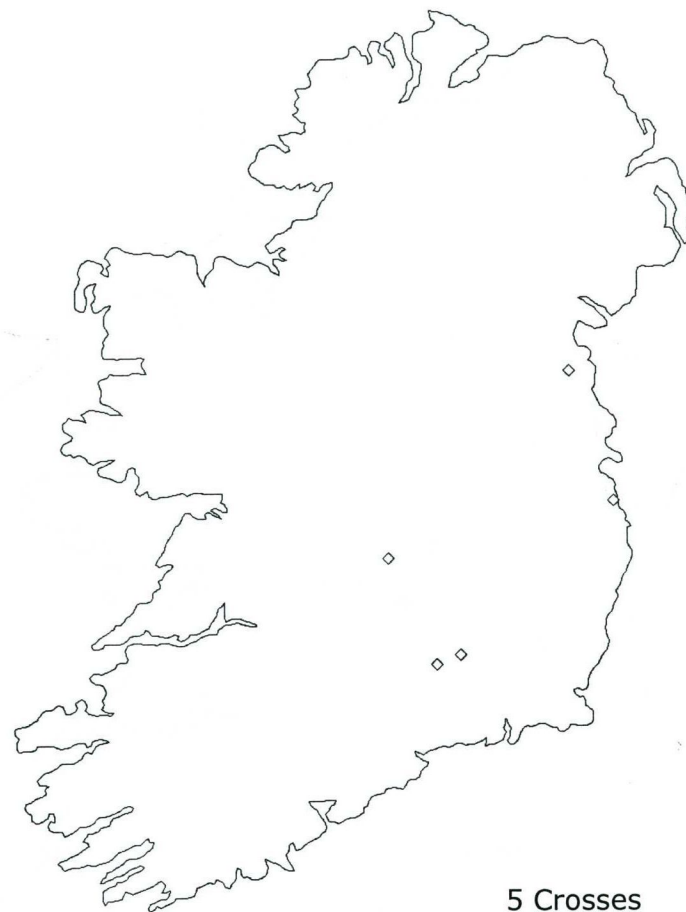


15 Crosses

Cross Code	Cardinal	Panel Location	Count of Cross Code
Perforated Ringed	<u>East</u>	SHAFT	1
	<u>West</u>	SHAFT	1
Pillar	<u>West</u>	SHAFT	1
Grand Total			3



Cross Code	Panel Location	Cardinal	Count
Other			
	<u>BASE</u>	South	1
Other Total			1
Perforated Ringed			
	<u>ARM L</u>	East	1
		West	1
	<u>BASE</u>	West	1
Perforated Ringed Total			3
Pillar			
	<u>SHAFT</u>	North	1
Pillar Total			1
Grand Total			5



Cross Code	Panel Location	Cardinal	Count of Cross Code
Other			
	<u>SHAFT</u>	West	2
Other Total			2
Perforated Ringed			
	<u>BASE</u>	West	1
	<u>HEAD</u>	East	2
		North	1
		West	12
	<u>OTHER</u>	Other	1
	<u>SHAFT</u>	West	1
Perforated Ringed Total			18
Pillar			
	<u>HEAD</u>	South	1
Pillar Total			1
Solid Ringed			
	<u>HEAD</u>	East	3
		South	1
Solid Ringed Total			4
Grand Total			25



22 Crosses

Boats

Cross Code	Panel Location	Cardinal	Count of Panel Location
Perforated Ringed	HEAD	South	2
Perforated Ringed Total			2
Pillar	SHAFT	East	2
		West	3
Pillar Total			5
Grand Total			7

7 Crosses

Reliquaries

Cross Code	Panel Location	Cardinal	Count
Perforated Ringed	HEAD	East	1
Solid Ringed	HEAD	North	1
Grand Total			2

2 Crosses