

The University of Sydney



# Faculty of Dentistry

Handbook 1997

*Editor*

Ewan J. Mylecharane

The University of Sydney  
 N.S.W. 2006  
 Telephone (02) 9351 2222

For further information about the University, see  
 The *University of Sydney Diary* available free from  
 the Student Centre or from University of Sydney  
 Union outlets.

**The Faculty of Dentistry:**

United Dental Hospital of Sydney  
 2-4 Chalmers Street  
 Surry Hills, N.S.W. 2010  
 Telephone (02) \$282 0453  
 Facsimile (02) 9211 5912

Westmead Hospital Dental Clinical School  
 Hawkesbury Road  
 Westmead, N.S.W. 2145  
 Telephone (02) 9845 7192  
 Facsimile (02) 9845 2893

	Semester begins	Mid-semester recess	Lectures end	Study vacation	Exams commence
<i>First Year, Second Year</i>					
First Semester	3 March	28 March-4 April	13 June	16-20 June	23 June
Second Semester	28 July	29 Sept.-3 Oct.	7 November	10-14 November	17 November
<i>Third Year</i>					
First Semester	13 February	28 March-4 April	13 June	16-20 June	23 June
Second Semester	21 July	29 Sept.-3 Oct.	7 November	10-14 November	17 November
<i>Fourth Year</i>					
First Semester	3 February	28 March-4 April	13 June	16-20 June	23 June
Second Semester	21 July	29 Sept.-3 Oct.	7 November	10-14 November	17 November
<i>Fifth Year</i>					
First Semester	17 February	28 March-4 April	13 June	16-20 June	23 June
Second Semester	28 July	29 Sept.-3 Oct.	7 November	10-14 November	17 November

Note: Easter recess: 28 March-4 April inclusive.

# Contents

Message from the Dean	iv
Introduction	v
1 Staff	1
2 The Faculty of Dentistry	5
General	5
Centres and services	6
Membership	6
History	7
3 Undergraduate degree requirements	10
4 Courses of study	12
First Year	12
Second Year	13
Third Year	15
Fourth Year	18
Fifth Year	22
5 Other faculty information	24
Infectious diseases	24
Orientation and enrolment	24
Examinations	25
Library	27
Societies	27
Traineeships, scholarships and prizes	28
6 Postgraduate study	29
Degree and diploma requirements	29
Committee for Continuing Education in Dentistry	34
Postgraduate scholarships	34
Appendix: Explanation of symbols for courses of study	37
Main Campus map	



# Message from the Dean



iv

I warmly welcome you to the Faculty of Dentistry. Your entry into this Faculty will provide you with an exciting undergraduate program and the prospect of a challenging and rewarding career. Your course requires the development of procedural skills to achieve appropriate standards in preclinical subjects and clinical practice. Coursework in the clinical sciences is built on a foundation of basic and biological sciences and you will commence your practical clinical experience in the first year. Your final year is designed to match as closely as possible, a comprehensive practice experience with minimal clinical supervision. As well, in the final year, clinical experience will be broadened to further equip you for practice by rotations to other hospitals associated with The University of Sydney.

Your undergraduate program takes place on three locations: your basic and biological sciences training is on campus at The University of Sydney; your preclinical training takes place at the United Dental Hospital of Sydney, one of our teaching hospitals; and your clinical training is split between our two teaching hospitals, the United Dental Hospital of Sydney, and Westmead Hospital Dental Clinical School. Your first two years on campus will allow your early clinical and preclinical experience to take place at the United Dental Hospital, and the senior clinical years (fourth and fifth years) will be completed at Westmead Hospital Dental Clinical School.

Dentistry is a noble profession, closely linked with medicine but independent from it and your undergraduate course is designed to prepare you to commence clinical practice following graduation and registration. Your entry into dentistry and your training as a health care professional place a great deal of responsibility on you for the delivery of appropriate clinical treatment and for the care and management of your patients' well-being. They will have trust in your

technical and clinical skills and your ethical and moral standards, and the responsibility that rests with you in each of these areas requires special understanding, caring and sensitivity.

Your course will cover technical, clinical and ethical aspects of dental practice and your competency in each of these areas will allow you to confidently maintain appropriate standards of health care. As a graduate of The University of Sydney you will have a privileged role in the community.

Your course is designed to equip you to meet changing community needs. Such changes have had a profound impact during the last 20 years, independent of the refinements of dental instrumentation and ergonomic clinic design, and reflect much more the biological basis of dentistry and a move from a technology-based discipline that was previously the backbone of dental practice. As well, the improvements in community oral health have followed increased awareness of preventive oral health measures. The emphasis on preventive care in practice and the fluoridation of reticulated water supplies has led to the virtual elimination of dental caries. Management of carious lesions in such mouths when they do occur, is a relatively simple procedure and medical management of the early carious lesion both for adults and children has dramatically changed the workload of clinical practice. The emphasis on preventive dental care, on management of the occlusion of the teeth and dealing with orofacial dysfunction and jaw muscle pain, is now an increasingly important component of dental practice. The use of new restorative materials and the exciting development of predictable implant management have further developed dentistry to equip itself well for the demands of the 21st century.

The exciting developments in undergraduate education are matched by challenging continuing education opportunities. There is a need to continue to keep abreast of changes that arise as a result of improved oral health care and research into dental diseases. The Faculty offers a comprehensive variety of continuing education courses, diploma courses and higher degree training in research and the clinical specialities. I recommend these to you as the ideal way to maintain clinical and ethical standards and to keep pace with the changing face of dentistry.

Please take the opportunity to seek the guidance of Faculty staff and the Dean's Office should you have any concerns during your undergraduate course and I wish you well in your studies and future careers.

A handwritten signature in black ink that reads "Iven Klineberg". The signature is written in a cursive, flowing style.

Iven Klineberg  
Dean

# Introduction

In this handbook you will find most of the things you are likely to need to know about the Faculty. In particular the handbook will help you find out about:

- who the people in the Faculty are
- the requirements for degrees in the Faculty and how they can be satisfied
- what courses are offered, and the books that go with them.

The following are the principal sources of information about the study of dentistry at The University of Sydney.

## At the United Dental Hospital and Westmead Hospital

Dentistry students spend some of their time in First and Second Years and most of Third Year at the United Dental Hospital, 2 Chalmers Street, Surry Hills, 2010; for the major part of Fourth and all of Fifth Year, students are located at the Dental Clinical School, Westmead Hospital. You should seek information and advice from the following Faculty areas:

### *Faculty Office*

The Faculty Office answers questions about:

- University regulations
- Faculty rules, procedures and the like
- postgraduate study, by graduates of this or other universities.

The Faculty Office is located in the Faculty Building, Level 3, at the United Dental Hospital of Sydney.

### *Dean's Office*

The Dean's Office answers questions about studies in the Faculty, or about general administrative matters. It is on Level 3 of the Faculty Building of the United Dental Hospital.

### *School of Dental Studies*

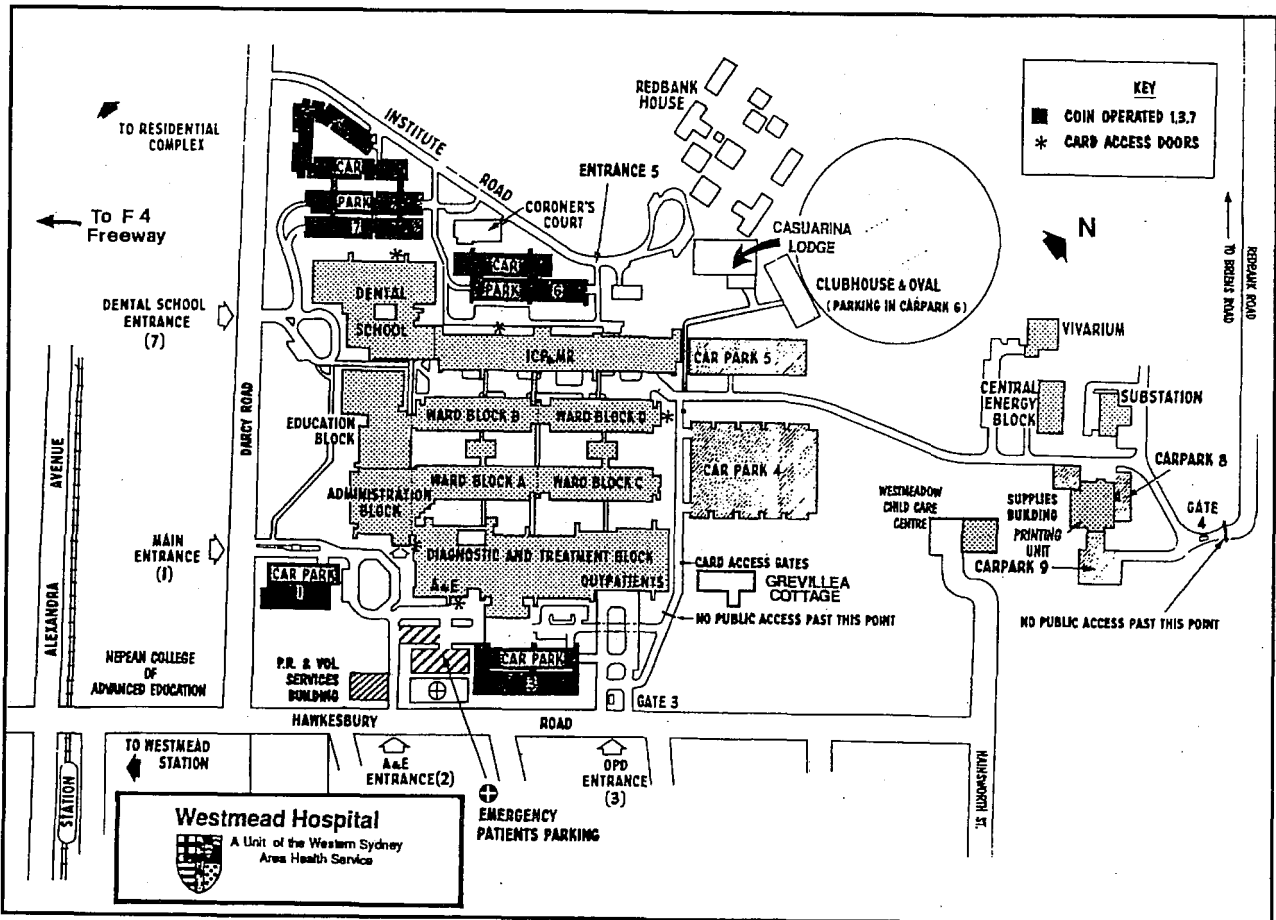
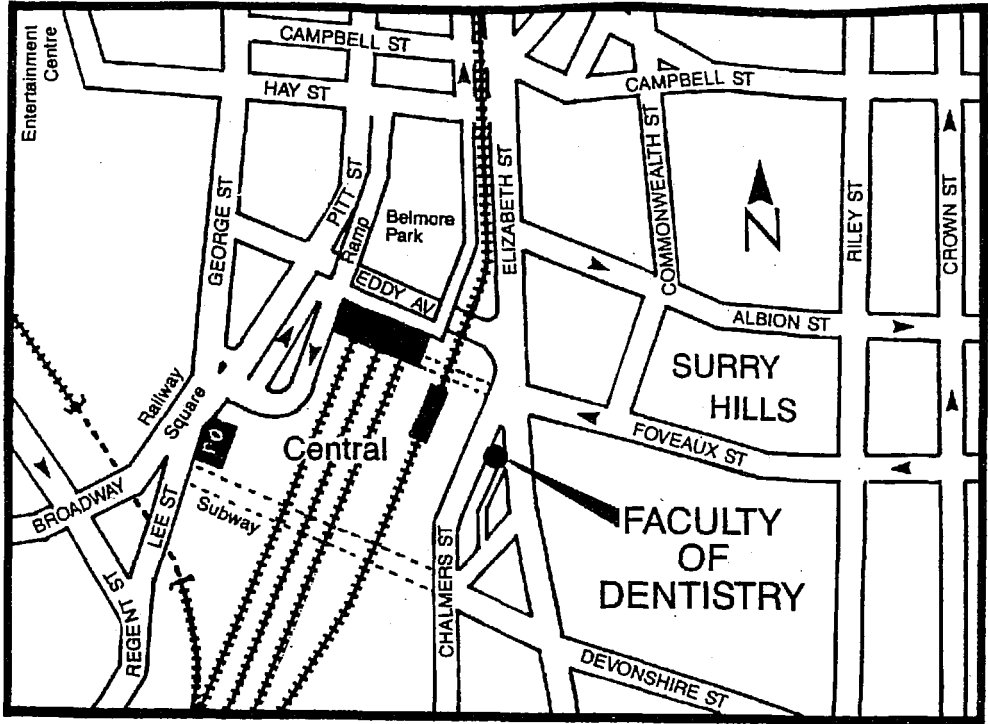
There are thirteen Disciplines within the School of Dental Studies: Dental Materials Science, Endodontics, Fixed Prosthodontics, Occlusion, Oral and Maxillofacial Surgery, Oral Biology, Oral Pathology and Oral Medicine, Orthodontics, Paediatric Dentistry, Periodontics, Public Health Dentistry, Removable Prosthodontics, Tooth Conservation. Interdisciplinary coursework is also provided in Dental Technology and Oral Health; Oral Diagnosis and Radiology; and the Clinical Dentistry course in Fifth Year.

### *Head of School*

Information and advice on courses conducted by the Faculty should be obtained from the Head of School. The Head of School's Office is on Level 3 of the Faculty Building of the United Dental Hospital.

### *Noticeboards*

School and Discipline noticeboards for each Year within the hospitals should be consulted regularly.



## FACULTY

### Dean

Iven J. Klineberg

### Pro-Dean

Sybille K. Lechner

### Associate Deans

Ewan J. Mylecharane (*Undergraduate Studies*)

D. Murray Walker (*Postgraduate Studies*)

.....(*Research*)

Ward L. Massey (*Curriculum*)

Carole A. Price (*First Year Studies*)

### Office of the Dean

EXECUTIVE ASSISTANT

.....

ADMINISTRATIVE ASSISTANT

Lisa Swansborough

SECRETARY TO THE FACULTY

Hugh V. Wilson, BEc

RESOURCES MANAGER

Kelvin Drain, BSc *U.N.S.W.*

ADMISSIONS OFFICER

Jean C. Pitkin, BA Grad Dip Asian Studies *N.E.*

STUDENT ADMINISTRATOR

.....

ATTENDANT

Kevin Wylie

### Continuing Education

DIRECTOR

Michael C. Kafalias

ADMINISTRATIVE ASSISTANT

.....

## SCHOOL OF DENTAL STUDIES

### Head of School

Associate Professor Cyril J. Thomas, BDS HDipDent *Witw.*  
PhD *Stell.*

### Professor of Oral Biology

.....

### Professor of Prosthodontics

\*Iven J. Klineberg, RFD, PhD *Lond.* BSc MDS, FRACDS  
FDSRCS FICD (Occlusion)

Appointed 1978

### Professor of Oral Pathology

\*D. Murray Walker, BDS *Brist.* MD BCh *Wales*, FDSRCS  
MRCPATH FRCPA (Oral Pathology and Oral Medicine)

Appointed 1992

### Professor of Conservative Dentistry

\*Roland W. Bryant, MDS PhD, FRACDS

(Tooth Conservation) (Acting Head, Endodontics)

Appointed 1993

### Clinical Professor

John Edgar de Burgh Norman, MB ChB *Leeds* MDS, FDSRCS  
FRACDS FRCSEd (Maxillofacial Surgery)

### Visiting Professor

\*Milton R. Sims, BDS MScD PhD, FRACDS FICD  
(Orthodontics)

### Associate Professors

\*Peter D. Barnard, MPH *Mich.* MDS DSc, FRACDS FICD  
FAPHA (Public Health Dentistry)

M. Ali Darendeliler, DDS *Istanbul* PhD *Gazi*

\*Sybille K. Lechner, MDS, FRACDS FPFA (Removable  
Prosthodontics)

### Associate Professors (fractional)

Christopher G. Daly, BDS PhD MSc *Lond.*, FRACDS

Michael C. Kafalias, MSD *Indiana* MDS, FRACDS

### Clinical Associate Professors

Geoffrey M. MacKellar, BDS *Qld* MSc *Melb.* DOS  
*R.A.C.D.S.*, FRACDS

Terence Walton, MS *Mich.* MSc, FRACDS

Stephen Yeung, MDS *Adel.* PhD *N'cle(N.S.W.)*, FRACDS

### Adjunct Associate Professors

John Dale, AM, LLB *U.N.S.W.* DDS *Tor.* MDS, FRACDS  
FICD FADI

Norton Duckmanton, RFD, MDS, FRACDS

Chris J.G. Griffiths, AM, RFD, BDS DPHDent, LDS(Vic)

James K. Hawkins, MDS, FRACDS FICD

Robin Hawthorn, MDS

Braham Pearlman, BDS MScDent *Boston*

\*Richard P. Widmer, MSc *Melb.*, FRACDS LDS(Vic)  
(Paediatric Dentistry)

### Senior Lecturers

\*Malcolm I. Coombs, LDS *R.C.S.* BDS *Sheff.* DCR *Lond.* MDS  
(Oral Diagnosis and Radiology) (Acting Head, Oral and  
Maxillofacial Surgery)

Tania M. Gerzina, MDS PhD, FRACDS

\*James G. Ironside, MDS *Adel.* (Fixed Prosthodontics)

Nicki Kilpatrick, BDS *Birm.* PhD *N'cle (U.K.)*, FDSRCPGlas

F. Elizabeth Martin, MDS, FRACDS

Ward L. Massey, BDS *Adel.* PhD

Gregory M. Murray, PhD *Tor.* MDS, FRACDS

\*Carole A. Price, GradDipHEd *U.N.S. W.* MDS (Oral Health,  
Dental Technology)

Graham A. Thomas, BDS, FRACDS (Director, Fifth Year  
Studies)

Geoffrey Wright, BDS *Sheff.* Dip Orth *R.C.S.*, FDSRCS

Hans Zoellner, BDS PhD

### Senior Lecturers (fractional)

W. Donald Heffron, CBE, BDS, FICD FACD (Deputy  
Director, Fifth Year Studies)

\*John Highfield, BDS MSc *Lond.* DDS *Tor.* (Periodontics)

Arumugam Punnia-Moorthy, BDS *Sri Lanka* PhD *Lond.*,  
FDSRCS FFDRCSI

Zu-pyn Yang, BDS *Taiwan* SpecEndo *Venn.*

### Clinical Senior Lecturers

Angus Cameron, MSc, FRACDS

Ann Collins, LDS *R.C.S.* BDS *Lond.*, FRACDS(OMFS)

Susan G. Howell, BDS MSc

Brian Roberts, MDS *Otago*

<sup>1</sup> As at 1 December 1996

\* Heads of Disciplines (as indicated in parentheses)

Alastair R.L. Stevenson, LDS *R.C.S.* BDS *Lond.*, FDSRCSEd  
FRACDS

Barbara Taylor, BDS *Adel.* GradDipOH&S *W.A.I.T.* MDS,  
FRACDS

#### Senior Research Fellows

Neil Hunter, BDS PhD

\*Nick Jacques, BSc PhD (Oral Biology)

Toshio Sumii, BDS PhD *Tokyo Dent. Coll.*

#### Lecturers

Anthony R. Au, MDS, FRACDS

Cheryl C. Chappie, BDS MSc *Lond.*

Deborah Cockrell, BDS *Birm.*, FDSRCPSGlas

#### Lecturers (fractional)

Theodor Baisi, BDS MDS(Ortho)

Malcolm D. Bourne, LDS *R.C.S.*, FDSRCS

Helen M.R. Carey, BDS

Catherine E. Groenlund, MHP DipMark *U.N.S.W.* BDS  
MDS

Shanti Sivaneswaran, BDS *Mysore CertHealthEcon Monash*  
MDS DPHDent

Douglas Stewart, BDS DGDP *R.C.S.*, FRSH MRSH

#### Clinical Lecturers

Gregory Bellamy, BSc *U.N.S.W.* BDS

Michael Bender, MB BS, FRACS

Susan Buchanan, BDS *Melb.* MDS, FRACDS

Harold C. Champion, BDS

Ann Chu, BDS

Peter Duckmanton, BDS MDS, FRACDS

Peter J. Frost, BDS MDS

Joy Gouvoussis, BDS

Fiona Heard, BDS *Melb.* MDS, FRACDS LDS(Vic)

Peter King, MDS

Peter G. Kramer, BDS

Robert Paton, BDS MDS *Qld*

Leesa Rix, BDS MDS, FRACDS

Ronald Q. Robinson, BS *Georgetown DMD Kentucky*

William Saunderson, BDS MDS

Peter Serb, BDS

Tak Kim Ernest Tong, BDS *Malaya*

John D. Wong, BDS

#### Professional Assistant

Christopher Johnson, MAppSc *N.S.W.I.T.* MComp *Macq.*,  
MRACI CChem MACS

#### Senior Technical Officers

Stephen M. Green

Michael Jean-Louis

Ken Tyler

Robert Underdown

#### Technical Officers

Ksenija Rechan, CDT

Bjorn Ekendahl

Janice Matthews

Garath Styles

#### Administrative Assistants

Georgette Bahari

Judith L. Barter

Tracey Bowerman

Marty Darragh

Rebecca Granger

Alexis Jarvis

Frances Porter

Maria Tingey

Margaret Thomas (*State Orthodontic Service*)

Donna Wiltshire

#### Part-time staff

##### Associate Professors

Barrie R.D. Gillings, RFD, ED MS *Roch.* BDS PhD, FRACDS  
FICD

Keith Godfrey, MDS, FACE

##### Lecturers

George M. Boffa, MD BPharm *Malta DA(RCP&S) DA( WHO/*  
*Copenhagen)*, FFARCSIFFARCS FFARCS FICS (*General*  
*Anaesthetics*)

Nicholas A. Packham, MB BS BDS, FRACS (*Head and Neck*  
*Surgery*)

Peter W. Shields, MDS (*Anatomy*)

Nihill H. Somers, BA *N.E.* MDS, FRACDS (*Local Anaesthetics*)

##### Specialist Clinical Associates (Honorary)

Keith Baetz, BSc BDS *Witw.* MDS

Ernest Chan, BDS MDS

David Dal Pra, BDS *Qld* MSc *Lond.*

Robert Fox, BDS -

F. Shane Fryer, BDS MDS, FRACDS

Robert Game, MDS *Adel.*, FRACDS

Joseph P. Geenty, MDS *Otago*

Olga Gluhin, BDS *Otago* MDS

John M. Goodman, BDS MDS

David Grossberg, BDS *Witw.*

C. Mark Hanan, BDS *Otago* DOrth *R.C.S.*, FDSRCS  
FDSRCSEd

Young Ki Hong, BDS MDS

Deborah Lake, BDS MDS

Anthony Martin, MDS, FRACDS

Anthony Pistolese, BDS MDS

Morris Rapaport, BDS MDS

Daniel Vickers, BDS MDS

Hilton Wasilewsky, BDS *Witw.* DipOrtho *Eastman N.Y.*  
MSc(Dent) *Roch.*

David Webster, BDS, FDSRCS FDSRCPSGlas FRACDS

##### Specialist Clinical Associates

Ching Kit Chan, BDS MDS

Stephen Duncan, BDS MDS

John Fricker, BDS MDS, FRACDS

Ronald Masson, BDS MDS, FRACDS

Janis McAloon, BDS MDS, FRACDS

David Roessler, BDS MDS, FRACDS

Barbara J. Spark, BDS MDS

Peter Synnott, BDS MDS

Paul Taylor, BDS MDS

##### Senior Clinical Associates (Honorary)

Stephen C. Daymond, BDS, FRACDS

David Leafe, BDS MSc *Lond.*

Arthur Mills, MDS

Thomas Scahill, BDS, FDSRCS FRACDS

David I. Wearn, BDS

##### Senior Clinical Associates

Ernest G. Airman, MHP *U.N.S.W.* MDS

Thomas W. Boland, BDS MSc *Lond.*

Bruce C. Duncan, BDS BA

Douglas W. Easthope, OAM, MDS

Diana J. Fabijan, BDS *Adel.* DipClinDent

Stuart H. Howe, BDS

Anthony C. McLaughlan, BDS

Ian G. Martin, MDS

Alain J. Middleton, BDS

Peter G. Rosenhain, BDS MBA *Macq.*

David B. Rosenwax, MDS

Antony S. Rynberg, BDS BA

Darren J. Scott, BDS

Wayne Sherson, BDS *Otago* MScDent

Franciskus B. Tan, MDS, FRACDS

Andrew R. Taylor, BDS  
Thomas Tseng, BDS, FRACDS  
John Watson, BDS MSc  
Ian A. Yerbury, BDS  
Phillip Zoldan, BDS

*Clinical Associates (Honorary)*

David Chien, BDS  
Mary Choo, BDS  
Mojgan Ghaffari, BDS  
Andrew C.C. Lin, BDS  
James Ngo, BDS  
David Sheen, BDS MHIthPlan *U.N.S.W.*  
Lesley Short, MDS MSc *Melb.*

*Clinical Associates*

Eduardo E. Alcaino, BDS, FRACDS  
Constantine Amditis, MDS MSc, FRACDS  
Nectarios Andrews, BDS  
Christine Asian, BDS  
Steven J. Brandon, BDS MScDent *Lond.*  
Rosemary Cane, BDS  
Frank W. Chan, MSc *Melb.*  
Hyun-Gon (Peter) Chung, DDS MScDentSc *Korea*  
Lester R. Clifford, BDS  
R. Geoffrey Cook, BDS  
Stephen W. Dahlstrom, MDS *Adel.*, FRACDS  
Andrew Dunn, BDS  
Alan Deutsch, BDS  
Robert A. Fenton, MDS *Adel.*  
Phillip Gray, BDS  
Kuat S. Ho, BDS *Sheff.* MSc *Melb.*  
Ann Y.S.C. Hou, BDS *Taipei Medical Coll.* BDS *Adel.* MSc  
DPHDent  
Michael Kalas, BDS, FRACDS  
Natalie C. Lalak, BDS  
Rex Liu, BDS, FRACDS  
Cheen-Yau Loo, BDS  
Kareen Mekertichian, BDS MSc, FRACDS  
Richard Michniewicz, BDS BA DipEd  
David G. Millington, BDS  
Bruce P. Nichols, BDS  
Vera Palfreeman, BDS  
Frank G. Papadopoulos, BDS  
Megan K.T. Phillips, BDS  
Jane S. Pinchback, BDS  
Sarah L. Raphael, BDS *Adel.*  
S. Rajah Selvarajah, BDS  
Paul Shouha, BDS  
Ricardo Spencer, BDS  
Kamnoon Srethbhakdi, BDS  
Brett L. Taylor, BDS  
Robyn P. Thomas, MSc  
Stephen S. Travis, BDS MSc  
Peter J. Tyas, BDS  
Cathryn V. Vasseleu, BDS MSc BA  
Phillip G. C. Whalley, BDS  
Mathini Wigneswaran, BDS *Ceyl.* BDS  
Glenn R. Willey, BDS  
Albert W.-H. Yeung, BDS  
Robert Y.L. Zee, BDS

*State Orthodontic Service Clinical Associates*

Douglas W. Easthope, MDS  
Russell J. Kift, MDS  
Douglas M. Nader, MDS  
Richard M. Pepperell, BDS *Qld* MSc  
Peter D. Scouler, BDS MSc

*Clinical Associate Lecturers (Honorary)*

Anthony Burgess, BDS  
William Chua, BDS

Ilyong Son, BDS  
Claro Villon, BDS

*Clinical Associate Lecturers*

David Baxter, BDS  
Alfred P. Calavassy, BDS  
Charlie Canceri, BDS  
Elizabeth B.W. Chee, BDS MSc *Lond.*  
Ireen Climax, MDS *Sing.*  
Sally Crowley, BDS *Qld*  
Paul O. Dell'Oro, BDS  
Romola D'Souza, BDS  
Charlotte de Courcey-Bayley, BDS  
Mark W. Dennes, BDS  
Nicole Dodd, BDS  
Katharine Field, BDS  
Ron Georgiou, BDS  
John Greenstone, BChD *Pret.*  
Bezhad Habibi, BDS  
Kenneth Khee Yew Hooi, BDS  
Neil Hutchison, BDS *Sheff.*, LDS *R.C.S.*  
Roy B. Judge, LDS *R.C.S.* BDS *Lond.*  
Julita Karolewski, BDS  
Hayam Kazemi, B Dent & Oral Surg *Cairo*  
Peter King, MDS  
Sejal Kotecha, BDS  
Robert Mackay, BDS  
Sumathi Maniapillai, BDS  
Rachel Mascord, BDS  
Popi Papadopoulos, BDS  
Geoff Parsons, BDS  
Elizabeth M. Rodriguez, BDS  
Beata Rumianek-Dzwbinski, BDS  
A. Patrick Selvaraj, BDS  
Arti Shah, BDS  
Turner T.K. Sinn, BDS  
S. Fuen Tang, BDS  
Pamela Theodoropoulos, BDS  
John Wehbe, BDS  
Kenneth H.K. Wong, BDS

*Other staff from United Dental Hospital contributing to teaching*

*Appointments pending*

James Fisher, BDS

*Other staff from Westmead Hospital Dental Clinical School contributing to teaching*

*Appointments pending*

George H. Hewitt, MDS, FDSRCS FRACDS FICD (Director of Clinical Dentistry and Coordinator of MSc Programs)  
Mark McLachlan, MDS, FRACDS  
Roderick I. Marshall, MDS  
John Sheedy, BDS

**From other faculties**

*Professor*

Yvonne E. Cossart, DCP *Lond.* BSc(Med) MB BS, FRCPath  
(*Infectious Diseases*)

*Visiting Professor*

Michael V. Swain, BSc PhD *U.N.S.W.* (*Mechanical Engineering*)

*Reader*

\*John R. Gibbins, MDS PhD (*Pathology*)

*Associate Professors*

Colin Harbour, BSc *Wales* PhD *Lond.* (*Infectious Diseases*)  
\*Raymond Kearney, BSc PhD *Qld* (*Infectious Diseases*)  
Ewan J. Mylecharane, BPharm *Vic.I.C.* BSc PhD *Melb.*  
(*Pharmacology*)

*Senior Lecturers*

- ◆Gregory A. Doran, BDS Sc MSc *W.Aust.* PhD *N'cle(N.S.W.)*,  
MACE MASCH (*Anatomy and Histology*)
- ◆Hilary G.E. Lloyd, BSc *Brist.* MSc PhD *Lond.* (*Pharmacology*)
- Mary A. Pegler, MSc, FASM (*Infectious Diseases*)
- Margaret A. Swan, BSc PhD (*Anatomy and Histology*)
- ◆Michael A.W. Thomas, DPhil *Oxf.* BSc (*Biochemistry*)
- Carol H. Thompson, BA MVSc, MACVSc MASM (*Infectious Diseases*)

*Lecturer*

- ◆Miriam Frommer, BSc PhD *Lond.* (*Physiology*)

*Associate Lecturer*

- Bruce Duncan, BDS BA (*Anatomy and Histology*)

**Other staff**

*Honorary Curator, Dental Alumni Society Museum*  
Sydney Levine, MDS, FRACDS

*Honorary Assistant Curator, Dental Alumni Society Museum*  
Anthony O'Meara, MDS MDSc

## 2 The Faculty of Dentistry

### General

#### **Degrees and diplomas in the Faculty**

The Faculty of Dentistry provides educational programs at both the undergraduate and postgraduate level. These courses prepare the students for the general practice of dentistry, specialisation, research, teaching or dental administration. There are two undergraduate degrees, the degree of Bachelor of Dental Surgery (BDS) and the degree of Bachelor of Science (Dental) (BSc(Dent)). There are three master's degrees, the degree of Master of Dental Surgery (MDS), the degree of Master of Science in Dentistry (MScDent) and the degree of Master of Dental Science (MDSc). The Faculty also offers the degrees of Doctor of Philosophy (PhD) and Doctor of Dental Science (DDSc), the Graduate Diploma in Public Health Dentistry (GradDPHDent) and the Graduate Diploma in Clinical Dentistry (GradDipClinDent).

The degree of Bachelor of Dental Surgery enables graduates to practise dentistry and is the academic evidence required by the Dental Board of N.S.W. for registration as a dentist.

The degree of Bachelor of Science (Dental) is a research degree undertaken during or after the completion of the BDS degree.

#### **The field of dentistry**

The goal of the dental profession is the optimal oral health of the individual and the community, by the prevention of oral disease and the treatment of those diseases and abnormalities that cannot be prevented. The dental profession is an integral part of the health team in the community and has the specific responsibility for orofacial tissues and their function and a joint responsibility with the other health professions to integrate dental and oral health into the total health care of the community.

This responsibility involves consideration of both the patient as an individual and as a member of the community. In the modern dental curriculum, community dentistry is playing an ever increasing role.

#### **Dentistry as a profession**

There is an increasing scope of activity for dental graduates. The control of dental caries and the lessening of needs for routine restorative dentistry in the younger generation, as well as rapid advances in research and prevention over the last decade, have allowed dental graduates the opportunity to carry out more sophisticated and specialised dental treatment. The increasing availability of postgraduate training makes the entry into specialised practice more readily available and the growing level of community awareness of the significance of oral health, together with a feeling of confidence in preventive measures, allows a higher standard of dental health care to be provided for the community.

The emphasis on community health aspects and the development of the social responsibility of the profession are also influencing the nature of dental practice and re-orienting attitudes of both the profession and the community to oral health and the value of preventive and treatment services.

#### **General dental practice**

Registered dental graduates may practise as general practitioners and provide dental care for their patients in a private practice situation. They may also practise general dentistry in an institution, government instrumentality or in the armed services. Most dentists are in general practice.

#### **Specialisation**

Dentists may undertake programs of advanced study and research to prepare themselves for specialised practice. Some of the areas of specialisation are orthodontics, oral and maxillofacial surgery, oral medicine, periodontics, dental public health, prosthodontics and paediatric dentistry.

Dental graduates may restrict their practices to one of the areas of specialisation or may, after taking a higher degree or additional qualification, emphasise and develop an area of specialised interest within general practice.

#### **Research**

The essence of professional and university activity is the development of knowledge in the total field that the profession encompasses.

Research in dentistry is the basis of progress, not only in understanding human biology and pathology, but also psychology. It embraces every aspect of the basic sciences, clinical practice and the behavioural sciences in their relationship to the production of oral health and its maintenance.

There are increasing opportunities for research in oral health science. Generally graduates will have to undertake higher degree programs to fit them for a career in both research and teaching.

#### **Teaching**

With the expansion and development of dental schools and the increasing numbers of students, the tendency is to rely on full-time specially trained staff members in teaching, rather than upon part-time teachers recruited from the ranks of the profession.

The teaching of dentistry provides a most interesting career, for it necessitates a combination of the academic and practical aspects of dentistry approached on the highest possible level.

#### **Institutional dentistry**

Every hospital or clinic providing a dental health service must employ a number of graduate dentists. Many find that working within the structure of such an organisation is both interesting and rewarding and the new graduate, in particular, may welcome the opportunity of further experience in hospital work.

**Armed services**

In time of peace, as well as in war, the Navy, Army and Air Force each maintain a dental health service. The dentist commences with a commissioned rank.

**School Dental Service**

For those interested in dental work limited to treatment for children, the School Dental Service offers many opportunities. With the extension of public health programs, this service has been significantly expanded.

**The Dentists Act**

The practice of dentistry in N.S.W, is governed by the Dentists Act 1989, and by the regulations made pursuant to it. Copies of the Act and regulations may be obtained from the Office of the Government Printer, Sydney. The administration of the Act is vested in the Dental Board of N.S.W.

It is illegal to perform any operation or give any treatment, advice or attendance such as is usually performed or given by dentists unless registered by the Dental Board of N.S.W.

Any person who proves to the Board to be of good character shall be entitled to be registered as a dentist if he or she is:

- (a) a graduate in dentistry of any university in Australia or of a dental college affiliated with a university of Australia; or
- (b) qualified in any of the ways set out in Section 10 of the Act.

## Centres and services for teaching and research

Students undertake their training at both the United Dental Hospital and Westmead Hospital Dental Clinical School.

**United Dental Hospital of Sydney**

The United Dental Hospital provides:

- (a) clinical and technical facilities for the instruction of dentistry students;
- (b) dental treatment for patients who are holders of Health Cards or those referred for specialist care;
- (c) facilities for the Institute of Dental Research.

**Dental Clinical School, Westmead Hospital**

The Dental Clinical School is part of Westmead Hospital. It provides:

- (a) clinical and technical facilities for the instruction of dentistry students;
- (b) dental treatment for patients who are holders of Health Cards or those referred for specialist care.

**Aboriginal Medical Service**

The Aboriginal Medical Service is an out-patient health care unit for Aboriginal patients from all over Australia who, for a variety of reasons, do not make use of conventional health services. The Service has been affiliated as a teaching institute of The University of

Sydney. It has a dental clinic that offers students training in preventive dentistry in particular. It also provides excellent opportunities to conduct follow-up treatment and clinical practice in a community setting and to gain clinical experience of the dental problems of a major ethnic group.

**Institute of Dental Research**

The Institute of Dental Research, which occupies most of the seventh floor of the United Dental Hospital performs a wide variety of functions. The Institute grew out of what was previously the Department of Pathology of the hospital. As the name of the Institute implies, its staff are primarily concerned with dental research and comprises graduates in both dentistry and science. There are permanent positions for graduates as well as a number of positions held by postgraduate students on research grants. The Institute is concerned with biological research rather than problems of dental materials and the topics of investigation come within the fields of chemistry, biochemistry, physiology, bacteriology, immunology and pathology. There is a close liaison with the dental profession and certain tests are carried out on request. Finance is provided by the Health Department of New South Wales, but members of staff lecture part-time at the University and participate in postgraduate dental programs. The Director holds the positions of Professor of Oral Biology and Head of the Discipline of Oral Biology within the Faculty.

**Centre for Oral Health Research**

The Centre for Oral Health Research brings together a range of relevant research interests within the Faculty and the Institute of Dental Research.

The aim of the Centre is to provide the interface between scientific developments and clinical practice through studies in a range of relevant areas.

The Centre also serves as a public focus for the activities of the Faculty and the Institute of Dental Research. The components of the Centre are the Institute of Dental Research and the following Faculty units: Biomaterials, Experimental Oral Surgery, Neurobiology and Orofacial Pain, Oral Pathology and Oral Medicine, and Orofacial Implants.

## Membership of the Faculty

**Resolutions of the Senate****Constitution of the Faculty of Dentistry**

1. The Faculty of Dentistry shall comprise the following persons:

- (a) the Professors, Readers, Associate Professors, Senior Lecturers, Lecturers and Associate Lecturers being full-time permanent, fractional permanent, full-time temporary, or fractional temporary members of the teaching staff in the School of Dental Studies;
- (b) the Deans of the Faculties of Medicine and Science;
- (c) the Heads of the Schools of Biological

- Sciences, Chemistry and Physics or their nominees;
- (d) the Heads of the Departments of Anatomy and Histology, Biochemistry, Infectious Diseases, Pathology, Pharmacology and Physiology or their nominees and up to two full-time members of the academic staff of each of those departments who are responsible for teaching dental students, nominated biennially by the Head of the Department;
  - (e) the Boden Professor of Human Nutrition;
  - (f) not more than eight part-time members of the teaching staff in the School of Dental Studies elected by the Faculty, with not more than two members being elected from any one discipline;
  - (g) full-time members of the research staff of the School of Dental Studies and of the Institute of Dental Research who hold appointments of Research Fellow and above;
  - (h) persons upon whom the Senate has conferred the title of Clinical Professor, Adjunct Professor, Clinical Associate Professor, Adjunct Associate Professor, Clinical Senior Lecturer, or Clinical Lecturer in accordance with the resolutions of the Academic Board;
  - (i) not more than five students elected in the manner prescribed by resolution of the Senate;
  - (j) the President of the Dental Health Education and Research Foundation within The University of Sydney;
  - (k) the General Superintendent of Westmead Hospital;
  - (l) the Director of Dental Services at Westmead Hospital and the Director of Dental Services at the United Dental Hospital;
  - (m) the Director of the Institute of Dental Research;
  - (n) the Director of Dental Services of the Department of Health of New South Wales;
  - (o) one nominee of each of the Royal Australasian College of Dental Surgeons and the Australian Dental Association (New South Wales Branch);
  - (p) such other persons as may be appointed by the Faculty on the nomination of the Dean, for such period as determined by the Faculty; and
  - (q) such other persons as may be appointed by the Faculty as Honorary Members of Faculty on the nomination of the Dean, for such period as determined by the Faculty, in accordance with resolutions adopted by the Faculty at its meeting on 10 November 1995.

2. The election of members pursuant to section 1(f) shall be held at the last meeting of the Faculty in each alternate year and the members so elected shall

hold office from 1 January of the year following their election until the next election but conterminously with their membership of the part-time teaching staff.

### Student membership of the Faculty

The resolutions of the Senate make provision for five students to be elected to membership of the Faculty of Dentistry. The five students shall comprise:

- (a) the President of the Sydney University Dental Undergraduates' Association, provided he or she is a student enrolled for a degree or diploma in the Faculty of Dentistry (ex officio);
- (b) one student enrolled for a postgraduate degree or for a diploma in the Faculty of Dentistry, provided that if there is no nomination of a postgraduate student the vacancy may be filled by an undergraduate student; and
- (c) three other students.

The Senate resolutions for the student membership of the Faculty of Dentistry are set out in full in the University's *Calendar*.

Students may also become members of other university bodies.

### History of the Faculty

Consideration was first given in 1897 to the possibility of establishing a School of Dentistry in The University of Sydney, when a provisional curriculum was drawn up by the Senate. However, in the absence of any law in New South Wales regulating the practice of dentistry, it was not considered appropriate to take any definite steps, and no action was taken until the passing of the Dentists Act in 1900.

The birth of the dental profession in New South Wales occurred on 1 January 1901, when the Dentists Act became operative. Prior to this time, there were no laws governing the practice of dentistry in New South Wales. Any person could set up in dental practice. However, there were some dentists trained in England who were in practice in the colony, and these people worked hard to lay the groundwork for a dental school and to establish the practice of dentistry on a professional basis.

The Dentists Act provided for the licensing of dental practitioners who presented evidence of their qualification to a Board created for the purpose by the Act. The Act recognised any qualification which might be awarded by The University of Sydney, and there was therefore no further reason for delay in establishing a dental school. In 1901 a Committee of the Senate was appointed to complete the arrangements for the opening of a dental school. A Department of Dental Studies was established, with the Dean of the Faculty of Medicine at its head. In March 1901 the Dental School opened, with seventeen students.

The Dental School offered a curriculum of three years leading to a Licence in Dentistry. The course consisted of basic science subjects such as chemistry, physics, anatomy and physiology; the medical subjects materia medica, pathology and surgery; and clinical dentistry.

A Board of Dental Studies was established, consisting of the Chancellor, the Deputy Chancellor and the Dean of the Faculty of Medicine (Chairman), as well as the professors and lecturers in the subjects of the dental curriculum and the members of the honorary staff in the Dental Hospital. The first meeting of the Board was held on 12 February 1901. Professor Sir Thomas Anderson Stuart, the Dean of the Faculty of Medicine, worked tirelessly, first to establish the Dental School and then following its inception, to promote its activities.

Initially it was proposed that dental students should obtain clinical training in the dental department of Sydney Hospital, but this was found to be impracticable. The University Dental Hospital was therefore established in 1901 for the purpose of providing dental care for persons unable to pay normal dental fees and also for the purpose of clinical instruction to dental students of the University. The Hospital's business was carried out in a building at the corner of George and Bathurst Streets in the city opposite St Andrew's Cathedral. In 1900 a Dental Hospital of Sydney was also established by the N.S.W. Government, to provide dental care for the poor. Subsequently the two hospitals were amalgamated by Act of Parliament in 1905, to form the United Dental Hospital of Sydney. The United Dental Hospital was established in a building on its present site in Chalmers Street, Surry Hills, Sydney.

Apart from the medical members, the Department of Dental Studies consisted of seven dental staff:

the Instructor in Mechanical Dentistry:

N.A. Gray

three lecturers in Surgical Dentistry:

N.S. Hinder, DDS

N.B. Pockley, DDS

R. Fairfax Reading, MRCSEd

three lecturers in Mechanical Dentistry:

A.H. MacTaggart, DDS

A.C. Nathan, DDS

H.S. duVernet, DDS.

In 1905 the Senate established the degree of Bachelor of Dental Surgery; and a curriculum of four years' duration was approved for this purpose. Special arrangements were made to permit students holding the Licence of Dentistry to be admitted to the degree after a year of further study. In 1906 the first candidates were admitted to the degree of Bachelor of Dental Surgery. There were thirteen candidates for the degree, including two women. Following its establishment, the Board of Dental Studies continued to plan for the eventual development of a Faculty of Dentistry. In 1910 the board proposed that a degree of Doctor of Dental Science, similar to the degree of Doctor of Medicine, be established in The University of Sydney. In 1920 the generosity of the McCaughey benefaction made possible the establishment of several new Faculties in the University, including a Faculty of Dentistry. The first meeting of the Faculty of Dentistry, at which seven members were present, was held on 8 July 1920, and Dr Fairfax Reading was elected first Dean.

The establishment of the Dental School and its later development as a Faculty owes much to the

endeavours and the ability of Richard Fairfax Reading. Fairfax Reading, who held qualifications in medicine and dentistry from the Royal College of Surgeons in the United Kingdom, commenced practice as a dentist in Sydney in 1889 and, together with other dental colleagues and with Sir Thomas Anderson Stuart, had worked to create a dental school within The University of Sydney. He became the first part-time Director of Dental Studies and subsequently full-time director and then Professor of Dentistry. He was Dean of the Faculty from 1921 until his retirement in 1934. Fairfax Reading raised the standards of dentistry as a profession in New South Wales and firmly established dental undergraduate training in the University.

In the 1920s there was considerable concern in the Faculty about transferring the dental hospital to the main grounds of the University, preferably to be associated with the Royal Prince Alfred Hospital. Only an absence of funds prevented the Senate from adopting this proposal.

The degree of Bachelor of Dental Surgery of The University of Sydney was recognised by the General Medical Council of the United Kingdom for the purpose of registration in Great Britain and its colonies. In 1926 the Senate approved the introduction of the degree of Doctor of Dental Science, and in the following year the first degree was awarded. In 1934 Dr A. J. Arnott was appointed to the Chair of Dentistry following the retirement of Dr Fairfax Reading. Professor Arnott, who had previously been Superintendent of the United Dental Hospital, was elected Dean of the Faculty of Dentistry, a position he held until his retirement in 1964.

The Australian Dental Association, N.S.W. Branch, was established in 1927 with the active support of the Faculty of Dentistry and in 1928 the federal body, the Australian Dental Association, came into being.

In 1934 the Dentists Act was amended. The principal change was the abolition of a system of apprenticeship, which had allowed dentists to take apprentices or pupils in return for payment. The University of Sydney was now recognised as the only institution for training recognised dental practitioners in New South Wales.

The 1930s saw an increase of interest in dental research, and the N.S.W. and Commonwealth Governments provided funds to the Faculty for this purpose. In 1936 the Faculty resolved to extend the curriculum of four years for the BDS degree into a fifth year. The degree became a full five-year course in the 1960s following a visit of inspection by the General Dental Council of the United Kingdom.

In 1939 a new building was established for the Faculty of Dentistry within the United Dental Hospital. The postwar period saw an expansion of the activities of the United Dental Hospital. In 1946 a Director of the Departments of Pathology and Bacteriology at the Hospital was appointed. In the same year the institute of Dental Research was established at the Hospital with the approval of the N.S.W. Government. The Institute, which was established to promote dental research, was based on the National Institute of Dental Research in Bethesda, Maryland, U.S.A. Dr N. E. Goldsworthy, Senior Lecturer in Bacteriology in the Faculty of Medicine, was appointed the first director.

In the 1940s the staff of the Faculty was considerably strengthened. In the early part of the decade three lecturers were appointed, and later three positions of senior lecturer were established in the fields of dental pathology (1947), preventive dentistry (1948) and operative dentistry (1948). Subsequently, in 1954 and 1955, three associate professors in these fields were appointed. An additional lecturer in operative dentistry was appointed in 1952. In 1947 the Postgraduate Committee in Dental Science was established, to promote and develop programs of continuing education for the dental profession.

In 1959 the Faculty established the Diploma in Public Health Dentistry. The degree of Master of Dental Science was established in, 1964. This was the first full-time formal postgraduate degree in dentistry in Australia.

In 1961 the Senate resolved to establish three chairs in the Faculty, in the fields of prosthetic dentistry, operative dentistry, and preventive dentistry. Associate Professors Graham, Lyell and Martin were appointed to these chairs respectively. In 1964 Professor Arnott retired and Dr M. Jolly succeeded him as McCaughey Professor of Oral Surgery. Professor Arnott (1899-1973) had made a distinguished contribution to the development of the teaching of dentistry, to the planning and building of the United Dental Hospital and to the establishment of the Institute of Dental Research. He was succeeded by Professor Lyell as Dean of the Faculty. In 1970 Professor Martin became Dean of the Faculty, retiring in December 1988. Professor Hume was elected Dean in January 1989 and resigned in September 1990. Professor Klineberg was elected Dean to March 1992 and under a revised University policy became the first appointed Dean for a five-year term 1992 to 1996.

The 1970s were a period of concern about redevelopment of dental teaching and research facilities and revision of the undergraduate curriculum. The MGM Building adjoining the United Dental Hospital was purchased by the Health Commission of New South Wales with the financial support of the Australian Universities Commission, and was converted into facilities for the Faculty. Planning commenced for a second clinical school to be established in the Westmead Centre, a major new hospital complex in the western suburbs of Sydney (now known as Westmead Hospital). The Hospital was opened for medical patients in 1978 and accepted its first dental patients in 1980.

In line with developments in dental and health sciences education throughout the world, the Faculty embarked in 1970 on a review of its undergraduate curriculum. Radical changes were adopted and the first students were accepted into the new BDS course in 1978.

The Faculty of Dentistry of The University of Sydney is now the largest dental school in Australia. It has the most extensive postgraduate and continuing education programs. For many years the Faculty has been responsible for training dentists for those states in Australia and for neighbouring countries without dental schools. Dental graduates of many countries in Asia have undertaken their postgraduate studies

at The University of Sydney over the last twenty-five years. Through the superior quality of its graduates and its postgraduate training and research, the Faculty has established a strong international reputation and has been responsible for promoting the highest standards of dental care in Australia.

In 1994 a new Faculty structure was introduced with the establishment of a School of Dental Studies. There are no longer four Departments with Departmental Heads and Disciplines grouped within Departments. There is now a Head of School, and within the School individual Disciplines are identified. Directors of Years are appointed to coordinate coursework for each year and Course Coordinators are responsible for individual courses in each year.

In keeping with the principle of continuing evaluation and development, a complete review of the curriculum is currently in progress.

# 3 Undergraduate degree requirements

## The BDS degree curriculum

In 1978 the Faculty of Dentistry introduced a five-year curriculum for the BDS degree. The course aims at providing a basic training for dentists and giving graduates a rational approach to the practice of dentistry in the light of existing knowledge, so that they may understand and use the new developments that they will later encounter in dental practice. Training for the practice of dentistry is a lifelong process, of which undergraduate study is only the first step. The object of the undergraduate course is to provide dental practitioners with the scientific basis for future studies and to equip them with sufficient skills to begin the practice of dentistry immediately after graduation.

The curriculum attempts to integrate the basic sciences and the preclinical, paraclinical and clinical components of the course. Students are introduced to clinical experience early in the course, and the coordination of courses and disciplines is emphasised to enable them to identify with dentistry at the beginning of their studies and to prepare them for modern concepts of total oral health care. In line with current developments in health care education throughout the world, there is an emphasis on the behavioural sciences relating to dentistry and also on the practice of dentistry in a community health setting.

Whilst retaining the best features of its traditional teaching the Faculty believes the curriculum will produce, at the end of five years, a graduate equipped to cope with dentistry as practised in the concluding years of the twentieth century, and prepared for the practice of dentistry in the twenty-first.

### Regulations

The resolutions of the Senate governing the degrees of Bachelor of Dental Surgery and Bachelor of Science (Dental) are reproduced below.

#### *Bachelor of Dental Surgery*

1. (1) A course shall consist of lectures, seminars or tutorials, together with such clinical and laboratory instruction or practical work, exercises or essays as may be prescribed by the Faculty.  
(2) In these resolutions, the words 'to complete a course' and derivative expressions mean:
  - (a) to attend all lectures, seminars or tutorials, and clinical and laboratory instruction;
  - (b) to complete satisfactorily the practical work, exercises or essays if any; and
  - (c) to pass the examinations in the course.
2. (1) An examination shall be held for each of the prescribed courses of study for the degree.

(2) At each examination a candidate may be required to give proof of the candidate's knowledge by practical or viva voce examinations, and the results of such tests may be taken into account in determining the results of the examinations.

3. A candidate for the degree shall, during the First Year, complete the following courses:

- (1) Physics
- (2) Chemistry
- (3) Biology
- (4) Histology and Embryology
- (5) Biochemistry
- (6) Oral Anatomy and Oral Health
- (7) Dental Technology.

4. A candidate for the degree shall, during the Second Year, complete the following courses:

- (1) Anatomy
- (2) Biochemistry
- (3) Histology
- (4) Physiology
- (5) Materials Science
- (6) Tooth Conservation
- (7) Removable Prosthodontics (Preclinical)
- (8) Oral Health
- (9) Professional Communication.

5. A candidate for the degree shall, during the Third Year, complete the following courses:

- (1) Infectious Diseases
- (2) Pathology
- (3) Tooth Conservation
- (4) Removable Prosthodontics
- (5) Periodontics
- (6) Oral Biology
- (7) Oral Diagnosis and Radiology
- (8) Occlusion
- (9) Endodontics
- (10) Fixed Prosthodontics
- (11) Pharmacology
- (12) Oral Surgery (Local Anaesthesia and Exodontia)
- (13) Orthodontics.

6. A candidate for the degree shall, during the Fourth Year, complete the following courses:

- (1) Tooth Conservation
- (2) Fixed Prosthodontics
- (3) Endodontics
- (4) Removable Prosthodontics
- (5) Preventive Dentistry
- (6) Oral Surgery
- (7) Oral Pathology and Oral Medicine
- (8) Surgery
- (9) Pharmacology and Therapeutics
- (10) Anaesthesia (Local and General)
- (11) Oral Diagnosis and Radiology
- (12) Periodontics
- (13) Paediatric Dentistry
- (14) Orthodontics.

7. A candidate for the degree shall, during the Fifth Year, complete the following courses:

- (1) Oral Surgery
- (2) Clinical Dentistry
- (3) Electives
- (4) Ethics and Professional Responsibility
- (5) Systemic Pathology.

8. Except by permission of the Dean of the Faculty, no candidate shall be allowed to sit for any yearly examination unless the requirements as specified by the Faculty for that year have been completed.

9. Except with the permission of the Faculty, no candidate shall be permitted to enrol in any courses prescribed for the Second or subsequent Years of candidature unless that candidate has completed all the requirements of the previous Year as specified by the Faculty for that Year.

10. Candidates who have completed all courses for the degree to the satisfaction of the Faculty may be recommended to the Senate for the degree of Bachelor of Dental Surgery.

11. Except with the permission of the Faculty, all requirements for the degree shall be completed within nine calendar years from the date of first enrolment in the Faculty.

12. First Class or Second Class Honours may be awarded at graduation.

13. If a candidate graduates with First Class Honours and the Faculty is of the opinion that the candidate's work is of sufficient merit, that candidate shall receive a bronze medal.

14. A candidate who had been enrolled for the degree of Bachelor of Dental Surgery but has not re-enrolled for a period of one year shall complete the requirements for the degree under such conditions as the Faculty may determine.

15. Where a course for the degree is no longer available, a candidate shall complete instead such other course or courses as the Faculty may by resolution prescribe.

### ***Bachelor of Science (Dental)***

1. A candidate for the degree of Bachelor of Dental Surgery who-

- (a) has shown exceptional merit in the entry qualification(s) for the degree, or in the courses of the degree,
- (b) is considered by the Head of Discipline / Department, or the Professor or other member of the teaching staff most concerned, a suitable candidate for advanced study and research,

may be permitted, with the special permission of the Dean, to undertake an approved course of advanced study and research within the Faculty, concurrently with their enrolment in the degree. The course of advanced study and research shall, except with the permission of the Faculty, be completed in not less than three years.

2. A candidate for the degree of Bachelor of Dental Surgery who-

- (a) has completed the courses of the Third Year or the Fourth Year for the degree,

(b) has shown special merit in those studies, and

(c) is considered by the Head of the appropriate Discipline/Department, or the Professor or other member of the teaching staff most concerned, a suitable candidate for advanced study and research,

may be permitted by the Faculty to interrupt candidature for the degree and undertake an approved course of advanced study and research within the Faculty.

3. A person who-

(a) has qualified for the award of the degree of Bachelor of Dental Surgery of the University of Sydney,

(b) has shown special merit in those studies, and

(c) is considered by the Head of the appropriate Discipline/Department, the Professor or other member of the teaching staff most concerned, a suitable candidate for advanced study and research,

may be permitted by the Faculty to undertake, during the year immediately following that in which the candidate qualified for the award of the degree of Bachelor of Dental Surgery, an approved course of advanced study and research within the Faculty.

4. On completion of the course, the candidate may be recommended by the Faculty for the award of the degree of Bachelor of Science (Dental).

5. (1) The degree shall not be awarded before the completion of the courses of the Third Year of the degree of Bachelor of Dental Surgery.

(2) The degree shall only be awarded with Honours.

(3) There shall be three classes of Honours, namely Class I, Class II and Class III.

(4) If a candidate graduates with First Class Honours and the Faculty is of the opinion that the candidate's work is of sufficient merit, that candidate shall receive a bronze medal.

# 4 Courses of study

12

*Note:* Courses and arrangements for courses, including staff allocated, as stated in any publication, announcement or advice of the University are an expression of intent only and are not to be taken as a firm offer or undertaking. The University reserves the right to discontinue or vary such courses, arrangements or staff allocations at any time without notice.

## Curriculum

The description of courses below follows the sequence given in resolutions of the Senate 3-7 in Chapter 3 of this handbook. The arrangement is by years. All students take all courses in proceeding to the BDS degree. The University's course identification code numbers are shown in parentheses.

## Recommended books for courses

Changes sometimes occur in the selection of prescribed textbooks, or reference books, owing to supply difficulties, or the publication of new and more suitable works. Such changes will be announced by lecturers and it is prudent to check with the relevant lecturer before buying the books you expect to need.

## First Year

*Assumed knowledge:* 2-unit course in mathematics and two of 2-unit courses in Biology, Chemistry and Physics.

First Year courses are held on the University Main Campus and at the United Dental Hospital.

### Physics (1-1545-3)

Dr Ulrichs

*Classes* Sem 1: (3 lec, 1 tut & 3 prac)/wk

*Assessment* one 3hr exam, continuous in laboratory

Physics for Dentistry is a one-semester course. Topics include mechanics, properties of matter, thermal physics, electricity, light and radiation. The laboratory course includes practical electricity, geometrical optics and experimental method.

Textbooks

J.W. Kane and M.M. Sternheim *Physics* 3rd edn (John Wiley, 1988)

*Physics 1 Laboratory Handbook and Experiment Notes* (School of Physics, 1996)

### Chemistry (1-4430-3)

Dr Pierens

*Classes* Yr: lec (41 Inorganic & Physical & 27 Organic), fourteen 3hr prac & 27 tut

*Assessment* exams at end of each sem

This is the School of Chemistry's Chemistry ILS course. It is designed for the student who requires a good general grounding in chemistry for the subsequent study of subjects such as biochemistry and physiology. It covers chemical theory, inorganic, physical, and

organic chemistry with many examples from biological areas. Course details are available from the Chemistry School. Students are advised at the beginning of the year about other factors contributing to assessment for the course.

Textbooks

Students should obtain a booklist from the School during the orientation period.

### Biology (1-3128-3)

Dr Franklin

*Classes* Sem 1: (3 lec & 4 prac)/wk

*Assessment* one 3hr exam, one 1.5hr prac exam, assignment, prac class work

This course (Biology for Dentistry) provides an introduction to cell structure and function, tissue structure and function, mammalian anatomy and physiology (with particular reference to humans), microbiology and genetics. There are 35 lectures and 13 four-hour laboratory sessions.

Textbook

E.P. Solomon *et al. Human Anatomy and Physiology* 2nd edn (Saunders College Publishing, 1990)

Notes to accompany lectures will be issued as appropriate. Laboratory notes should be obtained from the Carlaw Building during the week before lectures begin. For further details of the course obtain a copy of the booklet *Information for Students in First Year Biology* when you enrol at the Faculty of Dentistry office.

### Histology and Embryology (1-3396-3)

Dr Swan

*Classes* Sem 2: (1 lec & 2 prac)/wk

*Assessment* one 1hr theory exam, one 1hr prac exam, practical books may be assessed

(See under Second Year for details of the continuation of this course.)

The histology course begins in Semester 2 and provides a general grounding in histology to serve as a basis for understanding the clinical components of the course such as oral biology and pathology and to combine with other preclinical subjects to provide an understanding of the human body in health and disease. In First Year the morphology of cells and tissues is considered in a course consisting of one lecture and one two-hour practical period per week. Each practical session is preceded by a slide tutorial demonstration.

The practical classes are problem-oriented and require the student to work from microscope slides, textbook and lecture material to complete exercises in their practical books. Purchase of the recommended textbook, 3rd edn (1995), is essential as exercises in the practical books refer to numbered pages in this text.

Textbook  
M.H. Ross *et al. Histology: a Text and Atlas* 3rd edn (Williams & Wilkins, 1995)

### Biochemistry (1-3395-3)

Dr M. Thomas

*Classes* Sem 2: 3 lec/wk & 5 tut

*Assessment* one 0.5 hr exam (mid-sem), one 3hr exam

The course provides a sound, basic introduction to general mammalian biochemistry. Dental aspects, including associated microbial aspects, are emphasised and their relevance to other courses in the Faculty is stressed.

The topics presented in Semester 2 are a major segment of the course and they include the chemistry, conformation and dynamics of cell components with particular reference to proteins, enzymes, nucleic acids and membrane lipids. This is followed by an important section on the storage, transmission and expression of genetic information.

Preliminary reading

S.P.R. Rose *The Chemistry of Life* 3rd edn (Penguin, 1991)

Textbook

P.W. Kuchel and G.B. Ralston *Schaum's Theory and Problems of Biochemistry* 2nd edn (McGraw-Hill, 1997)

or

A.L. Lehninger *et al. Principles of Biochemistry* 2nd edn (Worth, 1993)

or

L. Stryer *Biochemistry* 4th edn (Freeman, 1995)

### Oral Anatomy and Oral Health (1-5725-3)

Dr Price and others

*Classes* Yr: (2 lec & 1 tut)/wk

*Assessment* one 1.5hr exam/Sem 1, two 1.5hr exams/Sem 2, one assignment (equiv. 3000w)

A course integrating dental anatomy, introductory general anatomy and oral health and disease concepts. Lectures provide basic terminology and theory and this is practically related in tutorial sessions ranging from tooth morphology, practical oral hygiene concepts and basic CPR techniques to introductory clinical examination and identification techniques. Clinical sessions introduce students to clinical history-taking and examination techniques, identification of supragingival dental deposits on teeth, correct operator and patient positioning for clinical treatment, and infection control procedures.

**English comprehension and communication skills are assessed in this course. Unsatisfactory performance in this component of the course will require remedial action, and help from trained staff will be provided where necessary. The importance of communication skills in dentistry necessitates achievement of a pass standard in this component of the course.**

Reference books

B.K.B. Berkovitz *et al. A Colour Atlas and Text of Oral Anatomy, Histology and Embryology* 2nd edn (Wolfe Publishing Ltd, 1992)

A.C. Gabriel *Anatomy of Teeth and Jaws* (The University of Sydney, 1965)

K. Romaniuk and B.T. Kruger *Anatomy of the Human Skull, Jaws, Teeth and Muscles of Mastication* (University of Queensland, 1989)

J.H. Scott and N.B.B. Symons *Introduction to Dental Anatomy* 7th edn (Churchill Livingstone, 1974)

### Dental Technology (1-5732-3)

Dr Price

*Classes* Yr: (1 lec & 5 prac)/wk

*Assessment* one 1.5hr theory exam/Sem 2, one 3.5hr prac exam/sem

Students will learn basic theory and skills of dental technology in preparation for later courses in preclinical and clinical dentistry. Lectures provide basic theory and terminology concerning the composition, manipulation and use of a wide range of dental materials, and also the theory of construction of a range of dental appliances. This is practically related in laboratory sessions ranging from construction of dental appliances to reconstruction of tooth form using wax casting techniques.

Included as a component of Dental Technology is an introductory program in Preclinical Tooth Conservation.

This second semester course of lectures and practical sessions is co-ordinated by staff from the Discipline of Tooth Conservation. The aim of this program is to introduce students to basic instruments and techniques used in clinical dentistry, including the high and low speed handpiece. Students are encouraged to develop the fine motor skills necessary for the preparation of cavity forms in teeth. In addition, practical exercises are undertaken which assist in an understanding of dental caries and dental restorative materials.

Textbooks

E.C. Combe *Notes on Dental Material* 6th edn (Livingstone, 1992)

C.A. Price *A Laboratory Manual for Dental Technology* 2nd edn (New Generation Print & Copy Centre Pty Ltd, 1996)

## Second Year

Second Year courses are held on the University Main Campus and at the United Dental Hospital.

### Anatomy (2-2885-3)

Dr Doran

*Classes* Sem 1: (3 lec & 6 tut/prac)/wk; Sem 2: (3 lec & 3 prac)/wk

*Assessment* one 1hr exam/Sem 1, (one 2hr & one 1hr exam) / Sem 2, regular viva voce and other tests

Lectures are given throughout the year on the anatomy of head and neck neuroanatomy and thorax. The lectures on head and neck are supplemented by dissections carried out using specially prepared notes; those on neuroanatomy and thorax by tutorials. Particular emphasis is placed on the head and neck and associated neuroanatomy. The classes stress individual discovery and self-learning.

Weekly lectures are given throughout the year on special areas of dental anatomy, viz. detailed dental morphology, growth and development of the teeth and jaws and the function of the masticatory mechanism.

Students are required to provide themselves with a good quality human skull and specimens of permanent and deciduous teeth.

## Textbooks

G.A. Doran *A New Approach to Dissection of the Thorax, Head and Neck* (The University of Sydney, 1990)

plus either

A.D. Dixon *Anatomy for Students of Dentistry* 5th edn (Churchill Livingstone, 1986)

or

D.R. Johnson and W.J. Moore *Anatomy for Dental Students* 3rd edn (Oxford University Press, 1997)

either to be used in conjunction with

R.M.H. McMinn *et al. A Colour Atlas of Human Anatomy* (Wolfe Med. Publications, 1995)

## Reference books

J. Nolte *The Human Brain* 3rd edn (Mosby, 1993)

J. Stone *et al. The Neuroanatomist's Colouring Book* (Maitland Publications, 1981)

R. Warwick and P.L. Williams *Gray's Anatomy* 37th edn (Longmans, 1989)

**Biochemistry (2-3026-3)**

Dr M. Thomas

*Classes* Sem 1: 2 lec/wk & four 5hr prac; Sem 2: 2 lec/wk

*Assessment* one 2hr exam/sem, one 0.5hr prac exam/Sem 1

The course of lectures with a small practical component builds on the topics taught in First Year. In Semester 1 basic intermediary metabolism is described, followed in Semester 2 by the biochemistry of specialised tissues including blood, connective tissue, bone, teeth and saliva. The course is completed with a section on biochemical aspects of nutrition. The emphasis during this semester is on applied and dental aspects of biochemistry.

## Textbooks

P.W. Kuchel and G.B. Ralston *Schaum's Theory and Problems of Biochemistry* 2nd edn (McGraw-Hill, 1997)

or

A.L. Lehninger *et al. Principles of Biochemistry* 4th edn (Worth, 1993)

or

L. Stryer *Biochemistry* 4th edn (Freeman, 1995)

plus

R.A.D. Williams and J.C. Elliott *BASIC and Applied Dental Biochemistry* 2nd edn (Churchill Livingstone, 1989)

## Reference books

B. Alberts *et al. Molecular Biology of the Cell* 3rd edn (Garland, 1995)

E.L. Smith *et al. Principles of Biochemistry* 7th edn, Mammalian Biochemistry (McGraw-Hill, 1983)

A.S. Truswell *ABC of Nutrition* 2nd edn (BMA, 1992)

**Histology (2-3030-3)**

Dr Swan

*Classes* Sem 1: (1 lec & 2 prac)/wk; Sem 2: (2 lec & 3 prac)/wk

*Assessment* one 1hr theory exam/sem, one 1hr prac exam/sem; practical books may be assessed

During Semester 1 the groundwork laid in First Year is extended to include the morphology of organ systems in a course consisting of one lecture and one two-hour practical period per week. This semester includes six lectures and two hours of practical work on embryology.

Semester 2 is devoted to oral histology, dealing with the histology of teeth, bone, the temporo-

mandibular joint and other tissues of special relevance to dental practice. There are two lectures per week and one three-hour practical per week in Semester 2. Each practical session is preceded by a slide tutorial demonstrating the special dental slides.

## Textbooks

*Sem 1*

M.H. Ross *et al. Histology: a Text and Atlas* 3rd edn (Williams & Wilkins, 1995)

*Sem 2*

A.R. Ten Cate *Oral Histology. Development Structure and Function* 4th edn (Mosby, 1994)

**Physiology (2-3605-3)**

Dr Frommer

*Classes* Yr: (3 lec & 2 tut/prac)/wk

*Assessment* one 3hr exam/sem, one essay/sem, oral and written tests on prac class work

The course provides a general account of physiology and covers most systems of the body. Emphasis is placed on topics particularly related to dentistry wherever possible.

## Textbook

R. Rhoades and R. Pflanzer *Human Physiology* 3rd edn (Saunders College Publishing, 1996)

or

R.M. Berne and M.N. Levy *Principles of Physiology* (Mosby, 1990)

**Materials Science (2-3862-3)**

Prof. Swain

*Classes* Yr: 1 lec/wk

*Assessment* 2hr exam/sem, one assignment/sem

Lectures are given throughout the year on the relation between structure and properties of metallic alloys, polymer composites and ceramics, with special reference to their use as dental materials; and on the principles of adhesion and dental adhesives.

## Textbook

E.C. Combe *Notes on Dental Materials* 6th edn (Livingstone, 1992)

## Reference books

M.F. Ashby and D.R.H. Jones *Engineering Materials I and II* (Pergamon, 1991)

R.G. Craig *Restorative Dental Materials* (Mosby, 1990)

R.W. Phillips *Skinner's Science of Dental Materials* 9th edn (Saunders College Publishing, 1991)

**Tooth Conservation (2-5734-3)**

Prof. Bryant and others

*Classes* Yr. (1 lec & 3 prac)/wk

*Assessment* one 3hr exam/Sem 1, one 2hr exam/Sem 2, two 2.5hr prac exams/sem

Tooth Conservation is concerned with the restoration of lost tooth structure and the maintenance of the health of teeth, supporting tissues and occlusion. Students are required to restore lesions and defects, in plastic tooth models and in extracted natural teeth, working in a clinical simulation facility located at the United Dental Hospital.

The Second Year course consists of lectures and practical classes on the nature of dental caries and its conservative management and on the principles of restoration of simple defects in the structure of teeth.

#### Textbooks

R.G. Craig *Restorative Dental Materials* (Mosby, 1990)

T.R. Pitt Ford *The Restoration of Teeth* (Blackwell, 1992)

### Removable Prosthodontics (Preclinical)

(2-3966-3)

Dr Murray

*Classes* Sem 1: (1 lec & 3 prac)/wk; Sem 2: (2prac/seminars)/wk

*Assessment* one 2hr exam/Sem 2, three 2hr prac exams, class work

Prosthodontics is the branch of dentistry that involves the restoration of lost teeth and supporting structures and the preservation of the remaining teeth and tissues and the occlusion.

This course is a one-year preclinical course involving lectures, practical exercises and seminars on the principles of design and construction of partial and complete dentures. Topics covered include: principles of partial and complete denture design, related dental anatomy, and clinical and laboratory techniques in partial and complete denture construction.

#### Textbook

S.K. Lechner and C.J. Thomas *Partial Denture Construction: A Manual of Clinical and Laboratory Procedures* 5th edn (The University of Sydney, 1991)

#### Reference books

E.C. Combe *Notes on Dental Materials* 6th edn (Livingstone, 1992)

S.K. Lechner and A.R. MacGregor *Removable Partial Prosthodontics: A Case-oriented Manual of Treatment Planning* (Mosby Year Book, Europe, 1994)

E.L. Miller and J.E. Grasso *Removable Partial Prosthodontics* 3rd edn (Mosby, 1991)

R.W. Phillips *Skinner's Science of Dental Materials* 9th edn (Saunders College Publishing, 1991)

### Oral Health (2-4048-3)

Dr Chappie

*Classes* Yr: (1 lec & 3 tut/prac)/wk

*Assessment* one 2hr exam/Sem 2, continuous clinical, project, survey, case presentation

This is a preclinical and clinical course designed to introduce the students to patient management. The aims and objectives are:

- to introduce and review current methods of plaque control and strategies in developing, implementing and assessing plaque control programs;
- to promote an awareness of the importance of effective communication skills;
- to instruct students in the basic skills of: clinical assessment of periodontal health status of patients; detection of supragingival dental deposits on tooth surfaces and oral appliances; mechanical removal of the deposits; art of making clinical observations of host response in the healing of gingival tissues; provision of oral hygiene instruction, fluoride treatments and fissure sealants; and rubber dam application;

- to ensure the students are fully conversant with infection control procedures in the practice of dentistry;
- to provide an introduction to community dental health issues.

#### Reference books

R.B. Adler *et al. Interplay. The Process of Interpersonal Communication* 4th edn (Saunders College Publishing, 1989)

A. Frandsen *Mechanical Oral Hygiene Practices State-of-the-Science Review (Chapter 4)*; from *Dental Plaque Control Measures and Oral Hygiene Practices* eds H. Loe and D.V. Kleinman (Oxford, 1986)

J. Lindhe *Textbook of Clinical Periodontology* 2nd edn (Munksgaard, 1989)

P. Weinstein and T. Getz *Changing Human Behaviour: Strategies for Preventive Dentistry* (Chicago: Science Research Associates, 1978)

### Professional Communication

Dr Chappie

*Classes* see Oral Health (2-4048-3)

*Assessment* continuous clinical, two reports, two oral presentations

This course is integrated into the Oral Health course in Second Year.

Competent clinical and professional communication skills are developmental and essential for the provision of quality patient management. This course addresses the importance of effective communication skills and provides opportunities for students to develop these skills in a clinical environment.

Topics covered include interviewing skills, writing professional reports, and oral presentation skills.

## Third Year

University Main Campus: Infectious Diseases, Pathology.

United Dental Hospital: all other Third Year courses.

### Infectious Diseases (3-3399-3)

Assoc. Prof. Kearney and others

*Classes* Sem 1: 2 lec/wk, twenty 2hr prac & seven 2hr tut

*Assessment* one 3hr exam, one 1hr prac exam, assignments

A course of 28 lectures and 20 practical classes is given during the first semester. Approximately 24 hours are devoted to self-directed learning by students where the format consists of essay topics and student-presented tutorials on set topic assignments.

The course deals with the principles governing the mechanisms of microbial infection and pathogenicity and aims to give the student an attitude towards infection and pathogenicity that will be relevant whatever the nature of the infectious agent and whatever the type of infectious disease.

#### Textbook

C. A. Mims *et al. Medical Microbiology* (Mosby Europe, 1993)

**Pathology (3-3794-3)**

Dr Gibbins

*Classes* Sem 1: (2 lec & 4 prac)/wk*Assessment* one 1.5hr assessment (mid-sem break), one 2.5hr exam

The first component of a two-semester course in general and systemic pathology is taught in the Department of Pathology on the Main Campus. Two lectures and two slideclasses per week cover general principles underlying pathological processes in cells and tissues. Emphasis is on general principles but pathological processes are illustrated with material from oral and paraoral tissues wherever possible. The second component (on systemic pathology) is taught in Fifth Year.

Textbook

R.S. Cotran *et al. Pathological Basis of Disease* 5th edn (Saunders, 1994)**Tooth Conservation (3-5735-3)**

Dr Martin and others

*Classes* Yr: (1 lec & 3 clinic)/wk*Assessment* one 1hr exam/sem, one 1hr slide exam/Sem 2, two 2hr prac exams/Sem 2, clinical work

The course provides experience in the clinical care of patients who require simple counselling for tooth conservation or simple restoration of coronal tooth structure. The lectures and practical classes add to the knowledge and skill required to provide such care.

The course includes a 12-hour segment on behavioural science (in coordination with the Faculty of Medicine) to improve the students' ability in patient management skills.

Textbook

T.R. Pitt Ford *The Restoration of Teeth* (Blackwell, 1992)**Removable Prosthodontics (3-3803-3)**

Assoc. Prof. C. Thomas

*Classes* Sem 1: 9 lec, 27 prac/clinic; Sem 2: 6 lec, 2 tut & 25 prac/clinic*Assessment* one 2hr exam/Sem 1, one 3hr exam/Sem 2, prac & clinical class work

The course consists of two semesters of lectures, seminars and clinical and practical classes. Students examine and treat patients who require partial dentures, and under close supervision they carry out the clinical and laboratory stages in the construction of these prostheses.

The didactic aspects of the course are provided through lectures. Seminars and group activities provide a less formal setting for interchange of ideas on selected topics. Emphasis is placed on partial dentures which maintain the integrity of the remaining oral structures through a rational approach to their design.

In addition, students attend the Special Prosthetics Clinic at the United Dental Hospital to gain an introduction to the practical/clinical aspects of treating complete denture patients.

Textbook

S.K. Lechner and C.J. Thomas *Partial Denture Construction:**A Manual of Clinical and Laboratory Procedures* 5th edn (The University of Sydney, 1991)

Reference books

E.C. Combe *Notes on Dental Materials* 6th edn (Livingstone, 1992)S.K. Lechner and A.R. MacGregor *Removable Partial Prosthodontics: A Case-oriented Manual of Treatment Planning* (Mosby-Wolfe, 1994)**Periodontics (3-4051-3)**

Dr Chappie

*Classes* Yr: 20 lec & (3 tut/prac)/wk*Assessment* one 2hr exam/Sem 2, one 2.5hr prac exam/Sem 2, continuous clinical, two case presentations, one 1500w essay

This course is designed to:

- introduce the current concepts of the aetiology and pathogenesis of gingivitis and chronic inflammatory periodontal disease (CIPD);
- provide a rationale for current clinical practices in the treatment of gingivitis and CIPD;
- introduce and review the current methods of plaque control and the strategies in developing plaque control programs;
- instruct students in the clinical skills of: assessment of the periodontal health status of patients (diagnosis); developing a comprehensive treatment plan for patients with periodontal conditions; the detection of dental deposits on tooth and root surfaces; the mechanical removal of the deposits (scaling); the mechanical preparation of diseased root surfaces in order to promote healing (root planing); assessment of host response in the healing of gingival and periodontal tissues; and evaluation of effectiveness of initial periodontal therapy.

Textbook

J. Lindhe *Textbook of Clinical Periodontology* 2nd edn (Munksgaard, 1989)

Reference books

R.J. Genco *Contemporary Periodontics* (Mosby, 1990)K.H. Rateitschak *et al. Color Atlas of Dental Medicine 1. Periodontology* 2nd edn (Thieme, 1989)**Oral Biology (3-3631-3)**

Dr Jacques and others

*Classes* Sem 1: 4 lec & four 2hr prac; Sem 2: 3 lec/wk*Assessment* one 3hr exam/Sem 2

A series of 39 lectures is given on aspects of plaque ecology, dental caries, periodontal diseases, other diseases caused by oral organisms, and oral immunology. Plaque ecology is discussed in terms of the localisation of bacteria, interaction between bacteria, the contribution of saliva and dietary components to plaque formation, and properties of bacteria in relation to cell structure. Topics on dental caries include biochemistry of the tooth, structure and histopathology of the carious lesion, role of specific bacteria in dental caries, metabolism of carbohydrates (particularly sucrose) by cariogenic bacteria, the molecular basis for caries prevention, and the fluoride-dental caries relation and dental fluorosis. Periodontal

diseases are discussed in the context of the role of specific organisms and the biological activities of their components, biochemistry of connective tissue including osseous response to implants, immunological aspects of periodontal disease in the control of tissue damage and stability or progression of the lesion, and the development of rational means of control. Other diseases involving oral organisms that will be discussed are pulpitis, candidiasis and endocarditis.

#### Textbook

P. Marsh and M. Martin *Oral Microbiology* 3rd edn (Chapman & Hall, 1992)

#### Reference books

T.D. Brock *et al. Biology of Microorganisms* 7th edn (Prentice-Hall, 1994)

I. Roitt *Essential Immunology* 6th edn (Blackwell, 1987)

I. Roitt and T. Lehner *Immunology of Oral Diseases* 2nd edn (Blackwell, 1983)

### Oral Diagnosis and Radiology (3-3791-3)

Dr Coombs and others

*Classes* Sem 1: 14 lec & 3 prac; Sem 2: 13 lec & 9 prac

*Assessment*: two 3hr exams/Sem 2

This course is an introduction to dento-maxillo-facial radiology and oral diagnosis and treatment planning.

It covers the basic theoretical aspects of radiology: types of apparatus, production and characteristics of x-rays, radiation biology, films and film processing, precautions, quality assurance procedures, radiographic techniques, film interpretation and radiographs as diagnostic aids. Limited experience is gained in practical radiography in the clinic.

An introduction is given to the procedures used in the examination and systematic analysis of problems in oral health care. Topics included are patient examination procedures, recording data, history taking, signs and symptoms of abnormality, diagnostic aids, epidemiology of oral conditions, genetics in dentistry, abnormalities in dentition development, and principles and models in treatment planning.

Examinations are taken separately in oral diagnosis and dento-maxillo-facial radiology; a pass must be obtained in both to pass the course.

#### Textbooks

S.L. Bricker *et al. Oral Diagnosis, Oral Medicine and Treatment Planning* (Lea & Febiger, 1994)

P.W. Goaz and S.C. White *Oral Radiology: Principles and Interpretation* (Mosby, 1994)

O.E. Langland *et al. Panoramic Radiology* 2nd edn (Lea & Febiger, 1989)

### Occlusion (3-3621-3)

Dr Au and others

*Classes* Sem 1: 10 lec, 9 tut & 18 prac; Sem 2: 10 lec

*Assessment* one 3hr exam/Sem 2, class work, assignment

This is a preclinical and clinical course designed to study aspects of the human stomatognathic system. The practical program integrates the anatomical, physiological and histological information related to this system, with that presented in the basic courses in Second Year. The following information will be included:

- application of techniques commonly used in clinical treatment for determining maxillo-mandibular relationships including jaw posture and different tooth contact positions, and the transfer of this information to an articulator for the analysis of study casts;
- the study of tooth morphology and the interrelationships at tooth contact for young healthy dentitions contrasted with changes in the dentition with age and the presence of malocclusions.

The clinical component requires students to work in pairs and carry out a comprehensive orofacial examination and occlusal analysis. A co-ordinated series of lectures and clinical sessions emphasising the pathophysiology of the stomatognathic system and relating the following is given:

- clinical techniques of recording and verifying jaw recording;
- clinical occlusal analysis including clinical assessment of TM joints, and jaw and cervical muscles;
- the clinical application of occlusal adjustment procedures;
- the appreciation of current literature on occlusion;
- the supervised examination of patients presenting with orofacial pain, emphasising aspects of diagnosis and treatment planning.

#### Textbooks

M.H. Ash and S.P. Ramfjord *An Introduction to Functional Occlusion* (Saunders, 1982)

R. Dubner *et al. The Neural Basis of Oral and Facial Function* (Plenum Press, 1978)

I.J. Klineberg *Occlusion: Assessment and Diagnosis* (Wright, 1991)

I.J. Klineberg *Cranio-mandibular Disorders and Orofacial Pain: Diagnosis and Management* (Wright, 1991)

S.P. Ramfjord and M.H. Ash *Occlusion* 4th edn (Saunders, 1994)

### Endodontics (3-5737-3)

Assoc. Prof. Mayne and others

*Classes* Yr: (1 lec & 2 prac)/wk

*Assessment* one 1hr exam/sem, class work

The course comprises lecture and preclinical practical classes on the nature of pulpal and periapical disease and its treatment in anterior and posterior teeth. Working under conditions that simulate the clinical environment, endodontic treatment is carried out in extracted teeth.

#### Textbook

R. Walton and M. Torabinejad *Principles and Practice of Endodontics* 2nd edn (Saunders, 1996)

### Fixed Prosthodontics (3-5933-3)

Dr Ironside

*Classes* Sem 2: 1 lec/wk

*Assessment* one 1hr exam/sem

The course comprises a series of lectures on the restoration of defects in tooth structure using indirect technology. Emphasis is given to the indications for full crown preparations, inlays and onlays, fixed partial dentures, impression techniques, resin-bonded and

conventionally luted technologies and temporisation. An introduction to single tooth implant systems will also be given.

#### Textbooks

H.T. Shillingburg *Fundamentals of Tooth Preparations* (Quintessence, 1987)

B.G.N. Smith *Planning and Making Crowns and Bridges* (Methuen, 1986)

S.F. Rosenstiel *et al. Contemporary Fixed Prosthodontics* 2nd edn (Mosby, 1995)

### Pharmacology (3-5945-3)

Dr Lloyd and others

*Classes Sem 2: 1 Lec/wk*

*Assessment* one 1.5hr exam, two assignments

This course, consisting of 10 lectures and 2 problem-solving sessions, aims to provide students with a general understanding of the principles of pharmacology and drug use in medicine, and a more detailed understanding of drug use in dentistry. Introductory lectures deal with drug-receptor interaction, and drug absorption, distribution, metabolism and excretion. Also, drug formulation, compliance and routes of drug administration are discussed. Thereafter, the course covers autonomic pharmacology and drugs used to treat allergy, inflammation and asthma. The problem-solving sessions will cover drugs used in emergencies and respiratory drugs.

#### Textbook

M.J. Neal *Medical Pharmacology at a Glance* 1st edn (Blackwell Scientific Publications, 1992)

#### Reference book

J.G. Walton *et al. Textbook of Dental Pharmacology and Therapeutics* 2nd edn (Oxford, 1994)

### Oral Surgery (Local Anaesthesia and Exodontia) (3-5958-3)

#### Local Anaesthesia

Dr Mouser and others

*Classes Sem 1: 10 lec, 1 tut & 1 prac*

*Assessment* one 1hr exam

The teaching in Local Anaesthesia is a continuum through Third, Fourth and Fifth Years. The introductory part of this course in local anaesthesia extends over several days in Semester 1. This part of the course consists of an integrated series of lectures together with clinical demonstration and practice. The contents cover the history and development of the subject, applied anatomy, asepsis, local anaesthetic drugs, and techniques for the various regional anaesthetic injections for the second and third divisions of the trigeminal nerve. Further clinical experience and teaching continues throughout the remainder of the Fourth and Fifth Years.

#### Textbook

N.H. Somers and P.G. Mouser *Local Anaesthesia* (Discipline manual, 1997)

#### Reference book

D.H. Roberts and J.H. Sowray *Local Analgesia in Dentistry* (Wright, 1987)

### Exodontia

Dr Cockrell and others

*Classes Sem 2: 15 lec, 12 prac & 12 tut*

*Assessment* one 1hr exam

In Semester 2, an intensive introductory course in the practice of exodontia is given as part of the oral surgery strand throughout Third, Fourth and Fifth Years. Topics covered by lectures, tutorials and practical demonstrations include patient assessment, the philosophy of surgical cleanliness, universal precautions, treatment planning, techniques for the removal of teeth, and the management of complications with a revision of basic life support. Regular clinical sessions in exodontia continue throughout the remainder of the Third, Fourth and Fifth Years.

#### Textbook

G.L. Howe *Extraction of Teeth* 2nd edn (Wright, 1990)

### Orthodontics (3-4314-3)

Dr Baisi

*Classes Sem 2: 5 lec & 8 tut*

*Assessment* multiple choice exam

Given a child, adolescent, or adult patient, by the conclusion of the course, the student should be able to:

- by non-directive questioning, obtain the patient's assessment of his/her own orofacial characteristics which may reveal concern about malocclusion or malposition of the teeth which is desired to be changed;
- employ a systematic clinical examination of the positions and occlusion of the teeth and health status of oral tissues of a patient, identifying deviations from normal, acceptable and healthy states for that patient;
- relate features of physiognomy of any patient to positions and occlusion of the teeth of that patient;
- offer preliminary advice on the general management of deviances from normal, acceptable and healthy oral health states.

#### Reference books

W.J.B. Houston *Orthodontic Diagnosis* 3rd edn (Wright, 1982)

W.R. Proffit *Contemporary Orthodontics* 2nd edn (Mosby, 1993)

## Fourth Year

Fourth Year courses are given at the United Dental Hospital and the Dental Clinical School at Westmead Hospital.

### Tooth Conservation (4-5989-3)

Prof. Bryant and others

*Classes Sem 1: (1 lec & 5 clinic)/wk; Sem 2: (1 lec & 3 clinic)/wk & 6 seminars*

*Assessment: one 2hr exam/Sem 1, one 1.5hr exam/Sem 2, one 3hr prac exam/sem, clinical work*

Experience is obtained in the clinical care of patients who primarily require the conservation or restoration of teeth. The course includes lectures and seminars which add to the knowledge and skills required to

undertake more complex procedures in providing this care. A short 18-hour practical course on the advanced uses of composite resin for anterior and posterior teeth is held under clinical simulation conditions.

Textbook

T.R. Pitt Ford *The Restoration of Teeth* (Blackwell, 1992)

### Fixed Prosthodontics (4-5994-3)

Dr Ironside and others

*Classes* Yr: 30 lec & 66 prac/clinic

*Assessment* one 2hr exam/sem, major essay, seminar participation, clinical work

Lectures and practical classes cover the principles of the design and construction of fixed appliances, including implants, which replace missing teeth, the properties and manipulation of dental porcelains, advanced techniques for the restoration of defects in individual teeth, and treatment planning for the patient requiring a more complex type of care.

Textbooks

H.T. Shillingburg *Fundamentals of Tooth Preparations* (Quintessence, 1987)

B.G.N. Smith *Planning and Making Crowns and Bridges* (Methuen, 1986)

S.F. Rosenstiel *et al. Contemporary Fixed Prosthodontics* 2nd edn (Mosby, 1995)

### Endodontics (4-3760-3)

Assoc. Prof. Mayne and others

*Classes* Yr: (1 lec & 2 clinic)/wk

*Assessment* one 1hr exam/Sem 1, one 1.5hr exam/Sem 2, clinical work

The course provides instruction in the more complex aspects of endodontics in order to provide for the clinical diagnosis and care of patients with diseases and injuries that affect the pulpal and periradicular tissues of teeth.

Textbook

R. Walton and M. Torabinejad *Principles and Practice of Endodontics* 2nd edn (Saunders, 1996)

Reference book

J.O. Andreasen *Traumatic Injuries of the Teeth* (Saunders, 1981)

### Removable Prosthodontics (4-3946-3)

Assoc. Prof. Lechner

*Classes* Yr: (1 lec & 10 prac/clinic)/wk

*Assessment* one 3hr exam/Sem 2, one 1hr prac exam/Sem 1, class work

A two-semester course of lectures, clinical demonstrations, seminars and practical classes including the treatment of patients. The following topics are studied:

- complete dentures: impression theories; maxillomandibular records; aesthetic and functional considerations in tooth arrangement; overdentures; immediate dentures; rebase and relining procedures.
- removable partial dentures: diagnosis and treatment planning; design; tooth modification; aesthetic consideration.

Textbook

S.K. Lechner and C.J. Thomas *Partial Denture Construction: A Manual of Clinical and Laboratory Procedures* 5th edn (The University of Sydney, 1991)

Reference books

CO. Boucher *et al. Prosthodontic Treatment for Edentulous Patients* (Mosby, 1990)

S.K. Lechner and A.R. MacGregor *Removable Partial Prosthodontics: A Case-oriented Manual of Treatment Planning* (Mosby-Wolfe, 1994)

E.L. Miller and J.E. Grasso *Removable Partial Prosthodontics* 3rd edn (Mosby, 1991)

### Preventive Dentistry (4-3942-3)

Assoc. Prof. Barnard

*Classes* Sem 2: 14 lec

*Assessment* one 2hr exam

The course aims to provide the student with an understanding of: prevention in dentistry at community, dentist and individual levels; behavioural and sociological aspects of preventive measures and implementation of preventive procedures and practices; factors influencing the provision and utilisation of dental services; dental health attitudes, beliefs and behaviour; interpersonal communication and dentist/patient relationship; and dental health education.

Textbook

J.J. Murray *The Prevention of Dental Disease* 3rd edn (Oxford, 1996)

Reference books

R.B. Adler *et al. Interplay. The Process of Interpersonal Communication* 4th edn (Saunders College Publishing, 1989)

P.D. Barnard *Facts and Figures, Australian Dentistry - 1988* (Australian Dental Association, 1989)

L.K. Cohen and H.C. Gift *Disease Prevention and Oral Health Promotion* (Munksgaard, 1995)

J.M. Dunning *Principles of Dental Public Health* 4th edn (Harvard University Press, 1986)

G.G. Kent and A.S. Blinkhorn *The Psychology of Dental Care* 2nd edn (Wright, 1991)

### Oral Surgery (4-3931-3)

Dr Punmia-Moorthy and others

*Classes* Sem 1: 1 lec/wk, 6 tut & 6 prac; Sem 2: 2 lec/wk & 8 prac/clinic

*Assessment* one 1hr exam/Sem 1, one 3hr exam/Sem 2, class work

The formal lecture course begins in Semester 1 and continues until the end of Semester 2. Theoretical aspects of clinical oral surgery are dealt with including: asepsis and antisepsis, and universal precautions; history taking, examination, laboratory investigations, biopsy techniques, assessment of the patient, and treatment planning; clinical procedures; surgical techniques, complications including haemorrhage and infection, and post-operative care of the oral surgery patient; impacted teeth, cysts, tumours, mucosal lesions, and surgical endodontics; and oral manifestations of systemic diseases. Oral surgical techniques are taught using animal specimens, to complement clinical teaching.

Practical work is carried out in the Oral Surgery Clinic where students gain experience in minor oral surgical procedures. Students extend their experience in local anaesthesia and exodontia and are taught how to work in conjunction with specialist anaesthetists where general anaesthesia is required.

Diagnostic and oral surgery clinics are conducted regularly.

#### Textbooks

R.A. Cawson *Essentials of Dental Surgery and Pathology* 5th edn (Churchill Livingstone, 1991)  
G.L. Howe *Minor Oral Surgery* 3rd edn (Wright, 1985)

#### Reference book

C. Scully and R.A. Cawson *Medical Problems in Dentistry* 3rd edn (Wright, 1993)

### Oral Pathology and Oral Medicine (4-6151-3)

Prof. Walker

*Classes* Sem 1: 1 lec/wk & twelve 2hr problem-based learning sessions; Sem 2: 1 lec/wk & fifteen 2hr problem-based learning sessions

*Assessment* one 2hr exam/Sem 1, one 3hr exam/Sem 2

In Oral Pathology, the student learns how the principles of general pathology apply to the understanding of disorders affecting the teeth, gingivae, jaws, oral mucosa and salivary glands. A series of lectures establishes a framework for this understanding. The other course component depends upon learning through problems set in a structured series of exercises including clinical cases with photographs, radiographs and histology slides to study, which each student completes individually. This is followed by a group discussion led by a tutor. Each of these completed assignments is then evaluated as part of the course assessment of the student's progress.

In Oral Medicine, the diagnosis and management of non-surgical disorders affecting the mouth/teeth and jaws are covered in lectures, followed in Fifth Year by seminars and clinics. This instruction includes the oral manifestations of systemic disease and the dental management of medically compromised patients.

#### Textbooks

C. Scully and R.A. Cawson *Medical Problems in Dentistry* 3rd edn (Wright, 1993)  
J. V. Soames and J.C. Southam *Oral Pathology* 2nd edn (Oxford, 1993)

#### Reference book

R.A. Cawson *Essentials of Dental Surgery and Pathology* 5th edn (Churchill Livingstone, 1991)

### Surgery (4-4888-3)

Dr Packham

*Classes* Sem 1: 1 lec/wk  
*Assessment* one 2hr exam

A course of lectures is given, devoted mainly to the general principles of surgery. The following topics are covered: general hospital organisation and procedures; patient evaluation; principles of inflammation, haemorrhage, shock, electrolyte balance, management

of wounds and burns, and plastic surgery; head injuries; common general surgical conditions; surgical emergencies; and tumour treatment. Particular emphasis is placed on surgery of the head and neck, including: surgical anatomy; diseases of the oral cavity, salivary glands, thyroid gland, head and neck; tracheotomy; and cleft lip and cleft palate.

#### Textbook

H. Ellis and R.Y. Calne *Lecture Notes on General Surgery* 8th edn (Blackwell, 1993)

### Pharmacology and Therapeutics (4-3941-3)

Dr Lloyd and others

*Classes* Sem 1: 1 lec/wk  
*Assessment* one 2hr exam

This course, consisting of 13 lectures and 2 problem-solving sessions, is a continuation of the Third Year course in Pharmacology. Its aim is to provide a general understanding of drug use in medicine, and a more detailed understanding of drug use in dentistry. Also discussed is prescription writing. The course is arranged as follows: antidiabetic drugs, cardiovascular drugs, drugs which affect the central nervous system, analgesics, and anticoagulants. Drug interactions are also discussed. The problem-solving sessions will cover drugs used in emergencies and cardiovascular disorders.

#### Textbook

M.J. Neal *Medical Pharmacology at a Glance* 2nd edn (Blackwell Scientific Publications, 1992)

#### Reference book

J.G. Walton *et al. Textbook of Dental Pharmacology and Therapeutics* 2nd edn (Oxford, 1994)

### Anaesthesia (Local and General) (4-3804-3)

#### Local Anaesthesia

Dr Mouser and others

*Classes* Yr: 12 clinic/sem  
*Assessment* one 2hr exam/Sem 1, one 2.5hr prac exam/Sem 2

The course in local anaesthesia which commenced in the Third Year is continued with further studies in Fourth Year.

#### Textbook

N.H. Somers and P.G. Mouser *Local Anaesthesia* (Discipline manual, 1997)

#### Reference book

D.H. Roberts and J.H. Sowray *Local Analgesia in Dentistry* (Wright, 1987)

#### General Anaesthesia

Dr Boffa

*Classes* Sem 1: 9 lec  
*Assessment* one 1hr exam

Principles of anaesthesia. Topics include: history of anaesthesia; pain and anxiety control; physiology of respiration; basic evaluation of surgical risk; drugs and diseases that affect anaesthesia and sedation; available techniques of pain and anxiety control -

general anaesthesia, relative analgesia, intravenous sedation; and complications and emergencies.

Emphasis is given to the individual and combined roles of the dental surgeon and the specialist anaesthetist working as a team. This theoretical course will be reinforced by the attendance of students at operating sessions under general anaesthesia at the Westmead Hospital Dental Clinical School in the Fifth Year of the course.

Textbook

G.S. Ostlere *Anaesthetics for Medical Students* (Churchill Livingstone, 1989)

### Oral Diagnosis and Radiology (4-3928-3)

Dr Coombs and others

*Classes* Sem 1: three 3hr tut & five 2.5hr prac/clinic; Sem 2: 1 lec/wk, one 3hr tut & five 2.5hr prac/clinic

*Assessment* one 3hr exam/Sem 2, one 1hr prac exam/Sem 2, assignment

The courses are continuations of the Third Year courses and extend and develop treatment planning and radiographic skills and interpretation. Each student is required to present a written complex case in diagnosis and treatment planning, including study casts, photographs, costing and alternative treatment possibilities, which will contribute to the final course assessment. Practical experience is gained in radiographic technique, film processing and interpretation. Minimum requirements are set for satisfactory completion of the course.

Textbooks

S.L. Bricker *et al. Oral Diagnosis, Oral Medicine and Treatment Planning* (Lea & Febiger, 1994)

P.W. Goaz and S.C. White *Oral Radiology Principles and Interpretation* (Mosby, 1994)

O.E. Langland *et al. Panoramic Radiology* 2nd edn (Lea & Febiger, 1989)

### Periodontics (4-3936-3)

Dr Highfield

*Classes* Yr: (1 lec & 3 clinic)/wk

*Assessment* one 2hr exam/Sem 2, prac exams/Sem 2, one 1500w essay, one written case report, clinical work

Introduction, history and epidemiology; periodontal anatomy and physiology; occlusion; classification of periodontal disease; clinical features; aetiology; x-ray signs; and pathology and treatment of the following periodontal disturbances: chronic marginal gingivitis, acute gingival disease, periodontitis, gingivosis, periodontosis, and occlusal trauma.

The student will be shown that the study of periodontics is central to all clinical dentistry. The intimate relationship of periodontics to restorative dentistry will be stressed showing that the biological demands of restorative dentistry require a knowledge of periodontics. The student is shown that he or she is treating patients with periodontal disease as one aspect of their total dental needs and that all the dental needs are part of their total social environment.

Two semesters of instruction in clinical periodontics will be given, consisting of demonstrations and

practical clinics in oral hygiene, preventive measures, diagnosis and treatment planning, and conservative and surgical management of chronic periodontal disease.

Textbook

J. Lindhe *Textbook of Clinical Periodontology* 2nd edn (Munksgaard, 1989)

Reference book

R.J. Genco *Contemporary Periodontics* (Mosby, 1990)

### Paediatric Dentistry (4-3935-3)

Dr Kilpatrick

*Classes* Yr: 30 lec & (3 clinic)/wk

*Assessment* one 2hr exam/Sem 2, one viva voce exam/Sem 2, one 2000w essay, clinical technique, seminars

Growth and development of children from birth to adolescence, including general paediatric care and medically compromised children, acquired and inherited dental anomalies, paediatric and pathological craniofacial anomalies.

Anatomy of primary teeth, diagnosis and treatment planning, techniques for the atraumatic treatment of carious lesions in primary and young permanent teeth, treatment of pulp pathology in primary and young permanent teeth, use and properties of tooth-coloured restorative materials, pit and tissue sealants, topical fluoride therapy, oral hygiene procedures and aspects of diet relevant to the oral health of the young.

Clinical practice extends throughout Fourth and Fifth Years.

Reference books

J.C. and F.M. Andreasen *Traumatic Injuries of the Teeth* 3rd edn (Munksgaard, 1990)

P. Casamassimo *et al. Pediatric Dentistry - Infancy through Adolescence* (Saunders, 1988)

R.J. Gorlin *et al. Syndromes of the Head and Neck* (Oxford, 1990)

G. Koch and T. Modeer *Pedodontics - A Clinical Approach* (Munksgaard, 1991)

L.F. Rose and D. Kaye *Internal Medicine for Dentistry* 2nd edn (Mosby, 1990)

N.L. Rowe and J.L. Williams *Maxillofacial Injuries* Vols I and II (Churchill Livingstone, 1985)

R.E. Stewart and G.H. Prescott *Oral Facial Genetics* (Lea & Febiger, 1976)

R.E. Stewart *et al. Pediatric Dentistry* (Mosby, 1982)

S.H.Y. Wei *Pediatric Dentistry - Total Patient Care* (Lea & Febiger, 1988)

### Orthodontics (4-3934-3)

Dr Wright

*Classes* Yr: 15 lec, 28 tut & 42 clinic

*Assessment* one 1.5hr exam/Sem 2, two case presentations/Sem 2, one research assignment/Sem 2

Malposition and malocclusion of teeth. Skeletal dental and functional analyses of occlusal development. Biomechanics of malocclusion and orthodontic correction. Orthodontic systems. Orthodontic strategies and oral health care.

Students will participate in demonstrations, with technical exercises.

Reference books

W.J.B. Houston *Orthodontic Diagnosis* 3rd edn (Wright, 1982)

W.R. Proffit *Contemporary Orthodontics* 2nd edn (Mosby, 1993)

## Fifth Year

Fifth Year studies are carried out at the Dental Clinical School at Westmead Hospital. The course is supervised by the Board of Studies in Fifth Year.

### Oral Surgery (5-4893-3)

Dr MacKellar and others

*Classes* Sem 1: 1 lec/wk, 12 tut/seminars & 16 prac/clinic;  
Sem 2: 4 tut/seminars & 12 clinic

*Assessment* one 3hr exam (mid-sem break)/Sem 1, one viva voce exam/Sem 2

The main thrust of the Fifth Year course is to provide a firm grounding in the basic skills of oral surgery, thus enabling students to develop understanding and proficiency in minor oral surgery at general dental practitioner level, and to bridge the gap between dentist and specialist oral surgeon.

A formal lecture program is presented during first semester, addressing advanced assessment using up-to-date techniques of diagnosis, and providing an in-depth knowledge of pre- and post-operative management procedures. Theoretical and practical teaching is also given in the use of relative analgesia to general practitioner level.

#### Recommended reading

- P. Banks *Killey's Fractures of the Mandible* (Wright, 1991)  
P. Banks *Killey's Fractures of the Middle Third of the Facial Skeleton* (Wright, 1987)  
R.A. Cawson *Essentials of Dental Surgery and Pathology* 5th edn (Churchill Livingstone, 1991)  
S. Davidson *The Principles and Practice of Medicine* 16th edn (Churchill Livingstone, 1991)  
G.L. Howe *Everyday Oral Medicine* (Wright, 1991)  
H.C. Killey *An Outline of Oral Surgery Part 2* (Wright, 1989)  
M.A. Lynch *Burket's Oral Medicine Diagnosis and Treatment* (Lippincott, 1984)  
D.A. MacGovern *et al. Killey and Kay's The Maxillary Sinus and its Dental Implications* (Wright, 1991)  
C. Scully and R.A. Cawson *Medical Problems in Dentistry* 3rd edn (Wright, 1993)  
G.R. Seward *et al. Outline of Oral Surgery Part 1* 2nd edn (Wright, 1992)  
*MIMS Annual 1996* (IMS Publishing)

### Clinical Dentistry (5-4980-3)

Dr G. Thomas and others

*Classes* Yr: 118 lec, 34 tut, 9 seminars, 84 prac & 432 clinic  
*Assessment* one 3hr exam/Sem 2, one viva voce exam/Sem 2, continuous prac and clinical

The course in Clinical Dentistry incorporates oral rehabilitation, endodontics, fixed prosthodontics, gerodontics, occlusion, oral pathology and oral medicine, oral and maxillofacial surgery, orthodontics, paediatric dentistry, periodontics, removable prosthodontics, tooth conservation and community dentistry. An individual or group research project will be undertaken. Participation in a formal case presentation is also required.

The basis of this course is clinical experience, through provision of integrated multidisciplinary patient care at Westmead Hospital Dental Clinical School, as well as clinical attachments and rotations at the United Dental Hospital and at the Prince of Wales Hospital. In addition, there are clinical attachments to

Royal Newcastle Hospital, Riverina Health Service Clinics, Hume Health Service Clinics and Orange Health Service Clinics, visits to selected Public, Defence and Health Fund Clinics, and private practitioner visits under the auspices of the Pierre Fauchard Academy. Clinical options comprise rural or international attachments during semester breaks. Students will undertake short courses and exercises in communication and presentation skills.

Each student is comprehensively assessed as to competence to practise a wide range of procedures in general dentistry. A clinical logbook must be maintained for assessment, and familiarity with a range of complex procedures is tested. Each student must demonstrate a careful, studied and ethical approach to the practice of clinical dentistry, and recognition of the need for ongoing postgraduate education.

#### Recommended reading

- C.C. Ailing *et al. Impacted Teeth* (Saunders, 1993)  
C.O. Boucher *et al. Prosthodontic Treatment for Edentulous Patients* 10th edn (Mosby, 1990)  
A. Cameron and R.P. Widmer *1 Handbook of Paediatric Dentistry* (Westmead Hospital, 1995)  
I.K. Cohen *et al. Wound Healing: Biochemical and Clinical Aspects* (Saunders, 1992)  
J.R. Drummond *et al. Colour Atlas and Text of Dental Care of the Elderly* (Mosby, 1995)  
J.L. Gutmann *et al. Problem-solving in Endodontics* 2nd edn (Mosby, 1992)  
P.H. Jacobson *Conservative Dentistry: An Integrated Approach* (Churchill Livingstone, 1990)  
R. Juniper and B.J. Parkins *Emergencies in Dental Practice: Diagnosis and Management* (Butterworths, 1992)  
I.J. Klineberg *Occlusion: Assessment and Diagnosis* (Wright, 1991)  
I.J. Klineberg *Cranio-mandibular Disorders and Orofacial Pain: Diagnosis and Management* (Wright, 1991)  
S.K. Lechner and C.J. Thomas *A Clinical Manual for Complete Dentures* 2nd edn (The University of Sydney, 1993)  
D.A. Mitchell and L. Mitchell *Oxford Handbook of Clinical Dentistry* 2nd edn (Oxford University Press, 1995)  
G.J. Mount and M. Dunitz *An Atlas of Glass-Ionomer Cements: A Clinician's Guide* (1994)  
W.P. Naylor *Metal Ceramic Technology* (Quintessence, 1992)  
R.W. Phillips *Skinner's Science of Dental Materials* 9th edn (Saunders College Publishing, 1991)  
S.F. Rosenstiel *et al. Contemporary Fixed Prosthodontics* 2nd edn (Mosby, 1995)  
R.G. Topazian and M.H. Goldberg *Oral and Maxillofacial Infections* (Saunders, 1994)  
B.M. Wenig *Atlas of Head and Neck Pathology* (Saunders, 1993)  
R. Woods *A Guide to the Use of Drugs in Dentistry* 11th edn (Australian Dental Association, 1989)  
*Practical Guides for Successful Dentistry* 4th edn (Australian Dental Association, 1993)  
*Current journals:*  
*Annals R.A.C.D.S.*  
*Australian Dental Association Federal Newsletter*  
*Australian Dental Journal*  
*Australian Prosthodontic Journal*  
*British Dental Journal*  
*Dental Update*  
*Journal of the American Dental Association*  
*Journal of Prosthetic Dentistry*  
*Medical Journal of Australia*  
*Year Book of Dentistry*  
*Other research journals as appropriate*

### Electives (5-4982-3)

Board of Studies for Fifth Year and staff

An elective course embodying further study in one of the courses listed under resolutions of the Senate, Bachelor of Dental Surgery, sections 4, 5, or 6, may be undertaken.

### Ethics and Professional Responsibility (5-4544-3)

Assoc. Prof. Dale

*Classes* Sem 2: 10 lec

*Assessment* one 3hr exam

The course is based primarily on those legal principles and statutes which relate to dentistry. The lectures are used to explain the Australian legal system and legal principles of relevant tort law (i.e. negligence and assault), contract and criminal law and their application to dental practice. The Dentists Act and Regulations, the function of the Dental Board, disciplinary powers and advertising regulations are covered. Other acts impinging on dental practice such as industrial relations, consumer legislation, radioactive substances, and poisons are considered.

Essential reference materials

*Dentists Act and Regulations* (N.S.W. Government, 1989)

*Record of Decisions* (Dental Board of N.S.W.)

### Systemic Pathology (5-4303-3)

Dr Gibbins

*Classes* Sem 1: 1 lec/wk & 8 tut/seminars

*Assessment* one 3hr exam

The second component of a two-semester course in pathology is taught at the Clinical Dental School at Westmead Hospital. One lecture per week covers relevant aspects of the pathology of the respiratory, cardiovascular, neuromuscular, skeletal, and hemopoietic systems.

Textbook

*R.S. Cotran et al. Pathological Basis of Disease 5<sup>th</sup> edn* (Saunders, 1994)

## 5 Other faculty information

### **Infectious diseases**

As a student in the Faculty of Dentistry you will be required to complete clinical training in the N.S.W. hospital system. While undertaking that clinical training, you will be required to perform exposure-prone procedures and will be required to comply with the N.S.W. Department of Health's Guidelines (*Circular A11543, HIV and Hepatitis B Infected Health Care Workers Guidelines*). You should also be aware of the National Health and Medical Research Council's *Management Guidelines, Infectious Disease Hazards in Health Care Establishments*. The N.S.W. Department of Health's Guidelines include the requirement that HIV and/or HbeAg or HBV DNA positive health care workers should not engage in exposure-prone procedures.

If you are not able to satisfy those guidelines and procedures because of your health status or for other reasons, there may be a problem as regards completion of your clinical training, and thus about successful completion of your course of study. The University will assist you, in such case, to transfer to another Faculty, subject to University guidelines on transfers between Faculties.

While the University is sympathetic to students in this type of situation, it is stressed that the development and implementation of guidelines and procedures relating to infectious diseases, within the health care system, is not a matter over which the University has direct control.

Further information about infectious diseases is available, in confidence, from the Faculty adviser: Dr John Gibbins, tel. 351 3319.

This chapter of the handbook contains information specific to the Faculty of Dentistry and some general information. For further details about the University — its organisation, examinations, assistance for students with disabilities, child care facilities, housing, health, counselling, financial assistance, careers advice and a range of other matters — see the separate publication *University of Sydney Diary*, available free from the Student Centre or from University of Sydney Union outlets.

### **Orientation and enrolment**

#### **First Year timetable**

The First Year timetable will be available during the orientation period.

#### **Registration in First Year**

At the time of enrolment students are assigned to a

First Year section and are allocated a particular timetable of First Year courses. All are required to complete Faculty registration upon enrolment.

You must attend lectures and practical classes only at the times and locations indicated for your section.

### **Transfers between Faculties**

Students who enrol in one degree course and pass the courses prescribed for another degree course have not the right to transfer to that other degree course, but may be admitted by the Faculty or Board of Studies concerned on merit to the extent that the facilities are available. It should be noted that the opportunities for transferring from other Faculties into the Faculty of Dentistry are limited, and competition for entry on that basis is keen.

If you wish to apply for enrolment in the Faculty of Dentistry with credit for courses completed at the University of Sydney or at another institution you must apply both through the Universities Admissions Centre and the Faculty in accordance with the procedure outlined in the *Undergraduate Prospectus*, available free from the Faculty Office.

### **Confirmation of enrolment**

All the information provided when you enrol is added to the University's computerised student record system. This includes your degree, academic year and the courses you are taking. It is important that this information be recorded correctly at the beginning of the year, and amended should a change occur in any of the details during the year. You should be aware that every course enrolment has a financial implication through the Higher Education Contribution Scheme (HECS).

To enable you to see what enrolment data has been recorded, you will be sent a 'confirmation of enrolment' notice shortly after completion of enrolment. You should check this carefully. If the information is correct you should keep the notice as a record of your current enrolment. Should the notice be incorrect in any detail, you should apply at the Student Centre immediately to have your record amended. A new confirmation will then be prepared and sent to you. You will also receive, about two months after the beginning of each semester, a statement showing your HECS assessment for that semester. If there appears to be an error in this assessment, you should follow the directions for correction of the assessment which are included on the statement.

If you wish to:

- change a course in which you are enrolled;
  - discontinue a course; or
  - discontinue enrolment totally;
- you should apply at the Student Centre for the appropriate form and then at your Faculty office to obtain approval. Your record at the University will

not be correct unless you do this. *It is not sufficient for instance to tell the lecturer, or even the Departmental office that you discontinued a course.* Unless an enrolment change is approved formally at your Faculty Office it will not be officially recorded and in some cases will incur a financial liability under HECS.

#### Regulations:

#### Discontinuation of enrolment and re-enrolment after discontinuation — undergraduate

##### All Faculties, Colleges and Boards of Studies

1. A candidate for a degree of bachelor who ceases attendance at classes must apply to the Faculty, College Board or Board of Studies concerned and will be presumed to have discontinued enrolment from the date of application, unless evidence is produced (i) that the discontinuation occurred at an earlier date and (ii) that there was good reason why the application could not be made at the earlier time.

2. A candidate for a degree of bachelor who at any time during the first year of attendance discontinues enrolment in all courses shall not be entitled to re-enrol for that degree unless the Faculty, College Board or Board of Studies concerned has granted prior permission to re-enrol or the person is re-selected for admission to candidature for that degree.

3. Subject to provisos (i) and (ii) of section 1, no candidate for a degree of bachelor may discontinue enrolment in a course or year after the end of lectures in that course or year.

4. The Dean, Pro-Dean or a Sub-Dean of a Faculty, Director or Deputy Director of a College or the Chairperson of a Board of Studies, may act on behalf of that Faculty, College Board or Board of Studies in the administration of these resolutions unless the Faculty, College Board or Board of Studies concerned decides otherwise.

##### WITHDRAWAL FROM FULL-YEAR AND FIRST SEMESTER COURSES

5. A candidate for a degree of bachelor who discontinues enrolment in a full-year or First Semester course on or before 30 March in that year shall be recorded as having withdrawn from that course.

##### WITHDRAWAL FROM SECOND SEMESTER COURSES

6. A candidate for a degree of bachelor who discontinues enrolment in a Second Semester course on or before 30 August in that year shall be recorded as having withdrawn from that course.

##### All Faculties, Colleges and Boards of Studies except the Faculty of Engineering

##### DISCONTINUATION

7. (1) A discontinuation of enrolment in a course shall be recorded as 'Discontinued with Permission' when the discontinuation occurs after the relevant withdrawal period and

(a) on or before the Friday of the first week of Second Semester for a full-year course, or

(b) up to the last day of the seventh week of teaching in a one-semester course.

(2) A discontinuation of enrolment in a course shall be recorded as 'Discontinued' when the discontinuation occurs

(a) after the Friday of the first week of Second Semester for a full-year course, or

(b) after the last day of the seventh week of teaching in a one-semester course.

(3) Notwithstanding paragraph (2) the Dean, Pro-Dean or Sub-Dean of the Faculty, Director or Deputy Director of the College or Chairperson of the Board of Studies concerned may determine that a discontinuation of enrolment should be recorded as 'Discontinued with Permission' on the grounds of serious ill-health or misadventure.

#### Instruments

Students are required to provide certain instruments for their own use in practical and clinical dentistry. The cost of these instruments (which exceeds \$3000 for the whole course) can be ascertained from the Faculty Office or from any of the dental supply companies.

#### Examinations

##### Periods

There are three formal examination periods.

<i>Period</i>	<i>when held</i>	<i>approximate duration</i>
First semester	June	2-3 weeks
Second semester	November	3-4 weeks
Supplementary	December/January	2 weeks

In addition individual Disciplines may examine at other times and by various methods of assessment, such as essays, assignments, viva voce, practical work, etc. Some Disciplines do not examine during the first semester.

##### Notification of examination results

The results of annual examinations are posted through the mail service directly to you at the end of the year. As a back-up, the results are also displayed on noticeboards in the Main Quadrangle.

##### Disclosure of examination marks

Final marks will appear on your annual result notice. Marks may also be obtained from your Faculty for the major components of assessment which make up the final marks. You are entitled to information about any details of the assessment procedures used to determine the final result.

Your examination scripts and any other assessment material may be retrieved for a short period after the completion of assessment in each course. This does not apply to examination papers which involve the repeated use of the same material in successive examinations.

Examination marks (as opposed to examination grades) are treated as personal information and therefore disclosed only to the student concerned. However, information will be made available to help you gauge your comparative performance in class.

### Examination grades

Each subject taken will be allotted one of the following grades at the annual examinations:

<i>Grade</i>	<i>per cent</i>
High Distinction	85-100
Distinction	75-84
Credit	65-74
Pass	50-64
Fail	below 50

### Supplementary examinations

#### *General*

Supplementary examinations are awarded by the Board of Examiners following in general the Senate resolutions. Because a candidate is expected to achieve a pass in all courses prescribed for that Year as a minimum requirement, supplementary examinations are regarded as privileges and not rights.

Subject to modification by the Board of Examiners in the light of certified illness or other misadventure, the following rules shall apply to the awarding of supplementary examinations for candidates for the degree of Bachelor of Dental Surgery:

#### *Eligibility*

- (1) Subject to section (2), to be considered for a supplementary examination in a course or part of a course, a candidate must:
  - (i) have achieved an average mark of at least 50 per cent over all courses for that year;
  - (ii) have achieved a mark in that course of between 40 and 49 per cent;
  - (iii) have failed in not more than two courses in that Year;
  - (iv) have not failed in that course previously.

#### *Supplementary Examination to Count as Annual (XTCA) and Postponed Annual Examination*

- (2)
  - (i) Candidates who submit an application for Special Consideration *after* the Annual Examination will not normally be entitled to be awarded a Supplementary Examination to Count as Annual. Such candidates may be permitted, at the discretion of the examiner, to sit for a Postponed Annual Examination.
  - (ii) A Postponed Annual Examination will normally take place within one week after the scheduled Annual Examination but before the Board of Examiners meeting.
  - (iii) A Supplementary Examination to Count as Annual may be awarded only by the Board of Examiners as a result of an application for Special Consideration, normally submitted *prior* to the Annual Examination.
  - (iv) No further Supplementary Examination will be awarded following the award of a Supplementary Examination to Count as Annual.

- (v) A student recommended for the award of a Supplementary Examination will not be permitted to sit for that examination where a result of Fail on the Year is recorded.
- (vi) A candidate awarded a Supplementary to Count as Annual will be permitted to sit for the examination, notwithstanding a result of Fail on the Year is recorded.

### Exemptions/credit for courses already completed, to be counted towards the degree of Bachelor of Dental Surgery

- (1) Except with the permission of the Faculty, a candidate for the degree of Bachelor of Dental Surgery seeking credit for an equivalent course completed previously or for exemption from re-enrolment in a course prescribed for the degree will normally be required to have achieved a result of Credit or higher in that course.
- (2) Exemptions from re-enrolment will not be granted for courses in clinical disciplines.

### Illness or misadventure

You may apply to the Faculty in writing for special consideration of your examination performance on grounds of illness or misadventure. In the case of *illness* a medical certificate should be provided. The minimum requirements of a medical certificate are that it:

- (a) be submitted and signed by your own medical practitioner and indicate the dates on which you sought attention;
- (b) certify unambiguously a specified illness or medical disability for a definite period;
- (c) indicate the degree of your incapacity, and express a professional opinion as to the effect of your illness on your ability to take an examination.

Certificates in connection with annual or supplementary examinations should be submitted prior to the examinations, unless the illness or misadventure takes place during the examinations, in which case the evidence must be forwarded as soon as practicable, and in any case before the close of the examination period. There is a special form available at the Student Centre and at the University Health Service for submission with medical certificates.

For consideration on the grounds of *misadventure*, your application must include a full statement of circumstances and any available supporting evidence.

Should you find it embarrassing to state your difficulties in writing you should arrange an interview with the Dean of the Faculty. Such a request might be made in the form of a note addressed to the Dean.

### The need to seek early advice

Many students in need of advice fail to make full use of the assistance available to them. If you believe that your performance during a course, or your preparation for your examinations, has been adversely affected by medical, psychological or family circumstances, you should seek advice as early as possible. Members of the teaching staff, of the University Counselling

Service, and of the University Health Service, are all available for consultation and can give advice on appropriate action to take.

#### Exclusion:

#### Restriction upon re-enrolment

There are certain circumstances in which you could be asked to show good cause why you should be permitted to repeat any previously attempted study. Liability for exclusion from re-enrolment is determined by academic attainment during the immediate past one or two academic years (depending upon the Faculty, College or Board of Studies concerned). The resolutions of the Senate restricting re-enrolment may be found in the University's *Statutes and Regulations 1994-95*. You should acquaint yourself with the studies in which you are enrolled. If you are in any doubt about your liability for exclusion following academic failure or discontinuation of courses you should ask advice of the Exclusions Office.

It is not possible to define in advance all the reasons that constitute 'good cause' but serious ill health, or misadventure properly attested, will be considered. In addition your general record, for example in other courses, would be taken into account. In particular if you were transferring from another faculty your record in your previous faculty would be considered. Not usually acceptable as good cause are such matters as demands of employers, pressure of employment, time devoted to non-university activities and so on, except as they may be relevant to any serious ill health or misadventure.

#### *Extract from Resolutions of the Senate relating to Restriction upon Re-enrolment:*

##### *Faculty of Dentistry*

13. The Senate authorises the Faculty of Dentistry to require a student to show good cause why he or she should be allowed to re-enrol in the Faculty of Dentistry when he or she has failed the Second Year or any higher year in the Faculty, if he or she has already taken more than one year of enrolment to complete the requirements of the preceding year.

Subject to the Senate resolutions on restriction upon re-enrolment, the Faculty may require a student to show good cause why he or she should be allowed to re-enrol in the Faculty of Dentistry First Year courses.

#### Library

The Fairfax Reading Library (i.e. the Dentistry Library) is a branch in the University of Sydney Library system and is housed in the Faculty Building (Level 2) adjacent to the United Dental Hospital. Library hours are 9.00 am to 7.00 pm Monday and Wednesday, and 9.00 am to 5.00 pm Tuesday, Thursday and Friday.

Staff and students of the University of Sydney are eligible to borrow books from the Dentistry Library and any of the University Libraries, and to use the self-service options of the University Library's computer system, including the online catalogue. Access to databases networked by the University Library, including *Medline*, is available in the Dentistry Library. Further information resources may be located via the Library home page on the internet.

Documents not held in the University Library will be obtained for University staff and postgraduate

students. The Dentistry Library has 1.5 staff including a professional librarian, and has recently been renovated.

Dentistry staff and students may also use the Westmead Hospital Library.

#### Faculty societies

##### Sydney University Dental Undergraduates' Association

The SUDUA, which was functioning in the 1930s and perhaps earlier, comprises all undergraduates enrolled in the Faculty of Dentistry. All members on graduation become honorary life members.

The object of the Association is to provide the means for expanding the interests of the students beyond the curriculum of the dental course and to maintain the traditions and faculty spirit that have always characterised the dental undergraduate body. The Association also facilitates a close liaison between students and staff of the Faculty.

The Association elects an executive and also representatives to the Students' Representative Council and the Outside Common Rooms Committee of the University Union. Thus the dental undergraduates are able to voice their opinions in the various university associations.

Regular meetings are held, at which general business in the interests of the Association is discussed, papers are read, and lectures given. Inter-faculty activities are arranged by the Association. Sporting and social functions are conducted, including the annual dental ball and the informal dance each term. *The Articulator*, the journal of the Association, is published annually.

The SUDUA operates a student cooperative which sells instruments at a reduced rate.

##### Dental Alumni Society of the University of Sydney

Founded in 1943, the Dental Alumni Society is a postgraduate society. Some of the more important aims of the Society are to maintain and foster the association of dental graduates with the University, to promote cultural activities, to extend cordial relationships between graduates and undergraduates of the Faculty of Dentistry, and to take an interest in any matter within the University that will be of benefit to the Faculty of Dentistry.

Graduates of the Faculty of Dentistry are automatically General Members of the Society and become Financial Members on payment of a small annual subscription.

##### Dental Alumni Society Museum

This Museum within the Faculty of Dentistry is situated in the United Dental Hospital. It is an historical museum consisting of early dental instruments and equipment of a small nature and at the moment it is housed in cabinets outside the Fairfax Reading Library. It is hoped that in the future it will be enlarged to house large equipment and photographs and documents describing dental science and practice of the past.

The museum display can be inspected at any time the United Dental Hospital is open.

Gifts of an historical dental nature are most welcome and will be acknowledged.

## Traineeships, scholarships and prizes

### Traineeships

Traineeships are available in dentistry that afford financial assistance to students during the latter parts of the course. In each case fees and a living allowance are paid and some assistance is given with books.

Traineeships are available via the Defence Recruiting Office through the following:

- Royal Australian Navy
- Australian Military Forces
- Royal Australian Air Force

from whom further particulars may be obtained.

## Undergraduate scholarships and prizes

### Financial assistance

Information about sources of financial assistance available to students may be obtained from Student Services (Financial Assistance Office).

### Dental Board of New South Wales

The Dental Board of New South Wales is empowered under Section 18 of the Dentists Act 1934-1964 to appropriate moneys from the Dental Board Education and Research Account for or towards dental education and research.

The Board is prepared to give consideration to the granting of financial assistance to students in the Faculty of Dentistry in the form of loans. The individual applicants required to show the Board that he or she is of good character, is unable to find financial accommodation elsewhere, and is otherwise in necessitous circumstances. Surety for the amount of the application should also be arranged.

Funds are limited and loans must therefore be restricted accordingly.

Successful applicants are required to execute agreements in due course. Application forms are available from the Registrar of the Board, 52 Bridge Street, Sydney.

### *The Goldsworthy-Sullivan Memorial Prize*

Established in 1962 by a donation from the Dental Alumni Society of the University of Sydney to endow a prize in memory of Dr N.E. Goldsworthy and Dr H.R. Sullivan. Awarded annually to the final year student proceeding to the degree of Bachelor of Dental Surgery who has been most proficient in the fields of oral biology and the entire degree course. The prize takes the form of a medal.

### *Port Dental Laboratories Prize*

Established in 1979 by G.H. Port Dental Laboratories Pty Limited. Awarded annually to the final year candidate for the degree of Bachelor of Dental Surgery who shows the greatest proficiency in the subjects tooth conservation and prosthodontics, provided that the candidate's work is of sufficient merit. Value \$250.

### *The Richard Belitho Bush Memorial Prize*

Founded in 1969 by a bequest from the late Richard Belitho Bush. Awarded annually to a student studying dentistry at the University of Sydney, such prize to be awarded at the discretion of the Dean of the Faculty of Dentistry. Value \$350.

### *Brigadier Gordon Rowell Prize*

Donated by Brigadier A. Gordon Rowell, CBE, ED, QHDS. Awarded annually to a student in the final year

of the course for the degree of Bachelor of Dental Surgery for proficiency in preventive dentistry. Value \$130.

### *RG. Schamschula Prize*

Established in 1991 by a donation of \$2500 from the Institute of Dental Research to honour Dr R.G. Schamschula, D.D.Sc., a graduate of the Faculty of Dentistry and distinguished member of the Institute for 20 years, including eight years as Deputy Director. Awarded annually on the recommendation of the Dean of the Faculty of Dentistry to the student who presents the best research project as part of the summer vacation research project, provided that the work is of sufficient merit. A written report; on the project, a supervisor's report and an oral presentation by the candidate will be taken into account. The prize shall take the form of a medal and a certificate.

### *Stephen Maxwell O'Henly Prize*

Established in 1993 by a gift from Mr Don O'Henly to establish a prize in the Faculty of Dentistry in memory of his son, Stephen Maxwell O'Henly, who graduated Bachelor of Dental Surgery in 1978. Awarded annually on the recommendation of the Head of Discipline of Oral Pathology and Oral Medicine to the candidate for the degree of Bachelor of Dental Surgery who is the most proficient in the Discipline of Oral Pathology and Oral Medicine over the entire course, provided the student's work is of sufficient merit. Value \$500 and a medal.

### *The Winifred Nettie Ockenden Bequest*

Established in 1970 by a bequest from the late E.E.M. Ockenden to provide short-term interest-free loans to a maximum value of \$50. Preference is given to students in the Faculty of Dentistry.

### *The Martin Halas Prize*

Established in 1996 by a donation of \$20 000 from Mrs Dagmar Halas in memory of her late husband Martin Halas. Awarded annually on the recommendation of the Dean, in consultation with the Director of Fifth Year Studies, to the student in the Fifth Year of the degree of Bachelor of Dental Surgery who demonstrates the greatest proficiency in clinical work and professionalism. Value \$400.

### *Prizes for academic merit*

The Faculty of Dentistry also awards a large number of prizes awarded automatically on the basis of academic merit.

## Awards and honours

High Distinction, Distinction and Credit are awarded to students who, at the annual examinations, attain a certain percentage in individual subjects.

First class honours and second class honours are awarded on graduation to students whose aggregate marks reach a certain standard. This aggregate is based on the work of the First, Second, Third, Fourth and Fifth years.

## University Medal

The University Medal is awarded on graduation to a student who has merited first class honours and who has been shown to be the most distinguished candidate for the degree.

# 6 Postgraduate study

## Degree and diploma requirements

The regulations governing the degrees of Master of Dental Surgery, Master of Dental Science, Master of Science in Dentistry, Doctor of Dental Science, the Graduate Diploma in Public Health Dentistry and the Graduate Diploma in Clinical Dentistry, published in the *University Calendar*, are reproduced below. These should be read in conjunction with Chapter 10 of the by-laws of the University, which deals with admission to candidature for the PhD degree, for any master's degree, and for any diploma, for graduates of other universities or those with equivalent qualifications. Some information on the degree of Doctor of Philosophy is also provided below.

Enquiries about postgraduate courses should be made to the Faculty Secretary.

### Resolutions of the Senate

#### Master of Dental Surgery (MDS)

1. (1) An applicant for admission to candidature for the degree of Master of Dental Surgery shall:
  - (a) except as provided in subsection (2) be a Bachelor of Dental Surgery of The University of Sydney; and
  - (b) apply in writing to the Registrar for such admission to candidature and for the approval of the Faculty.(2) A graduate in dentistry of another university or a candidate with equivalent qualifications obtained in an appropriate institution may, with the approval of the Faculty and the Academic Board, be admitted to candidature for the degree.
2. A candidate, unless exempted by the Faculty, shall pass an examination prescribed by the Faculty, not less than one year after admission to candidature and before complying with section 5.
3. The Faculty shall appoint a person who is a member of the academic staff of the University to act as supervisor of the candidate and may at its discretion appoint a suitably qualified person or persons as associate supervisor(s).
4. The Faculty shall review the progress of each candidate annually and on the recommendation of the head of the discipline concerned may terminate the candidature of any candidate who, in the opinion of the Faculty, has not shown evidence of sufficient progress towards the degree.
5. A candidate for the degree shall, in some branch of dentistry approved by the Faculty:
  - (1) undertake a critical review of the literature; and either:

- (a) undertake a research project and clinical instruction; or
  - (b) undertake a course of clinical instruction;
  - (2) pass an advanced examination and submit a treatise in the approved branch of dentistry.
6. A candidate shall complete the requirements for the degree in not less than three semesters and within not more than six years of enrolment.
  7. The Faculty may deem time spent on work done towards another degree to be time spent as work done towards the degree of Master of Dental Surgery, provided the candidate has ceased to be a candidate for the other degree.
  8. A candidate shall lodge three copies (printed or typewritten) of the treatise with the Registrar, in accordance with the Faculty resolution.
  9. (1) The Faculty shall appoint two examiners, of whom at least one shall be an external examiner who may be a member of the part-time teaching staff of the Faculty.  
(2) The examiners shall report to the Faculty, which shall determine the result of the examination.
  10. The degree shall not be conferred until two years after the conferring of the degree of Bachelor of Dental Surgery or its equivalent.

#### Master of Dental Science [MDS*c*(*Discipline*)]

1. The title of the degree shall include, in parenthesis, the discipline undertaken.
2. The degree of Master of Dental Science may be taken in the following disciplines:
  - (a) Endodontics
  - (b) Oral and Maxillofacial Surgery
  - (c) Orthodontics
  - (d) Paediatric Dentistry
  - (e) Periodontics
  - (f) Prosthodontics
  - (g) Public Health Dentistry
  - (h) Oral Medicine.
3. (1) An applicant for admission to candidature for the degree of Master of Dental Science shall:
  - (a) except as provided in subsection (2) be a Bachelor of Dental Surgery of The University of Sydney;
  - (b) apply in writing to the Registrar for such admission to candidature and for the approval of the Faculty;
  - (c) have completed at least two years' general dental practice experience; and
  - (d) in the cases of disciplines (a), (b), (d), (e) and (f) in section 2, unless exempted by the Faculty, have satisfactorily completed the primary Fellowship Examination of the Royal Australasian College of Dental Surgeons, or its equivalent.

- (2) A graduate in dentistry of another university or a candidate with equivalent qualifications obtained in an appropriate institution may, with the approval of the Faculty and the Academic Board, be admitted to candidature for the degree.
- (3) The Faculty may admit an applicant to candidature on probation for a period not exceeding twelve months and at the end of that period shall review the work of the candidate and confirm or terminate the candidature.
- (4) A candidate admitted to candidature on probation whose candidature is subsequently confirmed shall be deemed to have commenced candidature on the day of admission to candidature on probation.
4. A candidate for the degree shall:
- (1) unless exempted by the Faculty, pass an examination prescribed by the Faculty within the first year, and not less than one year before complying with section 8(1);
- (2) engage for not less than two years as a full-time student or its equivalent part-time in the University in a course of advanced study and research in a recognised specialist area, or other area of dentistry approved by the Faculty.
5. The Faculty may deem time spent on work done towards another higher degree by a candidate before admission to candidature for the degree of Master of Dental Science, to be time spent or work done after admission, provided the candidate has ceased to be a candidate for the other degree.
6. The Faculty shall appoint a person who is a member of the academic staff of the University to act as supervisor of the candidate and may at its discretion appoint a suitably qualified person or persons as associate supervisor(s).
7. The Faculty shall review the progress of each candidate annually and on the recommendation of the head of the discipline concerned may terminate the candidature of any candidate who, in the opinion of the Faculty, has not shown evidence of sufficient progress towards the degree.
8. (1) A candidate shall either submit a thesis embodying the results of research or an article reporting the results of research in a form suitable for publication in a refereed scientific journal and shall, in addition, pass an advanced examination as prescribed by the Faculty.
- (2) A candidate shall state in the thesis, generally in a preface and specifically throughout the thesis, the sources from which the information was derived, the extent to which the work of others has been used, and the portion of the work claimed to be original. The candidate shall not present, as the thesis any work previously submitted for a degree of this or any other university, but may incorporate such work in the thesis, provided that the work so incorporated is indicated.
- (3) The candidate shall lodge with the Registrar three copies (printed or typewritten) of the thesis, in accordance with the Faculty resolution.
- (4) The form of the article referred to in subsection (1) shall be as prescribed by the Faculty.
9. A candidate shall complete all specified requirements and, where indicated, all clinical requirements of the specialist program.
10. (1) The Faculty shall appoint two examiners, of whom at least one shall be an external examiner who may be a member of the part-time teaching staff of the Faculty.
- (2) The examiners shall report to the Faculty, which shall determine the result of the examination.
- Master of Science in Dentistry (MScDent)**
1. (1) An applicant for admission to candidature for the degree of Master of Science in Dentistry shall:
- (a) except as provided in subsection (2) be a Bachelor of Dental Surgery of The University of Sydney; and
- (b) apply in writing to the Registrar for such admission to candidature and for the approval of the Faculty.
- (2) A graduate in dentistry of another university or a candidate with equivalent qualifications obtained in an appropriate institution may, with the approval of the Faculty and the Academic Board, be admitted to candidature for the degree.
2. A candidate, unless exempted by the Faculty, shall pass an examination prescribed by the Faculty, not less than one year after admission to candidature and before complying with section 5(2).
3. The Faculty shall appoint a person who is a member of the academic staff of the University to act as supervisor of the candidate and may at its discretion appoint a suitably qualified person or persons to act as associate supervisor(s).
4. The Faculty shall review the progress of each candidate annually and on the recommendation of the head of the discipline concerned, may terminate the candidature of any candidate who, in the opinion of the Faculty, has not shown evidence of sufficient progress towards the degree.
5. A candidate for the degree shall:
- (1) engage for a period of not less than two years as a full-time student, or its equivalent as a part-time student, in research in some branch of dentistry, approved by the Faculty; and
- (2) submit a thesis embodying the results of the research and may be required, at the discretion of the Faculty, to pass an advanced examination in a subject or subjects related to the work of the thesis.
6. The Faculty may deem time spent on research work done towards another higher degree by a candidate before admission to candidature for the degree of Master of Science in Dentistry to be time spent or work done after admission, provided the candidate has ceased to be a candidate for the other degree.
7. The candidate:
- (1) shall state in the thesis, generally in a

preface and specifically throughout the thesis, the sources from which the information was derived, the extent to which the work of others has been used, and any portion of the thesis which is claimed as original;

(2) shall not present as the thesis any work previously submitted for a degree of this or any other university but may incorporate such work in the thesis provided that the work so incorporated is indicated; and

(3) shall lodge with the Registrar three copies (printed or typewritten) of the thesis, in accordance with the Faculty resolution.

8. (1) The Faculty shall appoint two examiners, of whom at least one shall be an external examiner who may be a member of the part-time teaching staff of the Faculty.

(2) The examiners shall report to the Faculty, which shall determine the result of the examination.

9. The degree shall not be conferred until two years after the conferring of the degree of Bachelor of Dental Surgery or its equivalent.

#### Doctor of Dental Science (DDSc)

1. These resolutions apply to the following degree: Doctor of Dental Science.

2. (1) The Academic Board may, on the recommendation of the Faculty or Board of Studies concerned, award the appropriate degree of Doctor for published work which, in the opinion of the examiners, has been generally recognised by scholars in the field concerned as a distinguished contribution to knowledge or creative achievement.

(2) Without limiting the generality of subsection (1), the published work may be regarded as a distinguished contribution to knowledge if-

(a) it represents a significant advance in knowledge in its chosen field; or

(b) it has given rise to or is a major part of a significant debate in scholarly books and journals among recognised scholars in its chosen field; or

(c) it has directly given rise to significant changes in the direction of research or of practice of a newer generation of recognised scholars in its chosen field.

#### Application procedure

3. (1) An application for admission to candidature must satisfy the eligibility for admission criteria in sections 4, 5 and 6 and be considered under the preliminary assessment procedure specified in section 8 before being permitted to enrol as a candidate for the degree.

(2) An applicant should submit to the Registrar-

(a) an application which states the degree being applied for; gives details of academic qualifications held; and gives details of association with the University;

(b) a list of the published work which it is proposed to submit for examination; and

(c) a description of the theme of the published work and, where there is a large number of publications whose dates range over a period of time and which contain some range of subject matter, a statement of how these are related to one another and to the theme.

#### Eligibility for admission

4. (1) An applicant for admission to candidature for the degree of Doctor shall either have qualified for the award of a degree of The University of Sydney and have met the specific requirements of subsection (2), or shall satisfy the requirements of section 5.

(2) An applicant for the degree of Doctor of Dental Science must have qualified for the award of the degree of Bachelor of Dental Surgery.

5. (1) The Academic Board, on the recommendation of the faculty or board of studies concerned, may admit as a candidate for the degree of Doctor an applicant, not being a graduate of The University of Sydney, who—

(a) is either a graduate of another university or institution or is a person who is accepted by that faculty or board of studies and by the Academic Board as having standing equivalent to that required of a graduate of the University; and

(b) in the case of an applicant for the degree of Doctor referred to in section 4(2), is accepted by the Faculty or Board of Studies concerned as having standing equivalent to that required in that section; and

(c) has been a full-time member of the academic staff of the University for at least three years, or has had such a similar significant involvement with the teaching and research of the University as the Academic Board, on the recommendation of the Faculty or Board of Studies concerned, considers equivalent.

(2) A candidate admitted under section 4 must be a graduate of at least five years' standing before the degree of Doctor can be awarded.

(3) A candidate admitted under section 5 must have held the qualification by virtue of which he or she was admitted for at least five years before the degree of Doctor can be awarded.

#### Nature of work to be submitted

7. (1) The publications submitted for examination shall be a record of original research undertaken by the candidate, who shall state the sources from which the information was derived, the extent to which the work of others has been made use of, and the portion of the work claimed as original.

(2) The publications submitted for the degree of Doctor shall include at least one substantial work.

(3) If the publications submitted, whether published in the candidate's sole name or under conjoint authorship, record work carried out conjointly, the candidate shall state the extent to which the candidate was responsible for the initiation, conduct or direction of such conjoint research, however published.

(4) Where the principal publications, as distinct from any supporting papers, incorporate work previously submitted for a degree in this or in any other university, the candidate shall clearly indicate which portion of the publications was so submitted.

#### *Preliminary assessment*

8. (1) The Dean of the Faculty or chairperson of the Board of Studies concerned shall appoint, in respect of each application made, a committee normally comprising five persons being:

- (a) the Dean of the Faculty or chairperson of the Board of Studies concerned;
- (b) the Head of the Discipline and the professor most closely associated with the field of the applicant's work; and
- (c) other persons appointed by the Dean or chairperson

(2) The committee shall consider whether the applicant is eligible for admission to candidature, whether the published work is in a field appropriate for the nominated degree and which the faculty is competent to examine at that level and, if so, shall make an assessment of the prima facie worthiness for examination of the published work in terms of section 2 of these resolutions.

(3) The committee, if it finds that a prima facie case exists, shall recommend to the Faculty or Board of Studies concerned that it recommend to the Academic Board—

- (a) the admission to candidature if not qualified under section 4; and
- (b) the appointment of at least three examiners of whom at least two shall be external examiners.

(4) The Academic Board may appoint further examiners in addition to those recommended by the faculty of board of studies.

#### *Enrolment*

9. After the Academic Board has admitted the applicant, if necessary, and appointed examiners, the applicant shall submit to the Registrar five copies of the published work and of the description of the theme of the published work and shall enrol as a candidate at the next enrolment period.

#### *Examination*

10. (1) Each examiner shall make a separate report as to whether the published work meets the requirements as specified in section 2 of being generally recognised by scholars in the

field concerned as a distinguished contribution to knowledge.

(2) The reports of the examiners shall be considered by the committee appointed under section 8(1) and a recommendation made to the Faculty or Board of Studies concerned which shall take note of the terms of section 2 of these resolutions.

- (3) The Faculty or Board of Studies may—
  - (a) recommend to the Academic Board that the degree be awarded;
  - (b) recommend to the Academic Board that the degree not be awarded;
  - (c) recommend to the Academic Board the appointment of a further examiner or examiners.

(4) In making its report to the Academic Board under subsection (3), the Faculty or Board of Studies shall transmit the names of the examiners and the substance of their reports.

11. The Academic Board shall determine the result of the candidature.

12. On the award of the degree the Registrar shall lodge one bound copy of the published work with the University Librarian.

#### **Graduate Diploma in Public Health Dentistry (DPH Dent)**

1. (1) The Faculty of Dentistry may admit to candidature for the Graduate Diploma in Public Health Dentistry—

- (a) a graduate in dentistry of The University of Sydney; or
- (b) a graduate of The University of Sydney who has completed courses acceptable to the Faculty of Dentistry.

(2) The Academic Board may, on the recommendation of the Faculty, admit to candidature an applicant who has completed courses acceptable to the Faculty and who—

- (a) is a graduate of another university; or
- (b) is registered or registrable as a dental practitioner in the country in which the dental qualifications were obtained and such qualifications have been approved by the Faculty for the purposes of the diploma.

2. The Faculty shall appoint a person who is a member of the academic staff of the University to act as supervisor of the candidate.

3. A candidate shall—

- (a) for a period of not less than one year as a full-time candidate or two years as a part-time candidate follow such course of studies as the Head of the Discipline of Public Health Dentistry prescribes, including Public Health, Dental Public Health and Preventive Dentistry;
- (b) pass examinations in the subjects of Public Health, Dental Public Health and Preventive Dentistry;
- (c) within such period after such examinations as the Faculty prescribes, submit two copies (printed or typewritten)

of an essay of up to 5000 words on a topic approved by the Head of the Discipline.

4. The award of the diploma shall be subject to the completion of the coursework, the essay and the examinations to the satisfaction of the Faculty on the recommendation of the Head of the Discipline of Public Health Dentistry.
5. The diploma shall be awarded in three grades, namely Pass, Credit, Distinction.

### **Graduate Diploma in Clinical Dentistry [DipClinDentfD/sc/pl/neJ]**

1. The title of the diploma shall include in parenthesis, the discipline undertaken.
2. The Graduate Diploma in Clinical Dentistry may be taken in the disciplines (a) Conscious Sedation and Pain Control; (b) Oral Implants.
3. (1) An applicant for admission to candidature for the Graduate Diploma in Clinical Dentistry shall, except as provided in subsection (2), be a Bachelor of Dental Surgery of The University of Sydney.  
(2) An applicant who is a graduate in dentistry of another university or having obtained equivalent qualifications in an appropriate institution, has completed courses acceptable to the Faculty may be admitted as a candidate by the Academic Board on the recommendation of the Faculty, provided that the applicant's qualifications are registrable with the Dental Board of New South Wales.
4. A candidate shall:
  - (1) (a) (Conscious Sedation and Pain Control)  
for a period of not less than one year and not more than five years, complete a course of studies of five hundred hours as prescribed by the Faculty which may include up to two hundred hours from courses supervised by the Committee for Continuing Education in Dentistry; and
  - (b) (Oral Implants)<sup>1</sup>  
for a period of not less than one year and not more than three years, complete a course of studies of five hundred hours as prescribed by the Faculty; and
  - (2) complete all coursework and assignments and pass the examinations in the approved courses.

### **Doctor of Philosophy (PhD)**

The degree of Doctor of Philosophy is a research degree awarded for a thesis considered to be a substantially original contribution to the subject concerned. Some coursework may be required (mainly in the form of seminars) but in no case is it a major component.

Applicants should normally hold a master's degree or a bachelor's degree with first or second class honours

of The University of Sydney, or an equivalent qualification from another university or institution.

The degree may be taken on either a full-time or part-time basis.

In the case of full-time candidates, the minimum period of candidature is two years for candidates holding a master's degree or equivalent, or three years in the case of candidates holding a bachelor's degree with first class or second class honours; the maximum period of candidature is normally five years.

Part-time candidature may be approved for applicants who can demonstrate that they are engaged in an occupation or other activity which leaves them substantially free to pursue their candidature for the degree. Normally the minimum period of candidature will be determined on the recommendation of the Faculty but in any case it will not be less than three years; the maximum period of candidature is normally seven years.

The Faculty may also require the candidate to sit for any further examinations it determines.

Further information is available on request from the Faculty Secretary.

### **Enrolment regulations**

#### **Discontinuation of enrolment and readmission after discontinuation — postgraduate**

##### ***All Faculties, Colleges, Boards of Studies and Graduate Schools — all candidates***

1. A candidate will be presumed to have discontinued enrolment in a course, degree or diploma from the date of application to the Faculty, College Board, Board of Studies or Graduate School concerned, unless evidence is produced (i) that the discontinuation occurred at an earlier date and (ii) that there was good reason why the application could not be made at the earlier time.
2. A candidate who at any time discontinues enrolment from a degree or diploma shall not be entitled to re-enrol in that degree or diploma unless the candidate is re-admitted to candidature for that degree or diploma.
3. Subject to paragraphs (i) and (ii) of section 1, candidates may not discontinue enrolment in a course after the end of classes in that course, unless the degree or diploma regulations permit otherwise.
4. The Dean, Pro-Dean or a Sub-Dean of a Faculty, Director or Deputy Director of a College, a Chairperson of a Board of Studies or a Chairperson of a Graduate School may act on behalf of that Faculty, College Board, Board of Studies or Graduate School in the administration of these resolutions.

##### ***Candidates proceeding mainly by coursework***

###### ***WITHDRAWAL FROM FULL-YEAR AND FIRST SEMESTER COURSES***

5. A candidate for a degree or diploma who discontinues enrolment in a full-year or First Semester course on or before 30 March in that year, shall be recorded as withdrawn from that course.

###### ***WITHDRAWAL FROM SECOND SEMESTER COURSES***

6. A candidate for a degree or diploma who discontinues enrolment in a Second Semester course on or before 30 August in that year, shall be recorded as withdrawn from that course.

<sup>1</sup>Subject to Senate approval

DISCONTINUATION

7. A candidate for a degree or diploma who discontinues enrolment in a course after the withdrawal period but before the end of classes in that course, shall be recorded as 'Discontinued with Permission' in that course, unless the degree or diploma resolutions permit otherwise.

Candidates proceeding mainly by thesis

WITHDRAWAL

8. A candidate who discontinues enrolment in a course or degree before the end of the fifth week of enrolment, shall be recorded as having withdrawn from that course or degree.

DISCONTINUATION

9. A candidate who discontinues enrolment in a course or degree after the end of the fifth week of enrolment shall be recorded as 'Discontinued with Permission'.

### Committee for Continuing Education in Dentistry

Chair: Director Continuing Education — Associate Professor Michael C. Kafalias

The Continuing Education in Dentistry Unit has the following objectives:

1. To provide courses of continuing education in all fields of dentistry for dental graduates. Over 600 courses have been conducted, and 1997 is the Continuing Education Unit's 50th year of operation. The courses range from short courses of half-day duration to longer courses conducted over a number of days, either lumped together or spread over a number of weeks/months/years. There may be 'hands-on' or lecture programs, including courses of a specialised nature or general update courses for the general practitioner.
2. To provide assistance to the Faculty of Dentistry by way of a half-time lectureship, updating programs for Faculty staff and students and assistance in minor equipment needs.
3. To provide funds for research.

The courses, which do not lead to degrees (but may be included as part of the requirements leading to diplomas), are primarily open to all registered dentists. Attendance certificates are given to participants of courses. In addition, medical practitioners and other groups interested or involved in general fields of dentistry may also attend. Members of the dental profession in New South Wales and the Australian Capital Territory are regularly circularised and the program is also sent to other Australian states and to New Zealand. Special courses are also advertised overseas.

The Committee also invites overseas clinicians and lecturers to present courses, and operates in conjunction with the programs of the Australian Dental Association at both the state and federal levels.

Enquiries about the Committee's program can be addressed to The Secretary, Committee for Continuing Education in Dentistry, United Dental Hospital, 2 Chalmers Street, Surry Hills, N.S.W. 2010.

### Postgraduate scholarships

The table following summarises the scholarships available to postgraduates in the Faculty of Dentistry. Values and closing dates are subject to change and potential applicants are advised to contact the Scholarships Office, Main Quadrangle, for further information.

#### Scholarships offered by external bodies

Graduates in dentistry may also apply for the following awards offered by external bodies:

- The Rhodes Scholarship
  - The Nuffield Foundation Dominion Travelling Fellowship
  - The Gowrie Postgraduate Research Scholarships
  - The Rotary Foundation Fellowships
  - Commonwealth Scholarships, tenable in other British Commonwealth countries under the Commonwealth Scholarship and Fellowship Plan
  - Caltex Woman of the Year Scholarships
- All postgraduate scholarships are advertised in the *Bulletin Board* which is available in Departments or from the Scholarships Office.

Award	Value \$	Applications close	Qualifications
<i>Tenable at The University of Sydney</i>			
Australian Postgraduate Awards	15 364 plus allowances	15 October	Graduates with Hons I or equivalent enrolling for a higher degree
National Health and Medical Research Council Dental Research Scholarships	22 850	23 June	Graduates enrolled for higher degrees

<b>Award</b>	<b>Value \$</b>	<b>Applications close</b>	<b>Qualifications</b>
<i>Tenable overseas</i>			
Harriett Beard	15 500	November	Graduates in the physical Sciences, veterinary science, dentistry or engineering of not more than 4 years' standing
Charles Gilbert Heydon Travelling Fellowship in Biological Science	10 500	November	Graduates in Faculties of Medicine, Science, Dentistry, Veterinary Science and Agriculture of not more than 4 years' standing
Herbert Johnson Travel Grants	1000	31 May	Graduates who hold other travelling scholarships or grants
James King of Irrawang (travel grant)	1000	31 May	Graduates of any faculty of not more than 4 years' standing
Oral B Travel Grant	up to 5000	as advertised	Dental graduates wishing to examine developments overseas in preventive dentistry
J.B. Watt	15 500	November	First class honours graduates in any faculty
Eleanor Sophia Wood Travelling Fellowship	up to 35 000 (taxable)	November	Graduates with at least 3 years' research or teaching at University of Sydney



# Appendix: Explanation of symbols for courses of study

Symbols may have been used in the courses of study chapter in the handbook as a succinct way of presenting teaching and assessment information. Because of the varied nature of the work described and occasional difficulties in interpretation and typesetting, such details are not construed as a firm undertaking. Students are advised to check details with the departments concerned. The significance of symbols used is as follows:

## Hypothetical examples of symbols used

Title of course	<b>Double Dutch 1</b>
Actual lecturers	Assoc. Prof. Holland Dr Nederlands
Allied studies	<i>AKn</i> HSC German
Class contact & course duration	<i>Classes</i> Yr: (3 lec & 1 tut)/wk
Exams, essays, etc.	<i>Assessment</i> one 3hr exam, two 2000w essays/sem, 4 tut papers/sem
Title of course	<b>8766 Star Wars 5</b>
Actual lecturers	Dr Lazer Ms Gunn
Allied studies	<i>Prereq</i> 7653 <i>Coreq</i> Intro. Media Manipulation
Class contact & course duration	<i>Classes</i> Sem 1: (2 lec & 3 tut/prac)/wk; Sem 2: (2 lec & 2 tut/prac)/wk
Exams, essays, etc.	<i>Assessment</i> one 3hr exam/sem, classwork

## Allied studies

<i>AKn</i>	assumed knowledge
<i>Prereq</i>	prerequisite (you must have passed the indicated prerequisite before you start the course)
<i>Coreq</i>	corequisite (you must enrol in this course at the same time unless you have already passed it)

## Type of class contact/assessment

class.....	class contact of any form
lab.....	laboratory
lec.....	lecture
prac.....	practical
tut.....	tutorial
exam.....	examination
tut paper.....	tutorial paper

## Duration

hr.....	hour
Sem 1.....	Semester 1
Sem 2.....	Semester 2
Yr.....	throughout the year

## Frequency

/wk.....	per week
/fn.....	per fortnight
/sem.....	per semester
/yr.....	per year

## Examples

### Classes

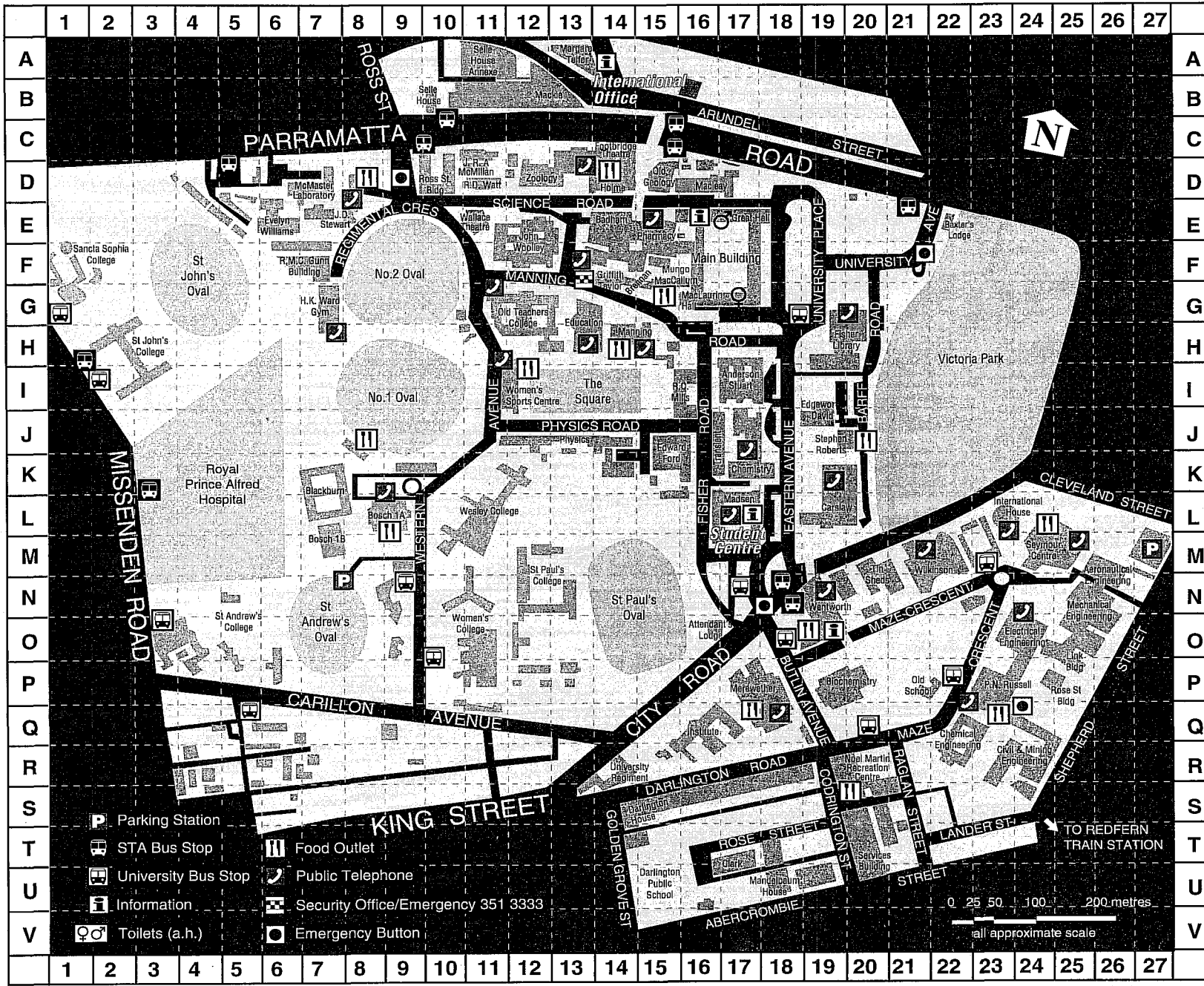
Sem 1:1 class/wk	one class work session each week during Semester 1
Yr: (2 lec & 3 tut/prac)/wk	two lectures and three tutorials or practicals weekly, throughout the year
Sem 2: 3 lec/wk & 1tut/fn	three lectures per week and one tutorial per fortnight, during Semester 2

### Assessment

one 3hr exam	one 3-hour exam
two 3hr exams/sem	two 3-hour exams per semester
one 2000w essay	one 2000-word essay
one 3000w essay, two 2000w essays/sem, 4 tut papers	one 3000-word essay for the course, two 2000-word essays per semester and four tutorial papers for the course
(one 3000w & two 2000w essays)/sem	one 3000- and two 2000-word essays per semester

# Departments, schools and buildings-main campus

Academic & Executive Services	16E	Continuing Education, Centre for	13B	Linguistics	16J	St Paul's College 4	12N
Accounting	17P	Coppleson Postgraduate Medical Institute	9K	Link Bldg	25O	Sancta Sophia College 5	1F
Administrative Policy & Strategic Planning Division	16E	Counselling Service	13G	Lost Property	14F	Scholarships	16F
Administrative Support Services Division	16E	Crop Sciences	13F	Mackie Bldg	13B	Schools Liaison	11E
Aeronautical Engineering	26M	Darlington House H66	14S	MacLaurin Hall	16G	Science Faculty Office	19L
Agricultural Chemistry & Soil Science	10D	Development Office	16O	Macleay Bldg & Museum	16D	Security & Bldg Services	14F
Agricultural Economics	11D	Disability & Welfare Services	13G	Madsen Bldg	17L	Selle House	10B
Agriculture Faculty Office	11C	Econometrics	17P	Mail Room (Internal)	20T	Semitic Studies	17F
Alma Street Glasshouse	23N	Economic History	17P	Main Bldg	17F	Senate Room	16G
Anaesthesia	7K	Economics, Dept & Faculty Office	17P	Mandelbaum House	18U	Services Bldg	20T
Anderson Stuart Bldg	17I	Edgeworth David Bldg	19J	Manning House	14H	Seymour Theatre Centre	24M
Anatomy & Histology	17I	Education Bldg & Faculty Office	13G	Margaret Telfer Bldg	13A	Shepherd St Parking Station	27M
Animal Science	7F	Educational Development & Evaluation	15K	Marketing, Dept of	16Q	Sir Hermann Black Gallery	19N
Anthropology	16F	Educational Psych., Measurement & Technology	13G	Marketing & Publications	11E	Social & Policy Studies in Education	13G
Archaeology, Classics & Ancient History	16F	Edward Ford Bldg	15K	Mathematics & Statistics	19L	Social Work & Social Policy	15I
Architectural & Design Science	22M	Electrical Engineering	24O	McMaster Laboratory CSIRO	7D	Solicitor, University	16E
Architecture, Dept & Faculty Office	22M	Employment Service, Casual	13C	McMillan, J.R.A., Bldg	11C	<i>Sports:</i>	
Archives	19H	Engineering Faculty Office	25O	Mechanical & Aeronautical Engineering Bdg	25N	Noel Martin Recreation Centre	20R
Art Workshop	20M	English	12E	Mechanical Engineering	25N	Sports Union	7G
Arts Faculty Office	16F	Equal Employment Opportunity Unit	16S	Media Office	16E	Swimming Pool	20R
Asset Management	13A	Evelyn Williams Bldg	6E	Medicine	7K	Tennis courts	20D
Asian Studies	14F	Experimental Medicine	7K	Medicine, Dept of	7K	Ward, H.K., Gymnasium	7G
Attendant's Lodge	16O	External Relations Division	16E	Medicine Faculty Office	15K	Women's Sports Association	12I
Badham Bldg & Library	14E	Facilities Planning, Office of	20T	Merewether Bldg	17P	Stephen Roberts Theatre	20J
Banks (see Financial institutions)		<i>Financial institutions:</i>		Microbiology	20P	Stewart, J.D., Bldg	8E
Baxter's Lodge	22E	Commonwealth	14C	Mills, R.C., Bldg	15I	Stores	20T
Behavioural Sciences in Medicine	7K	Credit Union	14D	Mungo MacCallum Bldg	15G	Student Centre*	17L
Biochemistry	20P	National Australia	15E	Music	24M	Student Services*	13G
Biological Sciences	16D	National Australia	19N	Nicholson Museum	16G	SRC	19N
Blackburn Bldg	7K	Financial Assistance	13G	Obstetrics & Gynaecology	9K	SUPRA	4R
<i>Bookshops:</i>		Finance, Dept of	16Q	Occupational Health	15K	Surgery	7K
Medical	7K	Financial Management & Reporting	13A	Old Geology Bldg	15D	SydU-tech	19U
SRC Secondhand	19N	Financial Services Division	16E	Old School Bldg	21P	Systems Development	13A
University Co-operative	16J	Fine Arts	15I	Old Teachers' College Bldg	12G	Teaching & Curriculum Studies	13G
Bosch 1A (lecture theatres)	8L	Fisher Library	19Q	Operations Accounting	13A	Tin Sheds Gallery	20M
Bosch 1B Bldg	7M	Footbridge Theatre	14C	Pathology	7K	Trades & Grounds Services	20T
Botany	16D	French Studies	15F	Performance Studies (entrance Manning Rd)	12F	Traffic Office	14F
Brennan, C, Bldg	15F	Garage, University	21T	Personnel Services	13A	Transient Bldg	16J
Business Liaison Office	13D	Geography	16Q	Pharmacology	7M	Union, University of Sydney	
Business Services	19U	Geology & Geophysics	19J	Pharmacy	15E	Wentworth Building	19N
Campus Services	20T	Germanic Studies	15F	Philosophy	17G	Holme Building	14D
Careers Centre	13B	Government & Public Administration	17P	Photowise Imaging	20T	Manning House	14H
Carslaw Bldg	19L	Great Hall	18E	Physics	13J	Unistaff	19U
Cashiers	13A	Greek, Modern	14F	Physiology	17I	University Collection	19H
Celtic Studies	12E	Griffith Taylor Bldg	14F	Planning Support Office	16E	University of Sydney Club	15G
Central Services	22E	Gunn, R.M.C., Bldg	7F	Post Office	15E	Urban & Regional Planning	22M
Centre for English Teaching	17L	Health Service		Printing Services, University	20T	Veterinary Anatomy	8E
Centre for Teaching & Learning	19L	Holme Bldg	14C	Properties & Investments	13A	Veterinary Clinic	6E
Chancellor's Committee Shop	17F	Wentworth Bldg	19N	Psychological Medicine	4K	Veterinary Clinical Sciences	6E
Chaplains' Centre	10G	History	15G	Psychology	14F	Veterinary Pathology	7E
Chemical Engineering	22Q	History & Philosophy of Science	19L	Purchasing	20T	Veterinary Science Faculty Office	8D
Chemistry	17K	Holme Bldg	14C	Publications Unit	16E	Vice-Chancellor's Office	16E
<i>Child Care:</i>		Industrial Relations, Dept of	16Q	Public Health & Community Medicine	15K	Wallace Theatre	11E
Boundary Lane	16U	Infectious Diseases	7K	Quadrangle	17F	War Memorial Gallery	17E
Carillon Avenue	9Q	Information Technology Services	19U	Queen Elizabeth II Research Institute	9K	Watt, R.D., Bldg	11D
Laurel Tree House (Glebe)	16B	Institute Bldg	16Q	Regiment, University	14R	Wentworth Bldg	19N
Union (Darlington)	21S	International Office & International Student Services	13A	Religion, School of Studies in	12E	Wesley College 6	11L
Civil & Mining Engineering	24R	International House	23L	Research & Scholarships	16E	Western Avenue Underground Parking Station	8N
Clark Bldg	17T	Italian	15I	Revenue Services	13A	Wilkinson Bldg	22M
Clock Tower	17F	Koori Centre	12G	Risk Management	13A	Women's College 7	11O
Community & Alumni Relations	19H	Language Centre	14F	Rose Street Bldg	24P	Women's Studies	15S
				Ross Street Bldg	10D	Woolley Bldg, John	12E
				Russell, Peter   Nicol, Bldg	23P	Yeoman Bedell's Office	17E
				St Andrews College	5O	Zoology	12D



# Notes

# Notes

